

STATEMENT OF APPROPRIATIONS, ALLOTMENTS, OBLIGATIONS, DISBURSEMENTS AND BALANCES

As at the Quarter Ending March 31, 2026

Department : Other Executive Offices (OEOs)
 Agency/Entity : Philippine Sports Commission
 Operating Unit : < not applicable >
 Organization Code (UACS) : 26 032 0000000
 Fund Cluster : 01 - Regular Agency Fund

X	Current Year Appropriations
	Supplemental Appropriations
	Continuing Appropriations

(e.g. UACS Fund Cluster: 01-Regular Agency Fund, 02-Foreign Assisted Projects Fund, 03-Special Account-Locally Funded/Domestic Grants Fund, and 04-Special Account-Foreign Assisted/Foreign Grants Fund)

Particulars	UACS CODE	Appropriations			Allotments			Current Year Obligations							Current Year Disbursements					Balances			
		Authorized Appropriations	Adjustments (Transfer To/From, Modifications/Augmentations)	Adjusted Appropriations	Allotments Received	Adjustments (Reductions, Modifications/Augmentations)	Transfer To	Transfer From	Adjusted Allotments	1st Quarter Ending March 31	2nd Quarter Ending June 30	3rd Quarter Ending September 30	4th Quarter Ending December 31	Total	1st Quarter Ending March 31	2nd Quarter Ending June 30	3rd Quarter Ending September 30	4th Quarter Ending December 31	Total	Unreleased Appropriations	Unobligated Allotments	Unpaid Obligations (15-20)+(23+24)	
		3	4	5=(3+4)	6	7	8	9	10=(8+(-17)-8+9)	11	12	13	14	15=(11+12+13+14)	16	17	18	19	20=(16+17+18+19)	21	22	23	24
I. Agency Specific Budget		2,206,868,000.00	0.00	2,206,868,000.00	1,001,808,000.00	0.00	0.00	0.00	1,001,808,000.00	114,533,083.28	0.00	0.00	0.00	114,533,083.28	89,894,479.22	0.00	0.00	0.00	89,894,479.22	1,205,000,000.00	887,274,916.72	24,938,604.06	0.00
General Administration and Support	1000000000000000	130,487,000.00	0.00	130,487,000.00	95,487,000.00	0.00	0.00	0.00	95,487,000.00	29,396,422.57	0.00	0.00	0.00	29,396,422.57	16,955,982.77	0.00	0.00	0.00	16,955,982.77	35,000,000.00	66,090,577.43	12,440,439.80	0.00
General Management and Supervision	1000001000010000	126,780,000.00	0.00	126,780,000.00	94,780,000.00	0.00	0.00	0.00	94,780,000.00	29,396,422.57	0.00	0.00	0.00	29,396,422.57	16,955,982.77	0.00	0.00	0.00	16,955,982.77	35,000,000.00	65,363,577.43	12,440,439.80	0.00
PS		49,714,000.00	0.00	49,714,000.00	49,714,000.00	0.00	0.00	0.00	49,714,000.00	10,306,167.33	0.00	0.00	0.00	10,306,167.33	10,306,067.33	0.00	0.00	0.00	10,306,067.33	0.00	36,407,832.67	100.00	0.00
MOOE		47,098,000.00	0.00	47,098,000.00	45,098,000.00	0.00	0.00	0.00	45,098,000.00	19,090,255.24	0.00	0.00	0.00	19,090,255.24	6,849,915.44	0.00	0.00	0.00	6,849,915.44	2,000,000.00	25,975,744.78	12,440,339.80	0.00
CO		33,000,000.00	0.00	33,000,000.00	0.00	0.00	0.00	0.00	0.00	0.00	0.00	0.00	0.00	0.00	0.00	0.00	0.00	0.00	0.00	33,000,000.00	0.00	0.00	0.00
Administration of Personnel Benefits	1000001000020000	707,000.00	0.00	707,000.00	707,000.00	0.00	0.00	0.00	707,000.00	0.00	0.00	0.00	0.00	0.00	0.00	0.00	0.00	0.00	0.00	0.00	707,000.00	0.00	0.00
PS		707,000.00	0.00	707,000.00	707,000.00	0.00	0.00	0.00	707,000.00	0.00	0.00	0.00	0.00	0.00	0.00	0.00	0.00	0.00	0.00	0.00	707,000.00	0.00	0.00
Sub-Total, General Administration and Support		130,487,000.00	0.00	130,487,000.00	95,487,000.00	0.00	0.00	0.00	95,487,000.00	29,396,422.57	0.00	0.00	0.00	29,396,422.57	16,955,982.77	0.00	0.00	0.00	16,955,982.77	35,000,000.00	66,090,577.43	12,440,439.80	0.00
PS		50,421,000.00	0.00	50,421,000.00	50,421,000.00	0.00	0.00	0.00	50,421,000.00	10,306,167.33	0.00	0.00	0.00	10,306,167.33	10,306,067.33	0.00	0.00	0.00	10,306,067.33	0.00	40,114,832.67	100.00	0.00
MOOE		47,098,000.00	0.00	47,098,000.00	45,098,000.00	0.00	0.00	0.00	45,098,000.00	19,090,255.24	0.00	0.00	0.00	19,090,255.24	6,849,915.44	0.00	0.00	0.00	6,849,915.44	2,000,000.00	25,975,744.78	12,440,339.80	0.00
CO		33,000,000.00	0.00	33,000,000.00	0.00	0.00	0.00	0.00	0.00	0.00	0.00	0.00	0.00	0.00	0.00	0.00	0.00	0.00	0.00	33,000,000.00	0.00	0.00	0.00
Operations	3000000000000000	2,076,321,000.00	0.00	2,076,321,000.00	906,321,000.00	0.00	0.00	0.00	906,321,000.00	85,136,680.71	0.00	0.00	0.00	85,136,680.71	72,638,496.45	0.00	0.00	0.00	72,638,496.45	1,170,000,000.00	821,184,339.29	12,498,164.26	0.00
OO - Source of athletic talents widened		2,076,321,000.00	0.00	2,076,321,000.00	906,321,000.00	0.00	0.00	0.00	906,321,000.00	85,136,680.71	0.00	0.00	0.00	85,136,680.71	72,638,496.45	0.00	0.00	0.00	72,638,496.45	1,170,000,000.00	821,184,339.29	12,498,164.26	0.00
AMATEUR SPORTS DEVELOPMENT PROGRAM		2,076,321,000.00	0.00	2,076,321,000.00	906,321,000.00	0.00	0.00	0.00	906,321,000.00	85,136,680.71	0.00	0.00	0.00	85,136,680.71	72,638,496.45	0.00	0.00	0.00	72,638,496.45	1,170,000,000.00	821,184,339.29	12,498,164.26	0.00
Policy and Program Formulation and Amateur Sport Development and Promotion	3101001000010000	96,631,000.00	0.00	96,631,000.00	96,631,000.00	0.00	0.00	0.00	96,631,000.00	15,101,368.03	0.00	0.00	0.00	15,101,368.03	11,349,789.27	0.00	0.00	0.00	11,349,789.27	0.00	81,529,931.97	3,751,578.76	0.00
PS		37,788,000.00	0.00	37,788,000.00	37,788,000.00	0.00	0.00	0.00	37,788,000.00	7,881,168.58	0.00	0.00	0.00	7,881,168.58	7,881,168.58	0.00	0.00	0.00	7,881,168.58	0.00	30,106,931.42	0.00	0.00
MOOE		58,843,000.00	0.00	58,843,000.00	58,843,000.00	0.00	0.00	0.00	58,843,000.00	7,420,199.45	0.00	0.00	0.00	7,420,199.45	3,668,620.69	0.00	0.00	0.00	3,668,620.69	0.00	51,422,800.55	3,751,578.76	0.00
National Sport for All-Grassroot Centerpiece Program	3101001000020000	80,069,000.00	0.00	80,069,000.00	70,069,000.00	0.00	0.00	0.00	70,069,000.00	2,500,000.00	0.00	0.00	0.00	2,500,000.00	2,500,000.00	0.00	0.00	0.00	2,500,000.00	10,000,000.00	67,569,000.00	0.00	0.00
MOOE		80,069,000.00	0.00	80,069,000.00	70,069,000.00	0.00	0.00	0.00	70,069,000.00	2,500,000.00	0.00	0.00	0.00	2,500,000.00	2,500,000.00	0.00	0.00	0.00	2,500,000.00	10,000,000.00	67,569,000.00	0.00	0.00
Project(s)		1,899,621,000.00	0.00	1,899,621,000.00	736,621,000.00	0.00	0.00	0.00	736,621,000.00	67,535,292.68	0.00	0.00	0.00	67,535,292.68	58,788,707.16	0.00	0.00	0.00	58,788,707.16	1,160,000,000.00	672,085,707.32	6,746,585.50	0.00
Locally-Funded Project(s)		1,899,621,000.00	0.00	1,899,621,000.00	736,621,000.00	0.00	0.00	0.00	736,621,000.00	67,535,292.68	0.00	0.00	0.00	67,535,292.68	58,788,707.16	0.00	0.00	0.00	58,788,707.16	1,160,000,000.00	672,085,707.32	6,746,585.50	0.00
Financial Assistance to Athletes Including Community Sports Development, Sportefests and Sports Activities	3101002000820000	545,000,000.00	0.00	545,000,000.00	50,000,000.00	0.00	0.00	0.00	50,000,000.00	6,783,080.00	0.00	0.00	0.00	6,783,080.00	1,300,000.00	0.00	0.00	0.00	1,300,000.00	485,000,000.00	43,236,940.00	5,463,080.00	0.00
MOOE		545,000,000.00	0.00	545,000,000.00	50,000,000.00	0.00	0.00	0.00	50,000,000.00	6,783,080.00	0.00	0.00	0.00	6,783,080.00	1,300,000.00	0.00	0.00	0.00	1,300,000.00	485,000,000.00	43,236,940.00	5,463,080.00	0.00
Construction of 12-Storey Multi-purpose Gym at Rizal Memorial Sports Complex	3101002000840000	200,000,000.00	0.00	200,000,000.00	200,000,000.00	0.00	0.00	0.00	200,000,000.00	0.00	0.00	0.00	0.00	0.00	0.00	0.00	0.00	0.00	0.00	0.00	200,000,000.00	0.00	0.00
CO		200,000,000.00	0.00	200,000,000.00	200,000,000.00	0.00	0.00	0.00	200,000,000.00	0.00	0.00	0.00	0.00	0.00	0.00	0.00	0.00	0.00	0.00	0.00	200,000,000.00	0.00	0.00
Rehabilitation and Upgrading of Rizal Memorial Sports Complex Baseball Field and Lighting System	3101002000850000	280,405,000.00	0.00	280,405,000.00	280,405,000.00	0.00	0.00	0.00	280,405,000.00	0.00	0.00	0.00	0.00	0.00	0.00	0.00	0.00	0.00	0.00	0.00	280,405,000.00	0.00	0.00
CO		280,405,000.00	0.00	280,405,000.00	280,405,000.00	0.00	0.00	0.00	280,405,000.00	0.00	0.00	0.00	0.00	0.00	0.00	0.00	0.00	0.00	0.00	0.00	280,405,000.00	0.00	0.00
Philippine Hosting of International Competitions	3101002000860000	163,779,000.00	0.00	163,779,000.00	98,779,000.00	0.00	0.00	0.00	98,779,000.00	51,218,240.50	0.00	0.00	0.00	51,218,240.50	48,052,801.00	0.00	0.00	0.00	48,052,801.00	65,000,000.00	47,560,759.50	3,165,436.50	0.00
MOOE		163,779,000.00	0.00	163,779,000.00	98,779,000.00	0.00	0.00	0.00	98,779,000.00	51,218,240.50	0.00	0.00	0.00	51,218,240.50	48,052,801.00	0.00	0.00	0.00	48,052,801.00	65,000,000.00	47,560,759.50	3,165,436.50	0.00
Preparation, Training and Participation in Various International Games	3101002000870000	110,437,000.00	0.00	110,437,000.00	110,437,000.00	0.00	0.00	0.00	110,437,000.00	9,553,992.18	0.00	0.00	0.00	9,553,992.18	9,435,906.18	0.00	0.00	0.00	9,435,906.18	0.00	100,883,027.82	118,086.00	0.00
MOOE		110,437,000.00	0.00	110,437,000.00	110,437,000.00	0.00	0.00	0.00	110,437,000.00	9,553,992.18	0.00	0.00	0.00	9,553,992.18	9,435,906.18	0.00	0.00	0.00	9,435,906.18	0.00	100,883,027.82	118,086.00	0.00
Construction of the University of the Philippines Mindanao Agutayas Center	3101002000880000	50,000,000.00	0.00	50,000,000.00	0.00	0.00	0.00	0.00	0.00	0.00	0.00	0.00	0.00	0.00	0.00	0.00	0.00	0.00	0.00	50,000,000.00	0.00	0.00	
CO		50,000,000.00	0.00	50,000,000.00	0.00	0.00	0.00	0.00	0.00	0.00	0.00	0.00	0.00	0.00	0.00	0.00	0.00	0.00	0.00	50,000,000.00	0.00	0.00	
Construction of High Altitude Sports Facility in Baguio City	3101002000890000	50,000,000.00																					

Department : Other Executive Offices (OEOs)
 Agency/Entity : Philippine Sports Commission
 Operating Unit : < not applicable >
 Organization Code (UACS) : 26 032 000000
 Fund Cluster : 01 - Regular Agency Fund

X	Current Year Appropriations
	Supplemental Appropriations
	Continuing Appropriations

(e.g. UACS Fund Cluster: 01-Regular Agency Fund, 02-Foreign Assisted Projects Fund, 03-Special Account-Locally Funded/Domestic Grants Fund, and 04-Special Account-Foreign Assisted/Foreign Grants Fund)

Particulars	UACS CODE	Appropriations			Allotments			Current Year Obligations					Current Year Disbursements					Balances					
		Authorized Appropriations	Adjustments (Transfer To/From, Modifications/ Augmentations)	Adjusted Appropriations	Allotments Received	Adjustments (Reductions/ Modifications/ Augmentations)	Transfer To	Transfer From	Adjusted Allotments	1st Quarter Ending March 31	2nd Quarter Ending June 30	3rd Quarter Ending September 30	4th Quarter Ending December 31	Total	1st Quarter Ending March 31	2nd Quarter Ending June 30	3rd Quarter Ending September 30	4th Quarter Ending December 31	Total	Unreleased Appropriations	Unobligated Allotments	Unpaid Obligations (15-20)-(23+24)	
										10=[(6+)-(7)-8+9]	11	12	13		14	15=[(11+12+13+14)]	16	17				18	19
1	2	3	4	5=(3+4)	6	7	8	9	10	11	12	13	14	15	16	17	18	19	20	21	22	23	24
PS		37,788,000.00	0.00	37,788,000.00	37,788,000.00	0.00	0.00	0.00	37,788,000.00	7,661,166.56	0.00	0.00	0.00	7,661,166.56	7,661,166.56	0.00	0.00	0.00	7,661,166.56	0.00	30,106,831.42	0.00	0.00
MOOE		1,408,128,000.00	0.00	1,408,128,000.00	388,128,000.00	0.00	0.00	0.00	388,128,000.00	77,455,492.13	0.00	0.00	0.00	77,455,492.13	64,957,327.87	0.00	0.00	0.00	64,957,327.87	1,020,000,000.00	310,672,507.87	12,498,184.28	0.00
CO		630,405,000.00	0.00	630,405,000.00	480,405,000.00	0.00	0.00	0.00	480,405,000.00	0.00	0.00	0.00	0.00	0.00	0.00	0.00	0.00	0.00	0.00	150,000,000.00	480,405,000.00	0.00	0.00
Sub-Total, I. Agency Specific Budget		2,206,806,000.00	0.00	2,206,806,000.00	1,001,808,000.00	0.00	0.00	0.00	1,001,808,000.00	114,533,083.28	0.00	0.00	0.00	114,533,083.28	89,594,479.22	0.00	0.00	0.00	89,594,479.22	1,205,000,000.00	887,274,916.72	24,938,604.08	0.00
PS		88,209,000.00	0.00	88,209,000.00	88,209,000.00	0.00	0.00	0.00	88,209,000.00	17,967,335.91	0.00	0.00	0.00	17,967,335.91	17,967,335.91	0.00	0.00	0.00	17,967,335.91	0.00	70,221,664.09	100.00	0.00
MOOE		1,455,194,000.00	0.00	1,455,194,000.00	433,194,000.00	0.00	0.00	0.00	433,194,000.00	96,545,747.37	0.00	0.00	0.00	96,545,747.37	71,807,243.31	0.00	0.00	0.00	71,807,243.31	1,022,000,000.00	336,648,252.63	24,938,504.06	0.00
CO		663,405,000.00	0.00	663,405,000.00	480,405,000.00	0.00	0.00	0.00	480,405,000.00	0.00	0.00	0.00	0.00	0.00	0.00	0.00	0.00	0.00	0.00	183,000,000.00	480,405,000.00	0.00	0.00
II. Automatic Appropriations		8,033,000.00	0.00	8,033,000.00	8,033,000.00	0.00	0.00	0.00	8,033,000.00	1,709,310.06	0.00	0.00	0.00	1,709,310.06	1,704,796.39	0.00	0.00	0.00	1,704,796.39	0.00	6,323,889.94	4,813.67	0.00
Retirement and Life Insurance Premiums	102	8,033,000.00	0.00	8,033,000.00	8,033,000.00	0.00	0.00	0.00	8,033,000.00	1,709,310.06	0.00	0.00	0.00	1,709,310.06	1,704,796.39	0.00	0.00	0.00	1,704,796.39	0.00	6,323,889.94	4,813.67	0.00
General Administration and Support	1000000000000000	4,528,000.00	0.00	4,528,000.00	4,528,000.00	0.00	0.00	0.00	4,528,000.00	969,181.44	0.00	0.00	0.00	969,181.44	964,667.77	0.00	0.00	0.00	964,667.77	0.00	3,568,818.56	4,513.67	0.00
General Management and Supervision	100000100001000	4,528,000.00	0.00	4,528,000.00	4,528,000.00	0.00	0.00	0.00	4,528,000.00	969,181.44	0.00	0.00	0.00	969,181.44	964,667.77	0.00	0.00	0.00	964,667.77	0.00	3,568,818.56	4,513.67	0.00
PS		4,528,000.00	0.00	4,528,000.00	4,528,000.00	0.00	0.00	0.00	4,528,000.00	969,181.44	0.00	0.00	0.00	969,181.44	964,667.77	0.00	0.00	0.00	964,667.77	0.00	3,568,818.56	4,513.67	0.00
Sub-total, General Administration and Support		4,528,000.00	0.00	4,528,000.00	4,528,000.00	0.00	0.00	0.00	4,528,000.00	969,181.44	0.00	0.00	0.00	969,181.44	964,667.77	0.00	0.00	0.00	964,667.77	0.00	3,568,818.56	4,813.67	0.00
PS		4,528,000.00	0.00	4,528,000.00	4,528,000.00	0.00	0.00	0.00	4,528,000.00	969,181.44	0.00	0.00	0.00	969,181.44	964,667.77	0.00	0.00	0.00	964,667.77	0.00	3,568,818.56	4,513.67	0.00
Operations	3000000000000000	3,505,000.00	0.00	3,505,000.00	3,505,000.00	0.00	0.00	0.00	3,505,000.00	740,128.62	0.00	0.00	0.00	740,128.62	740,128.62	0.00	0.00	0.00	740,128.62	0.00	2,764,871.38	0.00	0.00
OO : Source of athletic talents widened		3,505,000.00	0.00	3,505,000.00	3,505,000.00	0.00	0.00	0.00	3,505,000.00	740,128.62	0.00	0.00	0.00	740,128.62	740,128.62	0.00	0.00	0.00	740,128.62	0.00	2,764,871.38	0.00	0.00
AMATEUR SPORTS DEVELOPMENT PROGRAM		3,505,000.00	0.00	3,505,000.00	3,505,000.00	0.00	0.00	0.00	3,505,000.00	740,128.62	0.00	0.00	0.00	740,128.62	740,128.62	0.00	0.00	0.00	740,128.62	0.00	2,764,871.38	0.00	0.00
Policy and Program Formulation and Amateur Sport Development and Promotion	310100100001000	3,505,000.00	0.00	3,505,000.00	3,505,000.00	0.00	0.00	0.00	3,505,000.00	740,128.62	0.00	0.00	0.00	740,128.62	740,128.62	0.00	0.00	0.00	740,128.62	0.00	2,764,871.38	0.00	0.00
PS		3,505,000.00	0.00	3,505,000.00	3,505,000.00	0.00	0.00	0.00	3,505,000.00	740,128.62	0.00	0.00	0.00	740,128.62	740,128.62	0.00	0.00	0.00	740,128.62	0.00	2,764,871.38	0.00	0.00
Sub-total, Operations		3,505,000.00	0.00	3,505,000.00	3,505,000.00	0.00	0.00	0.00	3,505,000.00	740,128.62	0.00	0.00	0.00	740,128.62	740,128.62	0.00	0.00	0.00	740,128.62	0.00	2,764,871.38	0.00	0.00
PS		3,505,000.00	0.00	3,505,000.00	3,505,000.00	0.00	0.00	0.00	3,505,000.00	740,128.62	0.00	0.00	0.00	740,128.62	740,128.62	0.00	0.00	0.00	740,128.62	0.00	2,764,871.38	0.00	0.00
Sub-total, II. Automatic Appropriations		8,033,000.00	0.00	8,033,000.00	8,033,000.00	0.00	0.00	0.00	8,033,000.00	1,709,310.06	0.00	0.00	0.00	1,709,310.06	1,704,796.39	0.00	0.00	0.00	1,704,796.39	0.00	6,323,889.94	4,813.67	0.00
PS		8,033,000.00	0.00	8,033,000.00	8,033,000.00	0.00	0.00	0.00	8,033,000.00	1,709,310.06	0.00	0.00	0.00	1,709,310.06	1,704,796.39	0.00	0.00	0.00	1,704,796.39	0.00	6,323,889.94	4,813.67	0.00
GRAND TOTAL		2,214,841,000.00	0.00	2,214,841,000.00	1,009,841,000.00	0.00	0.00	0.00	1,009,841,000.00	116,242,393.34	0.00	0.00	0.00	116,242,393.34	91,299,275.81	0.00	0.00	0.00	91,299,275.81	1,205,000,000.00	893,598,906.86	24,943,117.73	0.00
Recapitulation by OO:																							
AMATEUR SPORTS DEVELOPMENT PROGRAM		2,076,321,000.00	0.00	2,076,321,000.00	908,321,000.00	0.00	0.00	0.00	908,321,000.00	85,136,660.71	0.00	0.00	0.00	85,136,660.71	72,838,496.45	0.00	0.00	0.00	72,838,496.45	1,170,000,000.00	821,184,339.29	12,498,184.26	0.00

Certified Correct:

VIOLETA R. TUAZON
 Chief, Budget Division
 Date:

Certified Correct:

ERIK JEAN A. MAYORES
 Chief Accountant
 Date:

Recommending Approval By:

ATTY. GUILLERMO B. IROY, JR.
 OIC - Executive Director
 Date:

Approved By:

JOHN PATRICK C. GREGORIO
 Chairman
 Date:

STATEMENT OF APPROPRIATIONS, ALLOTMENTS, OBLIGATIONS, DISBURSEMENTS AND BALANCES
As at the Quarter Ending March 31, 2026


Department : Other Executive Offices (OEOs)
 Agency/Entity : Philippine Sports Commission
 Operating Unit : < not applicable >
 Organization Code (UACS) : 26 032 0000000
 Fund Cluster : 03 - Special Account - Locally Funded/Domestic Grants Fund
 (e.g. UACS Fund Cluster: 01-Regular Agency Fund, 02-Foreign Assisted Projects Fund, 03-Special Account-Locally Funded/Domestic Grants Fund, and 04-Special Account-Foreign Assisted/Foreign Grants Fund)


X	Current Year Appropriations
	Supplemental Appropriations
	Continuing Appropriations


Particulars	UACS CODE	Appropriations			Allotments					Current Year Obligations					Current Year Disbursements					Balances				
		Authorized Appropriations	Adjustments (Transfer To/From, Modifications/ Augmentations)	Adjusted Appropriations	Allotments Received	Adjustments (Reductions, Modifications/ Augmentations)	Transfer To	Transfer From	Adjusted Allotments	1st Quarter Ending March 31	2nd Quarter Ending June 30	3rd Quarter Ending September 30	4th Quarter Ending December 31	Total	1st Quarter Ending March 31	2nd Quarter Ending June 30	3rd Quarter Ending September 30	4th Quarter Ending December 31	Total	Unreleased Appropriations	Unobligated Allotments	Unpaid Obligations (15-20)=(23+24)		
																						Due and Demandable	Not Yet Due and Demandable	
1	2	3	4	5=(3+4)	6	7	8	9	10=[(6+(-)7)-8+9]	11	12	13	14	15=(11+12+13+14)	16	17	18	19	20=(16+17+18+19)	21	22	23	24	
II. Automatic Appropriations		29,826,000.00	0.00	29,826,000.00	0.00	0.00	0.00	0.00	0.00	0.00	0.00	0.00	0.00	0.00	0.00	0.00	0.00	0.00	0.00	0.00	29,826,000.00	0.00	0.00	0.00
National Sports Development Fund	377	29,826,000.00	0.00	29,826,000.00	0.00	0.00	0.00	0.00	0.00	0.00	0.00	0.00	0.00	0.00	0.00	0.00	0.00	0.00	0.00	0.00	29,826,000.00	0.00	0.00	0.00
Operations	3000000000000000	29,826,000.00	0.00	29,826,000.00	0.00	0.00	0.00	0.00	0.00	0.00	0.00	0.00	0.00	0.00	0.00	0.00	0.00	0.00	0.00	0.00	29,826,000.00	0.00	0.00	0.00
OO : Source of athletic talents widened		29,826,000.00	0.00	29,826,000.00	0.00	0.00	0.00	0.00	0.00	0.00	0.00	0.00	0.00	0.00	0.00	0.00	0.00	0.00	0.00	0.00	29,826,000.00	0.00	0.00	0.00
AMATEUR SPORTS DEVELOPMENT PROGRAM		29,826,000.00	0.00	29,826,000.00	0.00	0.00	0.00	0.00	0.00	0.00	0.00	0.00	0.00	0.00	0.00	0.00	0.00	0.00	0.00	0.00	29,826,000.00	0.00	0.00	0.00
Policy and Program Formulation and Amateur Sport Development and Promotion	310100100001000	29,826,000.00	0.00	29,826,000.00	0.00	0.00	0.00	0.00	0.00	0.00	0.00	0.00	0.00	0.00	0.00	0.00	0.00	0.00	0.00	0.00	29,826,000.00	0.00	0.00	0.00
MOOE		29,826,000.00	0.00	29,826,000.00	0.00	0.00	0.00	0.00	0.00	0.00	0.00	0.00	0.00	0.00	0.00	0.00	0.00	0.00	0.00	0.00	29,826,000.00	0.00	0.00	0.00
Sub-total, Operations		29,826,000.00	0.00	29,826,000.00	0.00	0.00	0.00	0.00	0.00	0.00	0.00	0.00	0.00	0.00	0.00	0.00	0.00	0.00	0.00	0.00	29,826,000.00	0.00	0.00	0.00
MOOE		29,826,000.00	0.00	29,826,000.00	0.00	0.00	0.00	0.00	0.00	0.00	0.00	0.00	0.00	0.00	0.00	0.00	0.00	0.00	0.00	0.00	29,826,000.00	0.00	0.00	0.00
Sub-total, II. Automatic Appropriations		29,826,000.00	0.00	29,826,000.00	0.00	0.00	0.00	0.00	0.00	0.00	0.00	0.00	0.00	0.00	0.00	0.00	0.00	0.00	0.00	0.00	29,826,000.00	0.00	0.00	0.00
MOOE		29,826,000.00	0.00	29,826,000.00	0.00	0.00	0.00	0.00	0.00	0.00	0.00	0.00	0.00	0.00	0.00	0.00	0.00	0.00	0.00	0.00	29,826,000.00	0.00	0.00	0.00
GRAND TOTAL		29,826,000.00	0.00	29,826,000.00	0.00	0.00	0.00	0.00	0.00	0.00	0.00	0.00	0.00	0.00	0.00	0.00	0.00	0.00	0.00	0.00	29,826,000.00	0.00	0.00	0.00

Certified Correct:

VIOLETA R. TUAZON
 Chief, Budget Division
 Date:

Certified Correct:

ATY. JEAN A. MAYORES
 Chief Accountant
 Date:

Recommending Approval By:

ATTY. GUILLERMO B. IROY, JR.
 OIC - Executive Director
 Date:

Approved By:

JOHN PATRICK C. GREGORIO
 Chairman
 Date:

STATEMENT OF APPROPRIATIONS, ALLOTMENTS, OBLIGATIONS, DISBURSEMENTS AND BALANCES
As at the Quarter Ending March 31, 2026

Department : Other Executive Offices (OEOs)
 Agency/Entity : Philippine Sports Commission
 Operating Unit : < not applicable >
 Organization Code (UACS) : 26 032 0000000
 Fund Cluster : 01 - Regular Agency Fund

	Current Year Appropriations
	Supplemental Appropriations
X	Continuing Appropriations

(e.g. UACS Fund Cluster: 01-Regular Agency Fund, 02-Foreign Assisted Projects Fund, 03-Special Account-Locally Funded/Domestic Grants Fund, and 04-Special Account-Foreign Assisted/Foreign Grants Fund)

Particulars	UACS CODE	Appropriations			Allotments						Current Year Obligations					Current Year Disbursements					Balances					
		Authorized Appropriations	Adjustments (Transfer To/From, Modifications/ Augmentations)	Adjusted Appropriations	Allotments		Adjustments (Reductions, Modifications/ Augmentations)	Transfer To	Transfer From	Adjusted Allotments	1st Quarter Ending March 31	2nd Quarter Ending June 30	3rd Quarter Ending September 30	4th Quarter Ending December 31	Total	1st Quarter Ending March 31	2nd Quarter Ending June 30	3rd Quarter Ending September 30	4th Quarter Ending December 31	Total	Unused Funds		Unpaid Obligations (16-21)=(24+25)			
					SARO	Unobligated															Unreleased Appropriations	Unobligated Allotments	Due and Demandable	Not Yet Due and Demandable		
1	2	3	4	5=(3+4)	6	7	8	9	10	11=[(8+7)+(-)(8)-9+10]	12	13	14	15	16=(12+13+14+15)	17	18	19	20	21=(17+18+19+20)	22=(5-11)	23=(11-16)	24	25		
Unreleased Appropriations		145,000,000.00	0.00	145,000,000.00	20,000,000.00	0.00	0.00	0.00	0.00	20,000,000.00	0.00	0.00	0.00	0.00	0.00	0.00	0.00	0.00	0.00	0.00	0.00	125,000,000.00	20,000,000.00	0.00	0.00	
I. Agency Specific Budget		145,000,000.00	0.00	145,000,000.00	20,000,000.00	0.00	0.00	0.00	0.00	20,000,000.00	0.00	0.00	0.00	0.00	0.00	0.00	0.00	0.00	0.00	0.00	0.00	125,000,000.00	20,000,000.00	0.00	0.00	
Operations	3000000000000000	145,000,000.00	0.00	145,000,000.00	20,000,000.00	0.00	0.00	0.00	0.00	20,000,000.00	0.00	0.00	0.00	0.00	0.00	0.00	0.00	0.00	0.00	0.00	0.00	125,000,000.00	20,000,000.00	0.00	0.00	
OO : Source of athletic talents widened		145,000,000.00	0.00	145,000,000.00	20,000,000.00	0.00	0.00	0.00	0.00	20,000,000.00	0.00	0.00	0.00	0.00	0.00	0.00	0.00	0.00	0.00	0.00	0.00	125,000,000.00	20,000,000.00	0.00	0.00	
AMATEUR SPORTS DEVELOPMENT PROGRAM		145,000,000.00	0.00	145,000,000.00	20,000,000.00	0.00	0.00	0.00	0.00	20,000,000.00	0.00	0.00	0.00	0.00	0.00	0.00	0.00	0.00	0.00	0.00	0.00	125,000,000.00	20,000,000.00	0.00	0.00	
National Sport for All-Grassroot Centerpiece Program	310100100002000	20,000,000.00	0.00	20,000,000.00	20,000,000.00	0.00	0.00	0.00	0.00	20,000,000.00	0.00	0.00	0.00	0.00	0.00	0.00	0.00	0.00	0.00	0.00	0.00	0.00	20,000,000.00	0.00	0.00	0.00
MOOE		20,000,000.00	0.00	20,000,000.00	20,000,000.00	0.00	0.00	0.00	0.00	20,000,000.00	0.00	0.00	0.00	0.00	0.00	0.00	0.00	0.00	0.00	0.00	0.00	0.00	20,000,000.00	0.00	0.00	0.00
Locally-Funded Project(s)		125,000,000.00	0.00	125,000,000.00	0.00	0.00	0.00	0.00	0.00	0.00	0.00	0.00	0.00	0.00	0.00	0.00	0.00	0.00	0.00	0.00	0.00	125,000,000.00	0.00	0.00	0.00	
ROTC Games	310100200076000	80,000,000.00	0.00	80,000,000.00	0.00	0.00	0.00	0.00	0.00	0.00	0.00	0.00	0.00	0.00	0.00	0.00	0.00	0.00	0.00	0.00	0.00	80,000,000.00	0.00	0.00	0.00	
MOOE		80,000,000.00	0.00	80,000,000.00	0.00	0.00	0.00	0.00	0.00	0.00	0.00	0.00	0.00	0.00	0.00	0.00	0.00	0.00	0.00	0.00	0.00	80,000,000.00	0.00	0.00	0.00	
Support to Samahang Kickboxing ng Pilipines	310100200077000	5,000,000.00	0.00	5,000,000.00	0.00	0.00	0.00	0.00	0.00	0.00	0.00	0.00	0.00	0.00	0.00	0.00	0.00	0.00	0.00	0.00	0.00	5,000,000.00	0.00	0.00	0.00	
MOOE		5,000,000.00	0.00	5,000,000.00	0.00	0.00	0.00	0.00	0.00	0.00	0.00	0.00	0.00	0.00	0.00	0.00	0.00	0.00	0.00	0.00	0.00	5,000,000.00	0.00	0.00	0.00	
Preparation and Conduct of Philippine National Games	310100200081000	20,000,000.00	0.00	20,000,000.00	0.00	0.00	0.00	0.00	0.00	0.00	0.00	0.00	0.00	0.00	0.00	0.00	0.00	0.00	0.00	0.00	0.00	20,000,000.00	0.00	0.00	0.00	
MOOE		20,000,000.00	0.00	20,000,000.00	0.00	0.00	0.00	0.00	0.00	0.00	0.00	0.00	0.00	0.00	0.00	0.00	0.00	0.00	0.00	0.00	0.00	20,000,000.00	0.00	0.00	0.00	
Procurement of Sports Equipment	310100200083000	20,000,000.00	0.00	20,000,000.00	0.00	0.00	0.00	0.00	0.00	0.00	0.00	0.00	0.00	0.00	0.00	0.00	0.00	0.00	0.00	0.00	0.00	20,000,000.00	0.00	0.00	0.00	
CO		20,000,000.00	0.00	20,000,000.00	0.00	0.00	0.00	0.00	0.00	0.00	0.00	0.00	0.00	0.00	0.00	0.00	0.00	0.00	0.00	0.00	0.00	20,000,000.00	0.00	0.00	0.00	
Sub-Total, Operations		145,000,000.00	0.00	145,000,000.00	20,000,000.00	0.00	0.00	0.00	0.00	20,000,000.00	0.00	0.00	0.00	0.00	0.00	0.00	0.00	0.00	0.00	0.00	0.00	125,000,000.00	20,000,000.00	0.00	0.00	
MOOE		125,000,000.00	0.00	125,000,000.00	20,000,000.00	0.00	0.00	0.00	0.00	20,000,000.00	0.00	0.00	0.00	0.00	0.00	0.00	0.00	0.00	0.00	0.00	0.00	105,000,000.00	20,000,000.00	0.00	0.00	
CO		20,000,000.00	0.00	20,000,000.00	0.00	0.00	0.00	0.00	0.00	0.00	0.00	0.00	0.00	0.00	0.00	0.00	0.00	0.00	0.00	0.00	0.00	20,000,000.00	0.00	0.00	0.00	
Sub-Total, I. Agency Specific Budget		145,000,000.00	0.00	145,000,000.00	20,000,000.00	0.00	0.00	0.00	0.00	20,000,000.00	0.00	0.00	0.00	0.00	0.00	0.00	0.00	0.00	0.00	0.00	0.00	125,000,000.00	20,000,000.00	0.00	0.00	
MOOE		125,000,000.00	0.00	125,000,000.00	20,000,000.00	0.00	0.00	0.00	0.00	20,000,000.00	0.00	0.00	0.00	0.00	0.00	0.00	0.00	0.00	0.00	0.00	0.00	105,000,000.00	20,000,000.00	0.00	0.00	
CO		20,000,000.00	0.00	20,000,000.00	0.00	0.00	0.00	0.00	0.00	0.00	0.00	0.00	0.00	0.00	0.00	0.00	0.00	0.00	0.00	0.00	0.00	20,000,000.00	0.00	0.00	0.00	
Unobligated Allotment		0.00	0.00	0.00	0.00	308,750,376.18	230,111,000.00	0.00	0.00	538,861,376.18	284,108,572.83	0.00	0.00	0.00	284,108,572.83	258,939,996.11	0.00	0.00	0.00	258,939,996.11	0.00	254,752,803.35	25,168,576.72	0.00	0.00	
I. Agency Specific Budget		0.00	0.00	0.00	0.00	308,750,376.18	0.00	0.00	0.00	308,750,376.18	53,997,572.83	0.00	0.00	0.00	53,997,572.83	30,184,257.84	0.00	0.00	0.00	30,184,257.84	0.00	254,752,803.35	23,813,314.99	0.00	0.00	
General Administration and Support	1000000000000000	0.00	0.00	0.00	0.00	72,102,730.53	0.00	0.00	0.00	72,102,730.53	0.00	0.00	0.00	0.00	0.00	0.00	0.00	0.00	0.00	0.00	0.00	72,102,730.53	0.00	0.00	0.00	
General Management and Supervision	100000100001000	0.00	0.00	0.00	0.00	72,102,730.53	0.00	0.00	0.00	72,102,730.53	0.00	0.00	0.00	0.00	0.00	0.00	0.00	0.00	0.00	0.00	0.00	72,102,730.53	0.00	0.00	0.00	
MOOE		0.00	0.00	0.00	0.00	62,102,730.53	(55,000,000.00)	0.00	0.00	7,102,730.53	0.00	0.00	0.00	0.00	0.00	0.00	0.00	0.00	0.00	0.00	0.00	7,102,730.53	0.00	0.00	0.00	
CO		0.00	0.00	0.00	0.00	10,000,000.00	55,000,000.00	0.00	0.00	85,000,000.00	0.00	0.00	0.00	0.00	0.00	0.00	0.00	0.00	0.00	0.00	0.00	85,000,000.00	0.00	0.00	0.00	

Department : Other Executive Offices (OEOs)
 Agency/Entity : Philippine Sports Commission
 Operating Unit : < not applicable >
 Organization Code (UACS) : 26 032 000000
 Fund Cluster : 01 - Regular Agency Fund

	Current Year Appropriations
	Supplemental Appropriations
X	Continuing Appropriations

(e.g. UACS Fund Cluster: 01-Regular Agency Fund, 02-Foreign Assisted Projects Fund, 03-Special Account-Locally Funded/Domestic Grants Fund, and 04-Special Account-Foreign Assisted/Foreign Grants Fund)

Particulars	UACS CODE	Appropriations			Allotments						Current Year Obligations					Current Year Disbursements					Balances						
		Authorized Appropriations	Adjustments (Transfer To/From, Modifications/Augmentations)	Adjusted Appropriations	Allotments		Adjustments (Reductions, Modifications/Augmentations)	Transfer To	Transfer From	Adjusted Allotments	1st Quarter Ending March 31	2nd Quarter Ending June 30	3rd Quarter Ending September 30	4th Quarter Ending December 31	Total	1st Quarter Ending March 31	2nd Quarter Ending June 30	3rd Quarter Ending September 30	4th Quarter Ending December 31	Total	Unused Funds		Unpaid Obligations (16-21)=(24+25)				
					SARO	Unobligated															Unreleased Appropriations	Unobligated Allotments	Due and Demandable	Not Yet Due and Demandable			
1	2	3	4	5=(3+4)	6	7	8	9	10	11=[(6+7)+(-8)-9+10]	12	13	14	15	16=(12+13+14+15)	17	18	19	20	21=(17+18+19+20)	22=(5-11)	23=(11-16)	24	25			
Sub-Total, General Administration and Support		0.00	0.00	0.00	0.00	72,102,730.53	0.00	0.00	0.00	72,102,730.53	0.00	0.00	0.00	0.00	0.00	0.00	0.00	0.00	0.00	0.00	0.00	0.00	72,102,730.53	0.00	0.00		
MOOE		0.00	0.00	0.00	0.00	82,102,730.53	(55,000,000.00)	0.00	0.00	7,102,730.53	0.00	0.00	0.00	0.00	0.00	0.00	0.00	0.00	0.00	0.00	0.00	0.00	7,102,730.53	0.00	0.00		
CO		0.00	0.00	0.00	0.00	10,000,000.00	55,000,000.00	0.00	0.00	85,000,000.00	0.00	0.00	0.00	0.00	0.00	0.00	0.00	0.00	0.00	0.00	0.00	0.00	85,000,000.00	0.00	0.00		
Operations	3000000000000000	0.00	0.00	0.00	0.00	236,647,845.85	0.00	0.00	0.00	236,647,845.85	53,997,572.83	0.00	0.00	0.00	53,997,572.83	30,184,257.84	0.00	0.00	0.00	0.00	0.00	0.00	30,184,257.84	0.00	182,850,072.82	23,813,314.99	0.00
CO - Source of athletic talents widened		0.00	0.00	0.00	0.00	236,647,845.85	0.00	0.00	0.00	236,647,845.85	53,997,572.83	0.00	0.00	0.00	53,997,572.83	30,184,257.84	0.00	0.00	0.00	0.00	0.00	0.00	30,184,257.84	0.00	182,850,072.82	23,813,314.99	0.00
AMATEUR SPORTS DEVELOPMENT PROGRAM		0.00	0.00	0.00	0.00	236,647,845.85	0.00	0.00	0.00	236,647,845.85	53,997,572.83	0.00	0.00	0.00	53,997,572.83	30,184,257.84	0.00	0.00	0.00	0.00	0.00	0.00	30,184,257.84	0.00	182,850,072.82	23,813,314.99	0.00
Policy and Program Formulation and Amateur Sport Development and Promotion	310100100001000	0.00	0.00	0.00	0.00	27,805,915.50	0.00	0.00	0.00	27,805,915.50	7,278,317.25	0.00	0.00	0.00	7,278,317.25	4,362,213.25	0.00	0.00	0.00	0.00	0.00	0.00	4,362,213.25	0.00	20,527,598.25	2,916,104.00	0.00
MOOE		0.00	0.00	0.00	0.00	27,805,915.50	0.00	0.00	0.00	27,805,915.50	7,278,317.25	0.00	0.00	0.00	7,278,317.25	4,362,213.25	0.00	0.00	0.00	0.00	0.00	0.00	4,362,213.25	0.00	20,527,598.25	2,916,104.00	0.00
National Sport for All-Grassroot Centerpiece Program	310100100002000	0.00	0.00	0.00	0.00	50,237,726.39	0.00	0.00	0.00	50,237,726.39	1,550,200.00	0.00	0.00	0.00	1,550,200.00	132,500.00	0.00	0.00	0.00	0.00	0.00	0.00	132,500.00	0.00	48,687,526.39	1,417,700.00	0.00
MOOE		0.00	0.00	0.00	0.00	50,237,726.39	0.00	0.00	0.00	50,237,726.39	1,550,200.00	0.00	0.00	0.00	1,550,200.00	132,500.00	0.00	0.00	0.00	0.00	0.00	0.00	132,500.00	0.00	48,687,526.39	1,417,700.00	0.00
Locally-Funded Project(s)		0.00	0.00	0.00	0.00	158,604,003.76	0.00	0.00	0.00	158,604,003.76	45,169,055.58	0.00	0.00	0.00	45,169,055.58	25,869,544.59	0.00	0.00	0.00	0.00	0.00	0.00	25,869,544.59	0.00	113,434,948.16	19,479,510.99	0.00
Preparation, Training and Participation for the Southeast Asian Games (SEA GAMES)	310100200045000	0.00	0.00	0.00	0.00	6,113,937.86	0.00	0.00	0.00	6,113,937.86	5,938,754.89	0.00	0.00	0.00	5,938,754.89	968,681.90	0.00	0.00	0.00	0.00	0.00	0.00	968,681.90	0.00	175,162.77	4,970,072.99	0.00
MOOE		0.00	0.00	0.00	0.00	6,113,937.86	0.00	0.00	0.00	6,113,937.86	5,938,754.89	0.00	0.00	0.00	5,938,754.89	968,681.90	0.00	0.00	0.00	0.00	0.00	0.00	968,681.90	0.00	175,162.77	4,970,072.99	0.00
Preparation, Training and Participation in the Asian Winter Games, Harbin, China (February 7-14, 2025)	310100200078000	0.00	0.00	0.00	0.00	682.50	0.00	0.00	0.00	682.50	0.00	0.00	0.00	0.00	0.00	0.00	0.00	0.00	0.00	0.00	0.00	0.00	0.00	682.50	0.00	0.00	
MOOE		0.00	0.00	0.00	0.00	682.50	0.00	0.00	0.00	682.50	0.00	0.00	0.00	0.00	0.00	0.00	0.00	0.00	0.00	0.00	0.00	0.00	0.00	682.50	0.00	0.00	
Preparation, Training and Participation for the FY 2025 Brunei-Indonesia-Malaysia-Philippines-Northern Territory-East ASEAN Growth Area (BIMPNT-EAGA) Friendship Games	310100200079000	0.00	0.00	0.00	0.00	11,274,000.00	0.00	0.00	0.00	11,274,000.00	208,039.12	0.00	0.00	0.00	208,039.12	208,039.12	0.00	0.00	0.00	0.00	0.00	0.00	208,039.12	0.00	11,065,960.88	0.00	0.00
MOOE		0.00	0.00	0.00	0.00	11,274,000.00	0.00	0.00	0.00	11,274,000.00	208,039.12	0.00	0.00	0.00	208,039.12	208,039.12	0.00	0.00	0.00	0.00	0.00	0.00	208,039.12	0.00	11,065,960.88	0.00	0.00
Financial Assistance to Athletes including Community Sports Development, Sportsfests and Sports Activities	310100200082000	0.00	0.00	0.00	0.00	141,215,383.80	0.00	0.00	0.00	141,215,383.80	39,022,261.57	0.00	0.00	0.00	39,022,261.57	24,512,823.57	0.00	0.00	0.00	0.00	0.00	0.00	24,512,823.57	0.00	102,193,122.03	14,509,438.00	0.00
MOOE		0.00	0.00	0.00	0.00	141,215,383.80	0.00	0.00	0.00	141,215,383.80	39,022,261.57	0.00	0.00	0.00	39,022,261.57	24,512,823.57	0.00	0.00	0.00	0.00	0.00	0.00	24,512,823.57	0.00	102,193,122.03	14,509,438.00	0.00
Sub-Total, Operations		0.00	0.00	0.00	0.00	236,647,845.85	0.00	0.00	0.00	236,647,845.85	53,997,572.83	0.00	0.00	0.00	53,997,572.83	30,184,257.84	0.00	0.00	0.00	0.00	0.00	0.00	30,184,257.84	0.00	182,850,072.82	23,813,314.99	0.00
MOOE		0.00	0.00	0.00	0.00	236,647,845.85	0.00	0.00	0.00	236,647,845.85	53,997,572.83	0.00	0.00	0.00	53,997,572.83	30,184,257.84	0.00	0.00	0.00	0.00	0.00	0.00	30,184,257.84	0.00	182,850,072.82	23,813,314.99	0.00
Sub-Total, I. Agency Specific Budget		0.00	0.00	0.00	0.00	308,750,376.18	0.00	0.00	0.00	308,750,376.18	53,997,572.83	0.00	0.00	0.00	53,997,572.83	30,184,257.84	0.00	0.00	0.00	0.00	0.00	0.00	30,184,257.84	0.00	264,752,803.35	23,813,314.99	0.00
MOOE		0.00	0.00	0.00	0.00	298,750,376.18	(65,000,000.00)	0.00	0.00	243,750,376.18	53,997,572.83	0.00	0.00	0.00	53,997,572.83	30,184,257.84	0.00	0.00	0.00	0.00	0.00	0.00	30,184,257.84	0.00	189,752,803.35	23,813,314.99	0.00
CO		0.00	0.00	0.00	0.00	10,000,000.00	55,000,000.00	0.00	0.00	85,000,000.00	0.00	0.00	0.00	0.00	0.00	0.00	0.00	0.00	0.00	0.00	0.00	0.00	85,000,000.00	0.00	0.00	0.00	0.00
II. Special Purpose Fund		0.00	0.00	0.00	0.00	0.00	230,111,000.00	0.00	0.00	230,111,000.00	230,111,000.00	0.00	0.00	0.00	230,111,000.00	228,755,738.27	0.00	0.00	0.00	0.00	0.00	0.00	228,755,738.27	0.00	0.00	1,355,261.73	0.00
Contingent Fund	402	0.00	0.00	0.00	0.00	0.00	230,111,000.00	0.00	0.00	230,111,000.00	230,111,000.00	0.00	0.00	0.00	230,111,000.00	228,755,738.27	0.00	0.00	0.00	0.00	0.00	0.00	228,755,738.27	0.00	0.00	1,355,261.73	0.00
MOOE		0.00	0.00	0.00	0.00	0.00	230,111,000.00	0.00	0.00	230,111,000.00	230,111,000.00	0.00	0.00	0.00	230,111,000.00	228,755,738.27	0.00	0.00	0.00	0.00	0.00	0.00	228,755,738.27	0.00	0.00	1,355,261.73	0.00
Sub-Total, II. Special Purpose Fund		0.00	0.00	0.00	0.00	0.00	230,111,000.00	0.00	0.00	230,111,000.00	230,111,000.00	0.00	0.00	0.00	230,111,000.00	228,755,738.27	0.00	0.00	0.00	0.00	0.00	0.00	228,755,738.27	0.00	0.00	1,355,261.73	0.00
MOOE		0.00	0.00	0.00	0.00	0.00	230,111,000.00	0.00	0.00	230,111,000.00	230,111,000.00	0.00	0.00	0.00	230,111,000.00	228,755,738.27	0.00	0.00	0.00	0.00	0.00	0.00	228,755,738.27	0.00	0.00	1,355,261.73	0.00
GRAND TOTAL		145,000,000.00	0.00	145,000,000.00	20,000,000.00	308,750,376.18	230,111,000.00	0.00	0.00	568,861,376.18	284,108,572.83	0.00	0.00	0.00	284,108,572.83	268,939,996.11	0.00	0.00	0.00	0.00	0.00	0.00	268,939,996.11	125,000,000.00	274,752,803.35	25,168,576.72	0.00

Department : Other Executive Offices (OEOs)
 Agency/Entity : Philippine Sports Commission
 Operating Unit : < not applicable >
 Organization Code (UACS) : 26 032 0000000
 Fund Cluster : 01 - Regular Agency Fund

	Current Year Appropriations
	Supplemental Appropriations
X	Continuing Appropriations

(e.g. UACS Fund Cluster: 01-Regular Agency Fund, 02-Foreign Assisted Projects Fund, 03-Special Account-Locally Funded/Domestic Grants Fund, and 04-Special Account-Foreign Assisted/Foreign Grants Fund)


Particulars	UACS CODE	Appropriations			Allotments						Current Year Obligations					Current Year Disbursements					Balances				
		Authorized Appropriations	Adjustments (Transfer To/From, Modifications/ Augmentations)	Adjusted Appropriations	Allotments		Adjustments (Reductions, Modifications/ Augmentations)	Transfer To	Transfer From	Adjusted Allotments	1st Quarter Ending March 31	2nd Quarter Ending June 30	3rd Quarter Ending September 30	4th Quarter Ending December 31	Total	1st Quarter Ending March 31	2nd Quarter Ending June 30	3rd Quarter Ending September 30	4th Quarter Ending December 31	Total	Unused Funds		Unpaid Obligations (16-21)=(24+25)		
					SARO	Unobligated															Unreleased Appropriations	Unobligated Allotments	Due and Demandable	Not for Use and Demandable	
1	2	3	4	5=(3+4)	6	7	8	9	10	11=(8+7)-(9+10)	12	13	14	15	16=(12+13+14+15)	17	18	19	20	21=(17+18+19+20)	22=(5-11)	23=(11-16)	24	25	
MOOE		125,000,000.00	0.00	125,000,000.00	20,000,000.00	296,750,376.18	175,111,000.00	0.00	0.00	493,861,376.18	284,108,572.83	0.00	0.00	0.00	284,108,572.83	256,939,996.11	0.00	0.00	0.00	256,939,996.11	105,000,000.00	209,752,803.35	25,168,576.72	0.00	
CO		20,000,000.00	0.00	20,000,000.00	0.00	10,000,000.00	55,000,000.00	0.00	0.00	65,000,000.00	0.00	0.00	0.00	0.00	0.00	0.00	0.00	0.00	0.00	0.00	20,000,000.00	65,000,000.00	0.00	0.00	
Recapitulation by OO:																									
Unreleased Appropriations		125,000,000.00	0.00	125,000,000.00	20,000,000.00	0.00	0.00	0.00	0.00	20,000,000.00	0.00	0.00	0.00	0.00	0.00	0.00	0.00	0.00	0.00	0.00	105,000,000.00	20,000,000.00	0.00	0.00	
AMATEUR SPORTS DEVELOPMENT PROGRAM		125,000,000.00	0.00	125,000,000.00	20,000,000.00	0.00	0.00	0.00	0.00	20,000,000.00	0.00	0.00	0.00	0.00	0.00	0.00	0.00	0.00	0.00	0.00	105,000,000.00	20,000,000.00	0.00	0.00	
Unobligated Allotment		0.00	0.00	0.00	0.00	236,647,645.65	230,111,000.00	0.00	0.00	466,758,645.65	284,108,572.83	0.00	0.00	0.00	284,108,572.83	256,939,996.11	0.00	0.00	0.00	256,939,996.11	0.00	182,650,072.82	25,168,576.72	0.00	
AMATEUR SPORTS DEVELOPMENT PROGRAM		0.00	0.00	0.00	0.00	236,647,645.65	230,111,000.00	0.00	0.00	466,758,645.65	284,108,572.83	0.00	0.00	0.00	284,108,572.83	256,939,996.11	0.00	0.00	0.00	256,939,996.11	0.00	182,650,072.82	25,168,576.72	0.00	


Certified Correct:

Certified Correct:

Recommending Approval by:

Approved By:


VIOLETA R. TAZON
 Chief, Budget Division
 Date:


ATTY. ERIK JEAN A. MAYORES
 Chief Accountant
 Date:


ATTY. GUILLERMO C. IROY, JR.
 OIC - Executive Director
 Date:


JOHN PATRICK C. GREGORIO
 Chairman
 Date:

STATEMENT OF APPROPRIATIONS, ALLOTMENTS, OBLIGATIONS, DISBURSEMENTS AND BALANCES
As at the Quarter Ending March 31, 2026

Department : Other Executive Offices (OEOs)
 Agency/Entity : Philippine Sports Commission
 Operating Unit : < not applicable >
 Organization Code (UACS) : 26 032 0000000
 Fund Cluster : 03 - Special Account - Locally Funded/Domestic Grants Fund

<input type="checkbox"/>	Current Year Appropriations
<input type="checkbox"/>	Supplemental Appropriations
<input checked="" type="checkbox"/>	Continuing Appropriations


(e.g. UACS Fund Cluster: 01-Regular Agency Fund, 02-Foreign Assisted Projects Fund, 03-Special Account-Locally Funded/Domestic Grants Fund, and 04-Special Account-Foreign Assisted/Foreign Grants Fund)


Particulars	UACS CODE	Appropriations			Allotments						Current Year Obligations					Current Year Disbursements					Balances			
		Authorized Appropriations	Adjustments (Transfer To/From, Modifications/Augmentations)	Adjusted Appropriations	Allotments		Adjustments (Reductions, Modifications/Augmentations)	Transfer To	Transfer From	Adjusted Allotments	1st Quarter Ending March 31	2nd Quarter Ending June 30	3rd Quarter Ending September 30	4th Quarter Ending December 31	Total	1st Quarter Ending March 31	2nd Quarter Ending June 30	3rd Quarter Ending September 30	4th Quarter Ending December 31	Total	Unused Funds		Unpaid Obligations (16-21)=(24+25)	
					SARO	Unobligated															Unreleased Appropriations	Unobligated Allotments	Due and Demandable	Not Yet Due and Demandable
1	2	3	4	5=(3+4)	6	7	8	9	10	11=[(6+7)+(-8)-9+10]	12	13	14	15	16=(12+13+14+15)	17	18	19	20	21=(17+18+19+20)	22=(5-11)	23=(11-16)	24	25
Unobligated Allotment		0.00	0.00	0.00	0.00	28,794.61	0.00	0.00	0.00	28,794.61	0.00	0.00	0.00	0.00	0.00	0.00	0.00	0.00	0.00	0.00	0.00	28,794.61	0.00	0.00
I. Agency Specific Budget		0.00	0.00	0.00	0.00	28,794.61	0.00	0.00	0.00	28,794.61	0.00	0.00	0.00	0.00	0.00	0.00	0.00	0.00	0.00	0.00	0.00	28,794.61	0.00	0.00
General Administration and Support	1000000000000000	0.00	0.00	0.00	0.00	28,794.61	0.00	0.00	0.00	28,794.61	0.00	0.00	0.00	0.00	0.00	0.00	0.00	0.00	0.00	0.00	0.00	28,794.61	0.00	0.00
General Management and Supervision	100000100001000	0.00	0.00	0.00	0.00	28,794.61	0.00	0.00	0.00	28,794.61	0.00	0.00	0.00	0.00	0.00	0.00	0.00	0.00	0.00	0.00	0.00	28,794.61	0.00	0.00
MOOE		0.00	0.00	0.00	0.00	28,794.61	0.00	0.00	0.00	28,794.61	0.00	0.00	0.00	0.00	0.00	0.00	0.00	0.00	0.00	0.00	0.00	28,794.61	0.00	0.00
Sub-Total, General Administration and Support		0.00	0.00	0.00	0.00	28,794.61	0.00	0.00	0.00	28,794.61	0.00	0.00	0.00	0.00	0.00	0.00	0.00	0.00	0.00	0.00	0.00	28,794.61	0.00	0.00
MOOE		0.00	0.00	0.00	0.00	28,794.61	0.00	0.00	0.00	28,794.61	0.00	0.00	0.00	0.00	0.00	0.00	0.00	0.00	0.00	0.00	0.00	28,794.61	0.00	0.00
Sub-Total, I. Agency Specific Budget		0.00	0.00	0.00	0.00	28,794.61	0.00	0.00	0.00	28,794.61	0.00	0.00	0.00	0.00	0.00	0.00	0.00	0.00	0.00	0.00	0.00	28,794.61	0.00	0.00
MOOE		0.00	0.00	0.00	0.00	28,794.61	0.00	0.00	0.00	28,794.61	0.00	0.00	0.00	0.00	0.00	0.00	0.00	0.00	0.00	0.00	0.00	28,794.61	0.00	0.00
GRAND TOTAL		0.00	0.00	0.00	0.00	28,794.61	0.00	0.00	0.00	28,794.61	0.00	0.00	0.00	0.00	0.00	0.00	0.00	0.00	0.00	0.00	0.00	28,794.61	0.00	0.00
MOOE		0.00	0.00	0.00	0.00	28,794.61	0.00	0.00	0.00	28,794.61	0.00	0.00	0.00	0.00	0.00	0.00	0.00	0.00	0.00	0.00	0.00	28,794.61	0.00	0.00


Recapitulation by OO:

Certified Correct:

VIOLETA R. TUAZON
 Chief, Budget Division
 Date:

Certified Correct:

ATTY. ERIK JEAN A. MAYORES
 Chief Accountant
 Date:

Recommending Approval By:

ATTY. GUILLERMO B. IROY, JR.
 OIC - Executive Director
 Date:

Approved By:

JOHN PATRICK C. GREGORIO
 Chairman
 Date: