




QUARTERLY REPORT OF REVENUE AND OTHER RECEIPTS
As at the Quarter Ending December 31, 2024

Department : Other Executive Offices (OEOs)
 Agency/Entity : Philippine Sports Commission
 Operating Unit : < not applicable >
 Organization Code (UACS) : 26 032 0000000
 Fund Cluster : 05 - Internally Generated Funds

| Classification/Sources of Revenue and Other Receipts | UACS CODE | REVENUE TARGET (Annual) per BESF | Actual Revenue and Other Receipts Collections | | | | | Cumulative Remittance/Deposits to Date | | | Variance | | Remarks |
|--|------------|----------------------------------|---|----------------------------|---------------------------------|--------------------------------|------------------|--|---------------------|-----------|----------------|-----------|---------|
| | | | 1st Quarter Ending March 31 | 2nd Quarter Ending June 30 | 3rd Quarter Ending September 30 | 4th Quarter Ending December 31 | Total | Remittance to BTr | Deposited with AGDB | Total | Amount | % | |
| 1 | 2 | 3 | 4 | 5 | 6 | 7 | 8=(4+5+6+7) | 9 | 10 | 11=(9+10) | 12=(8-3) | 13=(12/3) | 14 |
| Internally Generated Funds | | 1,530,000,000.00 | 746,540,773.04 | 567,822,150.66 | 624,187,068.41 | 428,029,776.46 | 2,366,579,768.57 | 0.00 | 0.00 | 0.00 | 836,579,768.57 | 55 % | |
| Non-Revenue Collections/Other Receipts | | 1,530,000,000.00 | 746,540,773.04 | 567,822,150.66 | 624,187,068.41 | 428,029,776.46 | 2,366,579,768.57 | 0.00 | 0.00 | 0.00 | 836,579,768.57 | 55 % | |
| Cash Receipts | | 1,530,000,000.00 | 746,540,773.04 | 567,822,150.66 | 624,187,068.41 | 428,029,776.46 | 2,366,579,768.57 | 0.00 | 0.00 | 0.00 | 836,579,768.57 | 55 % | |
| Non-Tax | | 1,530,000,000.00 | 746,540,773.04 | 567,822,150.66 | 624,187,068.41 | 428,029,776.46 | 2,366,579,768.57 | 0.00 | 0.00 | 0.00 | 836,579,768.57 | 55 % | |
| Rent/Lease Income | 4020205000 | 25,000,000.00 | 8,311,316.20 | 9,452,627.26 | 8,460,289.97 | 11,530,645.80 | 37,754,879.23 | 0.00 | 0.00 | 0.00 | 12,754,879.23 | 51 % | |
| Share from PAGCOR/PCSO | 4040102000 | 1,500,000,000.00 | 737,474,663.49 | 555,566,347.98 | 613,343,347.86 | 414,757,062.22 | 2,321,141,421.55 | 0.00 | 0.00 | 0.00 | 821,141,421.55 | 55 % | |
| Income from Grants and Donations in Cash | 4040201000 | 0.00 | 0.00 | 1,190,000.00 | 887,550.00 | 750,000.00 | 2,827,550.00 | 0.00 | 0.00 | 0.00 | 2,827,550.00 | 0 % | |
| Gain in Foreign Exchange (FOREX) | 4050101000 | 0.00 | 0.00 | 0.00 | 0.00 | 15,221.80 | 15,221.80 | 0.00 | 0.00 | 0.00 | 15,221.80 | 0 % | |
| Miscellaneous Income | 4060999000 | 5,000,000.00 | 754,793.35 | 1,613,175.42 | 1,495,880.58 | 976,846.64 | 4,840,695.99 | 0.00 | 0.00 | 0.00 | (159,304.01) | -3 % | |
| GRAND TOTAL | | 1,530,000,000.00 | 746,540,773.04 | 567,822,150.66 | 624,187,068.41 | 428,029,776.46 | 2,366,579,768.57 | 0.00 | 0.00 | 0.00 | 836,579,768.57 | 55 % | |

Certified Correct:

 FRANK JEAN A. MAYORES
 Chief Accounting Division


Recommending Approval By:

 PAULO FRANCISCO C. TATAD
 Executive Director


Approved By:

 RICHARD E. BACHMANN
 Agency Head


QUARTERLY REPORT OF REVENUE AND OTHER RECEIPTS
As at the Quarter Ending September 30, 2024

Department : Other Executive Offices (OEOs)
 Agency/Entity : Philippine Sports Commission
 Operating Unit : < not applicable >
 Organization Code (UACS) : 26 032 0000000
 Fund Cluster : 05 - Internally Generated Funds

| Classification/Sources of Revenue and Other Receipts | UACS CODE | REVENUE TARGET (Annual) per BESF | Actual Revenue and Other Receipts Collections | | | | | Cumulative Remittance/Deposits to Date | | | Variance | | Remarks |
|--|------------|----------------------------------|---|----------------------------|---------------------------------|--------------------------------|------------------|--|---------------------|-----------|----------------|-----------|---------|
| | | | 1st Quarter Ending March 31 | 2nd Quarter Ending June 30 | 3rd Quarter Ending September 30 | 4th Quarter Ending December 31 | Total | Remittance to BTr | Deposited with AGDB | Total | Amount | % | |
| 1 | 2 | 3 | 4 | 5 | 6 | 7 | 8=(4+5+6+7) | 9 | 10 | 11=(9+10) | 12=(8-3) | 13=(12/3) | 14 |
| Internally Generated Funds | | 1,530,000,000.00 | 746,540,773.04 | 567,822,150.66 | 624,187,068.41 | 0.00 | 1,938,549,992.11 | 0.00 | 0.00 | 0.00 | 408,549,992.11 | 27 % | |
| Non-Revenue Collections/Other Receipts | | 1,530,000,000.00 | 746,540,773.04 | 567,822,150.66 | 624,187,068.41 | 0.00 | 1,938,549,992.11 | 0.00 | 0.00 | 0.00 | 408,549,992.11 | 27 % | |
| Cash Receipts | | 1,530,000,000.00 | 746,540,773.04 | 567,822,150.66 | 624,187,068.41 | 0.00 | 1,938,549,992.11 | 0.00 | 0.00 | 0.00 | 408,549,992.11 | 27 % | |
| Non-Tax | | 1,530,000,000.00 | 746,540,773.04 | 567,822,150.66 | 624,187,068.41 | 0.00 | 1,938,549,992.11 | 0.00 | 0.00 | 0.00 | 408,549,992.11 | 27 % | |
| Rent/Lease Income | 4020205000 | 25,000,000.00 | 8,311,316.20 | 9,452,627.26 | 8,460,289.97 | 0.00 | 26,224,233.43 | 0.00 | 0.00 | 0.00 | 1,224,233.43 | 5 % | |
| Share from PAGCOR/PCSO | 4040102000 | 1,500,000,000.00 | 737,474,663.49 | 555,566,347.98 | 613,343,347.86 | 0.00 | 1,906,384,359.33 | 0.00 | 0.00 | 0.00 | 406,384,359.33 | 27 % | |
| Income from Grants and Donations in Cash | 4040201000 | 0.00 | 0.00 | 1,190,000.00 | 887,550.00 | 0.00 | 2,077,550.00 | 0.00 | 0.00 | 0.00 | 2,077,550.00 | 0 % | |
| Miscellaneous Income | 4060999000 | 5,000,000.00 | 754,793.35 | 1,613,175.42 | 1,495,880.58 | 0.00 | 3,863,849.35 | 0.00 | 0.00 | 0.00 | (1,136,150.65) | -23 % | |
| GRAND TOTAL | | 1,530,000,000.00 | 746,540,773.04 | 567,822,150.66 | 624,187,068.41 | 0.00 | 1,938,549,992.11 | 0.00 | 0.00 | 0.00 | 408,549,992.11 | 27 % | |

Certified Correct:

 JEAN A. MAYORES
 Chief, Accounting Division
 Date: October 16, 2024

Recommending Approval By:

 PAUL O. FRANCISCO C. TATAD
 Executive Director
 Date: October 16, 2024


Approved By:

 RICHARD E. BACHMANN
 Agency Head
 Date: October 16, 2024

QUARTERLY REPORT OF REVENUE AND OTHER RECEIPTS
As at the Quarter Ending June 30, 2024

Department : Other Executive Offices (OEOs)
 Agency/Entity : Philippine Sports Commission
 Operating Unit : < not applicable >
 Organization Code (UACS) : 26 032 0000000
 Fund Cluster : 05 - Internally Generated Funds

| Classification/Sources of Revenue and Other Receipts | UACS CODE | REVENUE TARGET (Annual) per BESF | Actual Revenue and Other Receipts Collections | | | | | Cumulative Remittance/Deposits to Date | | | Variance | | Remarks |
|--|------------|----------------------------------|---|----------------------------|---------------------------------|--------------------------------|------------------|--|---------------------|-----------|------------------|-----------|---------|
| | | | 1st Quarter Ending March 31 | 2nd Quarter Ending June 30 | 3rd Quarter Ending September 30 | 4th Quarter Ending December 31 | Total | Remittance to BTr | Deposited with AGDB | Total | Amount | % | |
| 1 | 2 | 3 | 4 | 5 | 6 | 7 | 8=(4+5+6+7) | 9 | 10 | 11=(9+10) | 12=(8-3) | 13=(12/3) | 14 |
| Internally Generated Funds | | 1,530,000,000.00 | 746,540,773.04 | 567,822,150.66 | 0.00 | 0.00 | 1,314,362,923.70 | 0.00 | 0.00 | 0.00 | (215,637,076.30) | -14 % | |
| Non-Revenue Collections/Other Receipts | | 1,530,000,000.00 | 746,540,773.04 | 567,822,150.66 | 0.00 | 0.00 | 1,314,362,923.70 | 0.00 | 0.00 | 0.00 | (215,637,076.30) | -14 % | |
| Cash Receipts | | 1,530,000,000.00 | 746,540,773.04 | 567,822,150.66 | 0.00 | 0.00 | 1,314,362,923.70 | 0.00 | 0.00 | 0.00 | (215,637,076.30) | -14 % | |
| Non-Tax | | 1,530,000,000.00 | 746,540,773.04 | 567,822,150.66 | 0.00 | 0.00 | 1,314,362,923.70 | 0.00 | 0.00 | 0.00 | (215,637,076.30) | -14 % | |
| Rent/Lease Income | 4020205000 | 25,000,000.00 | 8,311,316.20 | 9,452,627.26 | 0.00 | 0.00 | 17,763,943.46 | 0.00 | 0.00 | 0.00 | (7,236,056.54) | -29 % | |
| Share from PAGCOR/PCSO | 4040102000 | 1,500,000,000.00 | 737,474,863.49 | 555,566,347.98 | 0.00 | 0.00 | 1,293,041,011.47 | 0.00 | 0.00 | 0.00 | (206,958,988.53) | -14 % | |
| Income from Grants and Donations in Cash | 4040201000 | 0.00 | 0.00 | 1,190,000.00 | 0.00 | 0.00 | 1,190,000.00 | 0.00 | 0.00 | 0.00 | 1,190,000.00 | 0 % | |
| Miscellaneous Income | 4060999000 | 5,000,000.00 | 754,793.35 | 1,613,175.42 | 0.00 | 0.00 | 2,367,968.77 | 0.00 | 0.00 | 0.00 | (2,632,031.23) | -53 % | |
| GRAND TOTAL | | 1,530,000,000.00 | 746,540,773.04 | 567,822,150.66 | 0.00 | 0.00 | 1,314,362,923.70 | 0.00 | 0.00 | 0.00 | (215,637,076.30) | -14 % | |

Certified Correct:


JOHN PAUL M. BOLITRES
 OIC-Chief Accounting Division

Date: July 31, 2024

Recommending Approval By:


PAULO FRANCISCO C. TATAD
 Executive Director

Date: July 31, 2024

Approved By:


RICHARD E. BACHMANN
 Agency Head

Date: July 31, 2024

QUARTERLY REPORT OF REVENUE AND OTHER RECEIPTS
As at the Quarter Ending March 31, 2024

Department : Other Executive Offices (OEOs)
 Agency/Entity : Philippine Sports Commission
 Operating Unit : < not applicable >
 Organization Code (UACS) : 26 032 0000000
 Fund Cluster : 05 - Internally Generated Funds

| Classification/Sources of Revenue and Other Receipts | UACS CODE | REVENUE TARGET (Annual) per BESF | Actual Revenue and Other Receipts Collections | | | | Total | Cumulative Remittance/Deposits to Date | | | Variance | | Remarks |
|--|------------|----------------------------------|---|----------------------------|---------------------------------|--------------------------------|----------------|--|---------------------|-----------|------------------|-----------|---------|
| | | | 1st Quarter Ending March 31 | 2nd Quarter Ending June 30 | 3rd Quarter Ending September 30 | 4th Quarter Ending December 31 | | Remittance to BTr | Deposited with AGDB | Total | Amount | % | |
| 1 | 2 | 3 | 4 | 5 | 6 | 7 | 8=(4+5+6+7) | 9 | 10 | 11=(9+10) | 12=(8-3) | 13=(12/3) | 14 |
| Internally Generated Funds | | 1,530,000,000.00 | 746,540,773.04 | 0.00 | 0.00 | 0.00 | 746,540,773.04 | 0.00 | 0.00 | 0.00 | (783,459,226.96) | -51 % | |
| Non-Revenue Collections/Other Receipts | | 1,530,000,000.00 | 746,540,773.04 | 0.00 | 0.00 | 0.00 | 746,540,773.04 | 0.00 | 0.00 | 0.00 | (783,459,226.96) | -51 % | |
| Cash Receipts | | 1,530,000,000.00 | 746,540,773.04 | 0.00 | 0.00 | 0.00 | 746,540,773.04 | 0.00 | 0.00 | 0.00 | (783,459,226.96) | -51 % | |
| Non-Tax | | 1,530,000,000.00 | 746,540,773.04 | 0.00 | 0.00 | 0.00 | 746,540,773.04 | 0.00 | 0.00 | 0.00 | (783,459,226.96) | -51 % | |
| Rent/Lease Income | 4020205000 | 25,000,000.00 | 8,311,316.20 | 0.00 | 0.00 | 0.00 | 8,311,316.20 | 0.00 | 0.00 | 0.00 | (16,688,683.80) | -67 % | |
| Share from PAGCOR/PCSO | 4040102000 | 1,500,000,000.00 | 737,474,663.49 | 0.00 | 0.00 | 0.00 | 737,474,663.49 | 0.00 | 0.00 | 0.00 | (762,525,336.51) | -51 % | |
| Miscellaneous Income | 4060999000 | 5,000,000.00 | 754,793.35 | 0.00 | 0.00 | 0.00 | 754,793.35 | 0.00 | 0.00 | 0.00 | (4,245,206.65) | -85 % | |
| GRAND TOTAL | | 1,530,000,000.00 | 746,540,773.04 | 0.00 | 0.00 | 0.00 | 746,540,773.04 | 0.00 | 0.00 | 0.00 | (783,459,226.96) | -51 % | |

Certified Correct:

 JOHN PAUL M. SOLITRES
 OIC-Chief Accounting Division
 Date: April 30, 2024

Recommending Approval By:

 PAULO FRANCISCO C. TATAD
 Executive Director
 Date: April 30, 2024

Approved By:

 RICHARD E. BACHMANN
 Agency Head
 Date: April 30, 2024