

STATEMENT OF APPROPRIATIONS, ALLOTMENTS, OBLIGATIONS, DISBURSEMENTS AND BALANCES

As at the Quarter Ending December 31, 2024

Department : Other Executive Offices (OEOs)
 Agency/Entity : Philippine Sports Commission
 Operating Unit : < not applicable >
 Organization Code (UACS) : 26 032 0000000
 Fund Cluster : 01 - Regular Agency Fund

X	Current Year Appropriations
	Supplemental Appropriations
	Continuing Appropriations

(e.g. UACS Fund Cluster: 01-Regular Agency Fund, 02-Foreign Assisted Projects Fund, 03-Special Account-Locally Funded/Domestic Grants Fund, and 04-Special Account-Foreign Assisted/Foreign Grants Fund)

Particulars	UACS CODE	Appropriations				Allotments					Current Year Obligations					Current Year Disbursements					Balances			
		Authorized Appropriations	Adjustments (Transfer To/From, Modifications/ Augmentations)	Adjusted Appropriations	Allotments Received	Adjustments (Reductions, Modifications/ Augmentations)	Transfer To	Transfer From	Adjusted Allotments	1st Quarter Ending March 31	2nd Quarter Ending June 30	3rd Quarter Ending September 30	4th Quarter Ending December 31	Total	1st Quarter Ending March 31	2nd Quarter Ending June 30	3rd Quarter Ending September 30	4th Quarter Ending December 31	Total	Unreleased Appropriations	Unobligated Allotments	Unpaid Obligations (15-20)=(23+24)		
																						Due and Demandable	Not Yet Due and Demandable	
1	2	3	4	5=(3+4)	6	7	8	9	10=[(8+)-(7)-8+9]	11	12	13	14	15=[11+12+13+14]	16	17	18	19	20=[16+17+18+19]	21	22	23	24	
I. Agency Specific Budget		1,156,452,000.00	0.00	1,156,452,000.00	1,156,452,000.00	0.00	0.00	0.00	1,156,452,000.00	156,484,127.82	156,842,284.74	178,584,847.78	194,060,668.88	885,771,729.20	36,977,291.96	264,903,710.85	160,280,483.64	140,458,617.55	802,620,104.00	0.00	470,880,270.80	83,151,625.20	0.00	
General Administration and Support	1000000000000000	102,968,000.00	0.00	102,968,000.00	102,968,000.00	0.00	0.00	0.00	102,968,000.00	22,086,103.70	32,970,079.86	17,366,019.75	10,478,578.94	82,900,782.25	11,669,172.01	42,765,129.02	17,358,117.69	10,486,869.33	82,279,288.05	0.00	20,067,217.75	621,494.20	0.00	
General Management and Supervision	100000100001000	102,711,000.00	0.00	102,711,000.00	102,711,000.00	0.00	0.00	0.00	102,711,000.00	22,086,103.70	32,970,079.86	17,366,019.75	10,221,578.94	82,643,782.25	11,669,172.01	42,765,129.02	17,358,117.69	10,229,869.33	82,022,288.05	0.00	20,067,217.75	621,494.20	0.00	
PS		38,442,000.00	0.00	38,442,000.00	38,442,000.00	0.00	0.00	0.00	38,442,000.00	8,750,108.53	11,928,893.30	9,248,013.71	8,514,984.48	38,442,000.00	8,678,765.33	11,991,827.53	9,243,077.73	8,530,329.41	38,442,000.00	0.00	0.00	0.00	0.00	
MOOE		44,269,000.00	0.00	44,269,000.00	44,269,000.00	0.00	0.00	0.00	44,269,000.00	13,335,995.17	21,041,186.56	8,118,006.04	1,706,594.48	44,201,782.25	2,992,406.68	30,773,301.49	8,115,039.96	1,699,539.92	43,580,288.05	0.00	67,217.75	621,494.20	0.00	
CO		20,000,000.00	0.00	20,000,000.00	20,000,000.00	0.00	0.00	0.00	20,000,000.00	0.00	0.00	0.00	0.00	0.00	0.00	0.00	0.00	0.00	0.00	0.00	20,000,000.00	0.00	0.00	
Administration of Personnel Benefits	100000100002000	257,000.00	0.00	257,000.00	257,000.00	0.00	0.00	0.00	257,000.00	0.00	0.00	0.00	257,000.00	257,000.00	0.00	0.00	0.00	257,000.00	257,000.00	0.00	0.00	0.00	0.00	
PS		257,000.00	0.00	257,000.00	257,000.00	0.00	0.00	0.00	257,000.00	0.00	0.00	0.00	257,000.00	257,000.00	0.00	0.00	0.00	257,000.00	257,000.00	0.00	0.00	0.00	0.00	
Sub-Total, General Administration and Support		102,968,000.00	0.00	102,968,000.00	102,968,000.00	0.00	0.00	0.00	102,968,000.00	22,086,103.70	32,970,079.86	17,366,019.75	10,478,578.94	82,900,782.25	11,669,172.01	42,765,129.02	17,358,117.69	10,486,869.33	82,279,288.05	0.00	20,067,217.75	621,494.20	0.00	
PS		38,699,000.00	0.00	38,699,000.00	38,699,000.00	0.00	0.00	0.00	38,699,000.00	8,750,108.53	11,928,893.30	9,248,013.71	8,771,984.48	38,699,000.00	8,678,765.33	11,991,827.53	9,243,077.73	8,787,329.41	38,699,000.00	0.00	0.00	0.00	0.00	
MOOE		44,269,000.00	0.00	44,269,000.00	44,269,000.00	0.00	0.00	0.00	44,269,000.00	13,335,995.17	21,041,186.56	8,118,006.04	1,706,594.48	44,201,782.25	2,992,406.68	30,773,301.49	8,115,039.96	1,699,539.92	43,580,288.05	0.00	67,217.75	621,494.20	0.00	
FinEx (if Applicable)		0.00	0.00	0.00	0.00	0.00	0.00	0.00	0.00	0.00	0.00	0.00	0.00	0.00	0.00	0.00	0.00	0.00	0.00	0.00	0.00	0.00	0.00	
CO		20,000,000.00	0.00	20,000,000.00	20,000,000.00	0.00	0.00	0.00	20,000,000.00	0.00	0.00	0.00	0.00	0.00	0.00	0.00	0.00	0.00	0.00	0.00	20,000,000.00	0.00	0.00	
Operations	3000000000000000	1,053,484,000.00	0.00	1,053,484,000.00	1,053,484,000.00	0.00	0.00	0.00	1,053,484,000.00	136,398,024.12	123,672,204.88	159,218,628.01	183,582,089.94	602,870,946.95	25,308,119.95	222,138,581.83	142,922,365.95	129,971,748.22	520,340,815.95	0.00	450,613,053.05	82,530,131.00	0.00	
OO - Source of athletic talents widened		1,053,484,000.00	0.00	1,053,484,000.00	1,053,484,000.00	0.00	0.00	0.00	1,053,484,000.00	136,398,024.12	123,672,204.88	159,218,628.01	183,582,089.94	602,870,946.95	25,308,119.95	222,138,581.83	142,922,365.95	129,971,748.22	520,340,815.95	0.00	450,613,053.05	82,530,131.00	0.00	
AMATEUR SPORTS DEVELOPMENT PROGRAM		1,053,484,000.00	0.00	1,053,484,000.00	1,053,484,000.00	0.00	0.00	0.00	1,053,484,000.00	136,398,024.12	123,672,204.88	159,218,628.01	183,582,089.94	602,870,946.95	25,308,119.95	222,138,581.83	142,922,365.95	129,971,748.22	520,340,815.95	0.00	450,613,053.05	82,530,131.00	0.00	
Policy and Program Formulation and Amateur Sport Development and Promotion	310100100001000	112,360,000.00	0.00	112,360,000.00	112,360,000.00	0.00	0.00	0.00	112,360,000.00	12,637,828.05	37,359,771.87	11,727,148.47	11,551,072.73	73,275,821.12	8,163,445.16	41,197,626.34	12,008,274.17	11,730,455.68	73,099,801.35	0.00	39,084,178.88	176,019.77	0.00	
PS		30,525,000.00	0.00	30,525,000.00	30,525,000.00	0.00	0.00	0.00	30,525,000.00	6,814,504.52	9,549,793.58	7,260,859.34	6,900,042.56	30,525,000.00	6,748,088.66	9,807,809.44	7,271,059.34	6,900,042.56	30,525,000.00	0.00	0.00	0.00	0.00	
MO		81,835,000.00	0.00	81,835,000.00	81,835,000.00	0.00	0.00	0.00	81,835,000.00	5,823,323.53	27,809,978.29	4,466,489.13	4,651,030.17	42,750,821.12	1,417,356.50	31,589,816.90	4,737,214.83	4,830,413.12	42,574,801.35	0.00	39,084,178.88	176,019.77	0.00	
Nation. Sport for All-Grassroot Centerpiece Program	310100100002000	188,982,000.00	0.00	188,982,000.00	188,982,000.00	0.00	0.00	0.00	188,982,000.00	7,274,569.25	20,355,820.00	9,847,769.25	97,008,459.57	134,286,618.07	0.00	22,948,839.25	13,863,344.25	76,013,717.62	112,625,701.12	0.00	54,895,381.93	21,860,916.95	0.00	
MOOE		188,982,000.00	0.00	188,982,000.00	188,982,000.00	0.00	0.00	0.00	188,982,000.00	7,274,569.25	20,355,820.00	9,847,769.25	97,008,459.57	134,286,618.07	0.00	22,948,839.25	13,863,344.25	76,013,717.62	112,625,701.12	0.00	54,895,381.93	21,860,916.95	0.00	
Project(s)		752,142,000.00	0.00	752,142,000.00	752,142,000.00	0.00	0.00	0.00	752,142,000.00	116,485,626.82	65,956,813.01	137,843,710.29	75,022,557.64	395,308,507.76	17,144,674.79	157,992,316.24	117,250,747.53	42,227,574.92	334,615,313.48	0.00	356,833,492.24	60,693,194.28	0.00	
Locally-Funded Project(s)		752,142,000.00	0.00	752,142,000.00	752,142,000.00	0.00	0.00	0.00	752,142,000.00	116,485,626.82	65,956,813.01	137,843,710.29	75,022,557.64	395,308,507.76	17,144,674.79	157,992,316.24	117,250,747.53	42,227,574.92	334,615,313.48	0.00	356,833,492.24	60,693,194.28	0.00	
Preparation, Training and Participation in the 2024 Olympic Games	310100200064000	52,000,000.00	0.00	52,000,000.00	52,000,000.00	0.00	0.00	0.00	52,000,000.00	30,171,752.10	20,929,034.75	893,530.24	0.00	51,994,317.09	13,270,212.40	33,848,342.65	3,338,652.88	5.00	50,457,212.93	0.00	5,882.91	1,537,104.16	0.00	
MOOE		52,000,000.00	0.00	52,000,000.00	52,000,000.00	0.00	0.00	0.00	52,000,000.00	30,171,752.10	20,929,034.75	893,530.24	0.00	51,994,317.09	13,270,212.40	33,848,342.65	3,338,652.88	5.00	50,457,212.93	0.00	5,882.91	1,537,104.16	0.00	
Philippine National Para Games	310100200065000	10,000,000.00	0.00	10,000,000.00	10,000,000.00	0.00	0.00	0.00	10,000,000.00	0.00	0.00	0.00	9,283,814.69	9,283,814.69	0.00	0.00	0.00	7,922,990.69	7,922,990.69	0.00	716,185.31	1,360,824.00	0.00	
MOOE		10,000,000.00	0.00	10,000,000.00	10,000,000.00	0.00	0.00	0.00	10,000,000.00	0.00	0.00	0.00	9,283,814.69	9,283,814.69	0.00	0.00	0.00	7,922,990.69	7,922,990.69	0.00	716,185.31	1,360,824.00	0.00	

Department : Other Executive Offices (OEOs)
 Agency/Entity : Philippine Sports Commission
 Operating Unit : < not applicable >
 Organization Code (UACS) : 26 032 0000000
 Fund Cluster : 01 - Regular Agency Fund
 (e.g. UACS Fund Cluster: 01-Regular Agency Fund, 02-Foreign Assisted Projects Fund, 03-Special Account-Locally Funded/Domestic Grants Fund, and 04-Special Account-Foreign Assisted/Foreign Grants Fund)

X	Current Year Appropriations
	Supplemental Appropriations
	Continuing Appropriations

Particulars	UACS CODE	Appropriations			Allotments			Current Year Obligations					Current Year Disbursements					Balances					
		Authorized Appropriations	Adjustments (Transfer To/From, Modifications/Augmentations)	Adjusted Appropriations	Allotments Received	Adjustments (Reductions, Modifications/Augmentations)	Transfer To	Transfer From	Adjusted Allotments	1st Quarter Ending March 31	2nd Quarter Ending June 30	3rd Quarter Ending September 30	4th Quarter Ending December 31	Total	1st Quarter Ending March 31	2nd Quarter Ending June 30	3rd Quarter Ending September 30	4th Quarter Ending December 31	Total	Unreleased Appropriations	Unobligated Allotments	Unpaid Obligations (15-20)=(23+24)	
																						Due and Demandable	Not Yet Due and Demandable
1	2	3	4	5=(3+4)	6	7	8	9	10=[(6+(-7))-8+9]	11	12	13	14	15=[(11+12+13+14)]	16	17	18	19	20=[(16+17+18+19)]	21	22	23	24
Indigenous Peoples Games	310100200066000	10,000,000.00	0.00	10,000,000.00	10,000,000.00	0.00	0.00	0.00	10,000,000.00	1,208,350.00	2,140,110.00	2,485,207.04	2,129,178.91	7,962,845.95	65,000.00	3,283,460.00	1,955,325.00	1,846,677.25	6,950,462.25	0.00	2,037,154.05	1,012,383.70	0.00
MOOE		10,000,000.00	0.00	10,000,000.00	10,000,000.00	0.00	0.00	0.00	10,000,000.00	1,208,350.00	2,140,110.00	2,485,207.04	2,129,178.91	7,962,845.95	65,000.00	3,283,460.00	1,955,325.00	1,846,677.25	6,950,462.25	0.00	2,037,154.05	1,012,383.70	0.00
Ref of Rizal Memorial Sports Complex	310100200067000	200,000,000.00	0.00	200,000,000.00	200,000,000.00	0.00	0.00	0.00	200,000,000.00	0.00	0.00	0.00	0.00	0.00	0.00	0.00	0.00	0.00	0.00	0.00	200,000,000.00	0.00	0.00
CO		200,000,000.00	0.00	200,000,000.00	200,000,000.00	0.00	0.00	0.00	200,000,000.00	0.00	0.00	0.00	0.00	0.00	0.00	0.00	0.00	0.00	0.00	0.00	200,000,000.00	0.00	0.00
Rehabilitation and Upgrading of Philsports Complex	310100200068000	75,000,000.00	0.00	75,000,000.00	75,000,000.00	0.00	0.00	0.00	75,000,000.00	0.00	0.00	0.00	0.00	0.00	0.00	0.00	0.00	0.00	0.00	0.00	75,000,000.00	0.00	0.00
CO		75,000,000.00	0.00	75,000,000.00	75,000,000.00	0.00	0.00	0.00	75,000,000.00	0.00	0.00	0.00	0.00	0.00	0.00	0.00	0.00	0.00	0.00	0.00	75,000,000.00	0.00	0.00
Preparation, Training and Participation in the Winter Youth Olympics	310100200069000	15,000,000.00	0.00	15,000,000.00	15,000,000.00	0.00	0.00	0.00	15,000,000.00	2,973,397.11	0.00	0.00	0.00	2,973,397.11	2,438,372.78	535,024.33	0.00	0.00	2,973,397.11	0.00	12,026,602.89	0.00	0.00
MOOE		15,000,000.00	0.00	15,000,000.00	15,000,000.00	0.00	0.00	0.00	15,000,000.00	2,973,397.11	0.00	0.00	0.00	2,973,397.11	2,438,372.78	535,024.33	0.00	0.00	2,973,397.11	0.00	12,026,602.89	0.00	0.00
Preparation, Training and Participation in the Paralympic Paris 2024	310100200070000	15,000,000.00	0.00	15,000,000.00	15,000,000.00	0.00	0.00	0.00	15,000,000.00	0.00	1,869,132.13	13,102,146.40	0.00	14,971,278.53	0.00	1,869,132.13	13,102,146.40	0.00	14,971,278.53	0.00	28,721.47	0.00	0.00
MOOE		15,000,000.00	0.00	15,000,000.00	15,000,000.00	0.00	0.00	0.00	15,000,000.00	0.00	1,869,132.13	13,102,146.40	0.00	14,971,278.53	0.00	1,869,132.13	13,102,146.40	0.00	14,971,278.53	0.00	28,721.47	0.00	0.00
Financial Assistance to Athletes including Community Sports Development, and Sports Activities	310100200071000	174,235,000.00	0.00	174,235,000.00	174,235,000.00	0.00	0.00	0.00	174,235,000.00	300,000.00	18,470,000.00	90,120,461.02	21,732,015.09	130,622,476.11	0.00	15,580,000.00	70,703,461.02	8,866,000.00	94,949,461.02	0.00	43,812,523.89	35,673,015.09	0.00
MOOE		174,235,000.00	0.00	174,235,000.00	174,235,000.00	0.00	0.00	0.00	174,235,000.00	300,000.00	18,470,000.00	90,120,461.02	21,732,015.09	130,622,476.11	0.00	15,580,000.00	70,703,461.02	8,866,000.00	94,949,461.02	0.00	43,812,523.89	35,673,015.09	0.00
Philippine National Anti-Doping Organization	310100200072000	10,000,000.00	0.00	10,000,000.00	10,000,000.00	0.00	0.00	0.00	10,000,000.00	1,457,512.49	3,558,186.13	3,176,278.25	(30,000.00)	8,161,976.87	996,474.49	3,886,207.13	2,294,068.89	985,226.36	8,161,976.87	0.00	1,838,023.13	0.00	0.00
MOOE		10,000,000.00	0.00	10,000,000.00	10,000,000.00	0.00	0.00	0.00	10,000,000.00	1,457,512.49	3,558,186.13	3,176,278.25	(30,000.00)	8,161,976.87	996,474.49	3,886,207.13	2,294,068.89	985,226.36	8,161,976.87	0.00	1,838,023.13	0.00	0.00
Brunei Darussalam-Indonesia-Malaysia-Philippines East ASEAN Growth Area (BIMP-EAGA) Games	310100200073000	30,000,000.00	0.00	30,000,000.00	30,000,000.00	0.00	0.00	0.00	30,000,000.00	374,615.12	1,048,250.00	2,331,546.90	25,025,018.98	28,779,431.00	374,615.12	1,048,250.00	1,160,064.90	19,879,123.65	22,482,053.67	0.00	1,220,569.00	6,317,377.33	0.00
MOOE		30,000,000.00	0.00	30,000,000.00	30,000,000.00	0.00	0.00	0.00	30,000,000.00	374,615.12	1,048,250.00	2,331,546.90	25,025,018.98	28,779,431.00	374,615.12	1,048,250.00	1,160,064.90	19,879,123.65	22,482,053.67	0.00	1,220,569.00	6,317,377.33	0.00
Support to Volleyball Nations League 2024	310100200074000	80,000,000.00	0.00	80,000,000.00	80,000,000.00	0.00	0.00	0.00	80,000,000.00	80,000,000.00	0.00	0.00	0.00	80,000,000.00	0.00	80,000,000.00	0.00	0.00	80,000,000.00	0.00	0.00	0.00	0.00
MOOE		80,000,000.00	0.00	80,000,000.00	80,000,000.00	0.00	0.00	0.00	80,000,000.00	80,000,000.00	0.00	0.00	0.00	80,000,000.00	0.00	80,000,000.00	0.00	0.00	80,000,000.00	0.00	0.00	0.00	0.00
Support to Volleyball World Beach Pro Tour Challenge	310100200075000	10,000,000.00	0.00	10,000,000.00	10,000,000.00	0.00	0.00	0.00	10,000,000.00	0.00	0.00	0.00	10,000,000.00	10,000,000.00	0.00	0.00	0.00	0.00	0.00	0.00	0.00	10,000,000.00	0.00
MOOE		10,000,000.00	0.00	10,000,000.00	10,000,000.00	0.00	0.00	0.00	10,000,000.00	0.00	0.00	0.00	10,000,000.00	10,000,000.00	0.00	0.00	0.00	0.00	0.00	0.00	0.00	10,000,000.00	0.00
ROTC Games	310100200076000	65,907,000.00	0.00	65,907,000.00	65,907,000.00	0.00	0.00	0.00	65,907,000.00	0.00	17,941,900.00	20,835,790.44	6,882,529.97	45,660,220.41	0.00	17,941,900.00	19,798,278.44	3,127,551.97	40,867,730.41	0.00	20,248,779.59	4,792,490.00	0.00
MOOE		65,907,000.00	0.00	65,907,000.00	65,907,000.00	0.00	0.00	0.00	65,907,000.00	0.00	17,941,900.00	20,835,790.44	6,882,529.97	45,660,220.41	0.00	17,941,900.00	19,798,278.44	3,127,551.97	40,867,730.41	0.00	20,248,779.59	4,792,490.00	0.00
Support to Samahang Kickboxing ng Pilipinas	310100200077000	5,000,000.00	0.00	5,000,000.00	5,000,000.00	0.00	0.00	0.00	5,000,000.00	0.00	0.00	4,898,750.00	0.00	4,898,750.00	0.00	0.00	4,898,750.00	0.00	4,898,750.00	0.00	101,250.00	0.00	0.00
MOOE		5,000,000.00	0.00	5,000,000.00	5,000,000.00	0.00	0.00	0.00	5,000,000.00	0.00	0.00	4,898,750.00	0.00	4,898,750.00	0.00	0.00	4,898,750.00	0.00	4,898,750.00	0.00	101,250.00	0.00	0.00
Sub-Total, Operations		1,053,484,000.00	0.00	1,053,484,000.00	1,053,484,000.00	0.00	0.00	0.00	1,053,484,000.00	136,398,024.12	123,672,204.88	159,218,628.01	183,582,089.94	602,870,946.95	25,308,119.95	222,138,581.83	142,922,365.95	129,971,748.22	520,340,815.95	0.00	450,613,053.05	82,530,131.00	0.00
PS		30,525,000.00	0.00	30,525,000.00	30,525,000.00	0.00	0.00	0.00	30,525,000.00	6,814,504.52	9,549,793.58	7,260,659.34	6,900,042.56	30,525,000.00	6,746,088.66	9,807,809.44	7,271,059.34	6,900,042.56	30,525,000.00	0.00	0.00	0.00	0.00
MOOE		747,959,000.00	0.00	747,959,000.00	747,959,000.00	0.00	0.00	0.00	747,959,000.00	129,583,519.60	114,122,411.30	151,957,968.67	176,682,047.38	572,345,946.95	18,562,031.29	212,530,772.39	135,651,306.61	123,071,705.66	488,815,815.95	0.00	175,613,053.05	82,530,131.00	0.00
FinEx (If Applicable)		0.00	0.00	0.00	0.00	0.00	0.00	0.00	0.00	0.00	0.00	0.00	0.00	0.00	0.00	0.00	0.00	0.00	0.00	0.00	0.00	0.00	0.00
CO		275,000,000.00	0.00	275,000,000.00	275,000,000.00	0.00	0.00	0.00	275,000,000.00	0.00	0.00	0.00	0.00	0.00	0.00	0.00	0.00	0.00	0.00	0.00	275,000,000.00	0.00	0.00

Department : Other Executive Offices (OEOs)
Agency/Entity : Philippine Sports Commission
Operating Unit : < not applicable >
Organization Code (UACS) : 26 032 0000000
Fund Cluster : 01 - Regular Agency Fund
(e.g. UACS Fund Cluster: 01-Regular Agency Fund, 02-Foreign Assisted Projects Fund, 03-Special Account-Locally Funded/Domestic Grants Fund, and 04-Special Account-Foreign Assisted/Foreign Grants Fund)

X	Current Year Appropriations
	Supplemental Appropriations
	Continuing Appropriations

Particulars	UACS CODE	Appropriations			Allotments			Current Year Obligations					Current Year Disbursements					Balances					
		Authorized Appropriations	Adjustments (Transfer To/From, Modifications/Augmentations)	Adjusted Appropriations	Allotments Received	Adjustments (Reductions, Modifications/Augmentations)	Transfer To	Transfer From	Adjusted Allotments	1st Quarter Ending March 31	2nd Quarter Ending June 30	3rd Quarter Ending September 30	4th Quarter Ending December 31	Total	1st Quarter Ending March 31	2nd Quarter Ending June 30	3rd Quarter Ending September 30	4th Quarter Ending December 31	Total	Unreleased Appropriations	Unobligated Allotments	Unpaid Obligations (15-20)=(23+24)	
		3	4	5=(3+4)	6	7	8	9	10=[(8+(-)7)+8+9]	11	12	13	14	15=[(11+12+13+14)]	16	17	18	19	20=[(16+17+18+19)]	21	22	23	24
Sub-Total, I. Agency Specific Budget		1,156,452,000.00	0.00	1,156,452,000.00	1,156,452,000.00	0.00	0.00	0.00	1,156,452,000.00	158,484,127.82	156,842,284.74	176,584,847.76	194,060,888.88	685,771,729.20	36,977,291.96	264,903,710.86	160,280,483.64	140,458,817.55	602,820,104.00	0.00	470,880,270.80	83,151,825.20	0.00
PS		69,224,000.00	0.00	69,224,000.00	69,224,000.00	0.00	0.00	0.00	69,224,000.00	15,564,613.05	21,478,688.88	16,508,673.05	15,872,027.02	69,224,000.00	15,422,853.99	21,599,636.97	16,514,137.07	15,867,371.97	69,224,000.00	0.00	0.00	0.00	0.00
MOE		792,228,000.00	0.00	792,228,000.00	792,228,000.00	0.00	0.00	0.00	792,228,000.00	142,919,514.77	135,163,597.86	160,075,974.71	178,388,841.86	618,547,729.20	21,554,437.97	243,304,073.88	143,766,346.57	124,771,245.58	533,396,104.00	0.00	175,680,270.80	83,151,825.20	0.00
FinE (available)		0.00	0.00	0.00	0.00	0.00	0.00	0.00	0.00	0.00	0.00	0.00	0.00	0.00	0.00	0.00	0.00	0.00	0.00	0.00	0.00	0.00	0.00
CO		295,000,000.00	0.00	295,000,000.00	295,000,000.00	0.00	0.00	0.00	295,000,000.00	0.00	0.00	0.00	0.00	0.00	0.00	0.00	0.00	0.00	0.00	0.00	295,000,000.00	0.00	0.00
II. Automatic Appropriations		6,308,000.00	293,000.00	6,601,000.00	6,601,000.00	0.00	0.00	0.00	6,601,000.00	1,519,077.57	1,552,523.76	1,572,242.97	1,819,205.29	6,463,049.59	1,004,903.68	2,066,897.65	1,570,869.53	1,817,592.16	6,459,863.02	0.00	137,950.41	3,186.57	0.00
Specific Budgets of National Government Agencies		6,308,000.00	293,000.00	6,601,000.00	6,601,000.00	0.00	0.00	0.00	6,601,000.00	1,519,077.57	1,552,523.76	1,572,242.97	1,819,205.29	6,463,049.59	1,004,903.68	2,066,897.65	1,570,869.53	1,817,592.16	6,459,863.02	0.00	137,950.41	3,186.57	0.00
Retirement and Life Insurance Premiums		6,308,000.00	293,000.00	6,601,000.00	6,601,000.00	0.00	0.00	0.00	6,601,000.00	1,519,077.57	1,552,523.76	1,572,242.97	1,819,205.29	6,463,049.59	1,004,903.68	2,066,897.65	1,570,869.53	1,817,592.16	6,459,863.02	0.00	137,950.41	3,186.57	0.00
PS		6,308,000.00	293,000.00	6,601,000.00	6,601,000.00	0.00	0.00	0.00	6,601,000.00	1,519,077.57	1,552,523.76	1,572,242.97	1,819,205.29	6,463,049.59	1,004,903.68	2,066,897.65	1,570,869.53	1,817,592.16	6,459,863.02	0.00	137,950.41	3,186.57	0.00
Sub-total II. Automatic Appropriations		6,308,000.00	293,000.00	6,601,000.00	6,601,000.00	0.00	0.00	0.00	6,601,000.00	1,519,077.57	1,552,523.76	1,572,242.97	1,819,205.29	6,463,049.59	1,004,903.68	2,066,897.65	1,570,869.53	1,817,592.16	6,459,863.02	0.00	137,950.41	3,186.57	0.00
PS		6,308,000.00	293,000.00	6,601,000.00	6,601,000.00	0.00	0.00	0.00	6,601,000.00	1,519,077.57	1,552,523.76	1,572,242.97	1,819,205.29	6,463,049.59	1,004,903.68	2,066,897.65	1,570,869.53	1,817,592.16	6,459,863.02	0.00	137,950.41	3,186.57	0.00
MOOE		0.00	0.00	0.00	0.00	0.00	0.00	0.00	0.00	0.00	0.00	0.00	0.00	0.00	0.00	0.00	0.00	0.00	0.00	0.00	0.00	0.00	0.00
FinEx		0.00	0.00	0.00	0.00	0.00	0.00	0.00	0.00	0.00	0.00	0.00	0.00	0.00	0.00	0.00	0.00	0.00	0.00	0.00	0.00	0.00	0.00
CO		0.00	0.00	0.00	0.00	0.00	0.00	0.00	0.00	0.00	0.00	0.00	0.00	0.00	0.00	0.00	0.00	0.00	0.00	0.00	0.00	0.00	0.00
III. Special Purpose Fund		0.00	45,935,044.00	45,935,044.00	0.00	45,935,044.00	0.00	0.00	45,935,044.00	0.00	206,193.54	3,914,489.94	20,544,108.98	24,664,792.46	0.00	206,193.54	3,914,489.94	16,085,516.44	20,206,199.92	0.00	21,270,251.54	4,458,592.54	0.00
Contingent Fund		0.00	30,000,000.00	30,000,000.00	0.00	30,000,000.00	0.00	0.00	30,000,000.00	0.00	0.00	1,492,600.00	7,247,794.32	8,740,394.32	0.00	0.00	1,492,600.00	2,889,356.32	4,381,956.32	0.00	21,259,805.68	4,358,438.00	0.00
MOOE		0.00	30,000,000.00	30,000,000.00	0.00	30,000,000.00	0.00	0.00	30,000,000.00	0.00	0.00	1,492,600.00	7,247,794.32	8,740,394.32	0.00	0.00	1,492,600.00	2,889,356.32	4,381,956.32	0.00	21,259,805.68	4,358,438.00	0.00
Miscellaneous Personnel Benefits Fund		0.00	5,618,890.00	5,618,890.00	0.00	5,618,890.00	0.00	0.00	5,618,890.00	0.00	0.00	2,421,889.94	3,197,000.00	5,618,889.94	0.00	0.00	2,421,889.94	3,197,000.00	5,618,889.94	0.00	0.06	0.00	0.00
PS		0.00	5,618,890.00	5,618,890.00	0.00	5,618,890.00	0.00	0.00	5,618,890.00	0.00	0.00	2,421,889.94	3,197,000.00	5,618,889.94	0.00	0.00	2,421,889.94	3,197,000.00	5,618,889.94	0.00	0.06	0.00	0.00
Pension and Gratuity Fund		0.00	206,194.00	206,194.00	0.00	206,194.00	0.00	0.00	206,194.00	0.00	206,193.54	0.00	0.00	206,193.54	0.00	206,193.54	0.00	0.00	206,193.54	0.00	0.46	0.00	0.00
PS		0.00	206,194.00	206,194.00	0.00	206,194.00	0.00	0.00	206,194.00	0.00	206,193.54	0.00	0.00	206,193.54	0.00	206,193.54	0.00	0.00	206,193.54	0.00	0.46	0.00	0.00
For payment of Personnel Benefits		0.00	10,109,960.00	10,109,960.00	0.00	10,109,960.00	0.00	0.00	10,109,960.00	0.00	0.00	10,099,314.66	10,099,314.66	10,099,314.66	0.00	0.00	0.00	9,999,160.12	9,999,160.12	0.00	10,645.34	100,154.54	0.00
PS		0.00	10,109,960.00	10,109,960.00	0.00	10,109,960.00	0.00	0.00	10,109,960.00	0.00	0.00	10,099,314.66	10,099,314.66	10,099,314.66	0.00	0.00	0.00	9,999,160.12	9,999,160.12	0.00	10,645.34	100,154.54	0.00
Special Purpose Fund		0.00	45,935,044.00	45,935,044.00	0.00	45,935,044.00	0.00	0.00	45,935,044.00	0.00	206,193.54	3,914,489.94	20,544,108.98	24,664,792.46	0.00	206,193.54	3,914,489.94	16,085,516.44	20,206,199.92	0.00	21,270,251.54	4,458,592.54	0.00
PS		0.00	15,935,044.00	15,935,044.00	0.00	15,935,044.00	0.00	0.00	15,935,044.00	0.00	206,193.54	2,421,889.94	13,296,314.66	15,924,398.14	0.00	206,193.54	2,421,889.94	13,196,160.12	15,824,243.60	0.00	10,645.86	100,154.54	0.00
MOOE		0.00	30,000,000.00	30,000,000.00	0.00	30,000,000.00	0.00	0.00	30,000,000.00	0.00	0.00	1,492,600.00	7,247,794.32	8,740,394.32	0.00	0.00	1,492,600.00	2,889,356.32	4,381,956.32	0.00	21,259,805.68	4,358,438.00	0.00
FinEx		0.00	0.00	0.00	0.00	0.00	0.00	0.00	0.00	0.00	0.00	0.00	0.00	0.00	0.00	0.00	0.00	0.00	0.00	0.00	0.00	0.00	0.00
CO		0.00	0.00	0.00	0.00	0.00	0.00	0.00	0.00	0.00	0.00	0.00	0.00	0.00	0.00	0.00	0.00	0.00	0.00	0.00	0.00	0.00	0.00
IV. Reversion of the Unobligated Allotments charged against R.A. Nos. 11465 and 11494		0.00	0.00	0.00	0.00	0.00	0.00	0.00	0.00	0.00	0.00	0.00	0.00	0.00	0.00	0.00	0.00	0.00	0.00	0.00	0.00	0.00	0.00
GRAND TOTAL		1,162,760,000.00	48,228,044.00	1,208,988,044.00	1,163,053,000.00	45,935,044.00	0.00	0.00	1,208,988,044.00	160,003,205.39	158,401,002.04	182,071,380.67	216,423,983.15	716,899,971.25	37,982,195.64	267,176,602.04	166,765,643.11	158,361,726.15	629,286,166.94	0.00	492,088,472.75	87,613,404.31	0.00
PS		75,532,000.00	16,228,044.00	91,760,044.00	75,825,000.00	15,935,044.00	0.00	0.00	91,760,044.00	17,083,690.62	23,237,404.16	20,502,805.96	30,787,546.97	91,611,447.73	16,427,757.67	23,872,528.16	20,506,696.54	30,701,124.25	91,508,106.62	0.00	148,596.27	103,341.11	0.00
MOOE		792,228,000.00	30,000,000.00	822,228,000.00	792,228,000.00	30,000,000.00	0.00	0.00	822,228,000.00	142,919,514.77	135,163,597.86	161,968,574.71	185,636,436.18	625,288,123.52	21,554,437.97	243,304,073.88	145,258,946.57	127,660,801.90	537,778,060.32	0.00	196,939,876.48	87,510,063.20	0.00
CO		295,000,000.00	0.00	295,000,000.00	295,000,000.00	0.00	0.00	0.00	295,000,000.00	0.00	0.00	0.00	0.00	0.00	0.00	0.00	0.00	0.00	0.00	295,000,000.00	0.00	0.00	0.00

Department : Other Executive Offices (OEOs)
 Agency/Entity : Philippine Sports Commission
 Operating Unit : < not applicable >
 Organization Code (UACS) : 26 032 0000000
 Fund Cluster : 01 - Regular Agency Fund

X	Current Year Appropriations
	Supplemental Appropriations
	Continuing Appropriations

(e.g. UACS Fund Cluster: 01-Regular Agency Fund, 02-Foreign Assisted Projects Fund, 03-Special Account-Locally Funded/Domestic Grants Fund, and 04-Special Account-Foreign Assisted/Foreign Grants Fund)


Particulars	UACS CODE	Appropriations			Allotments					Current Year Obligations					Current Year Disbursements					Balances																								
		Authorized Appropriations	Adjustments (Transfer To/From, Modifications/ Augmentations)	Adjusted Appropriations	Allotments Received	Adjustments (Reductions, Modifications/ Augmentations)	Transfer To	Transfer From	Adjusted Allotments	1st Quarter Ending March 31	2nd Quarter Ending June 30	3rd Quarter Ending September 30	4th Quarter Ending December 31	Total	1st Quarter Ending March 31	2nd Quarter Ending June 30	3rd Quarter Ending September 30	4th Quarter Ending December 31	Total	Unreleased Appropriations	Unobligated Allotments	Unpaid Obligations (15-20)=(23+24)																						
																						Due and Demandable	Due and Demandable																					
1	2	3	4	5=(3+4)	6	7	8	9	10=[(6+(-)7)-8+9]	11	12	13	14	15=[(11+12+13+14)]	16	17	18	19	20=[(16+17+18+19)]	21	22	23	24																					
Recapitulation by OO:																																												
AMATEUR SPORTS DEVELOPMENT PROGRAM		1,053,484,000.00	30,000,000.00	1,083,484,000.00	1,053,484,000.00	30,000,000.00	0.00	0.00	1,083,484,000.00	136,398,024.12	123,672,204.88	160,711,228.01	190,829,884.26	611,611,341.27	25,308,119.95	222,138,581.83	144,414,965.95	132,861,104.54	524,722,772.27	0.00	471,872,858.73	86,888,569.00	0.00																					


Certified Correct:

Certified Correct:


Recommendation Approval By:

Approved By:


VIOLETA R. TUAZON
 Chief, Budget Division
 Date:


ERIK JEAN A. MAYORES
 Chief Accountant
 Date:


PAULO FRANCISCO C. TATAD
 Executive Director
 Date:


RICHARD E. BACHMANN
 Chairman
 Date:

STATEMENT OF APPROPRIATIONS, ALLOTMENTS, OBLIGATIONS, DISBURSEMENTS AND BALANCES
As at the Quarter Ending December 31, 2024

Department : Other Executive Offices (OEOs)
 Agency/Entity : Philippine Sports Commission
 Operating Unit : < not applicable >
 Organization Code (UACS) : 26 032 0000000
 Fund Cluster : 01 - Regular Agency Fund

	Current Year Appropriations
	Supplemental Appropriations
X	Continuing Appropriations

(e.g. UACS Fund Cluster: 01-Regular Agency Fund, 02-Foreign Assisted Projects Fund, 03-Special Account-Locally Funded/Domestic Grants Fund, and 04-Special Account-Foreign Assisted/Foreign Grants Fund)

Particulars	UACS CODE	Appropriations			Allotments						Current Year Obligations					Current Year Disbursements					Balances						
		Authorized Appropriations	Adjustments (Transfer To/From, Modifications/Augmentations)	Adjusted Appropriations	Allotments		Adjustments (Reductions, Modifications/Augmentations)	Transfer To	Transfer From	Adjusted Allotments	1st Quarter Ending March 31	2nd Quarter Ending June 30	3rd Quarter Ending September 30	4th Quarter Ending December 31	Total	1st Quarter Ending March 31	2nd Quarter Ending June 30	3rd Quarter Ending September 30	4th Quarter Ending December 31	Total	Unused Funds		Unpaid Obligations (16-21)=(24+25)				
					SARO	Unobligated															Unreleased Appropriations	Unobligated Allotments	Due and Demandable	Not Yet Due and Demandable			
1	2	3	4	5=(3+4)	6	7	8	9	10	11=[(8+7)+(9)+10]	12	13	14	15	16=[(12)+(13)+(14)+(15)]	17	18	19	20	21=(17+18+19+20)	22=(5-11)	23=(11-16)	24	25			
Un* Appropriations		50,000,000.00	0.00	50,000,000.00	0.00	0.00	0.00	0.00	0.00	0.00	0.00	0.00	0.00	0.00	0.00	0.00	0.00	0.00	0.00	0.00	0.00	50,000,000.00	0.00	0.00	0.00	0.00	
L.A. Agency Specific Budget		50,000,000.00	0.00	50,000,000.00	0.00	0.00	0.00	0.00	0.00	0.00	0.00	0.00	0.00	0.00	0.00	0.00	0.00	0.00	0.00	0.00	0.00	50,000,000.00	0.00	0.00	0.00	0.00	
Operations	3000000000000000	50,000,000.00	0.00	50,000,000.00	0.00	0.00	0.00	0.00	0.00	0.00	0.00	0.00	0.00	0.00	0.00	0.00	0.00	0.00	0.00	0.00	0.00	50,000,000.00	0.00	0.00	0.00	0.00	0.00
OO : Source of athletic talents widened		50,000,000.00	0.00	50,000,000.00	0.00	0.00	0.00	0.00	0.00	0.00	0.00	0.00	0.00	0.00	0.00	0.00	0.00	0.00	0.00	0.00	0.00	50,000,000.00	0.00	0.00	0.00	0.00	0.00
AMATEUR SPORTS DEVELOPMENT PROGRAM		50,000,000.00	0.00	50,000,000.00	0.00	0.00	0.00	0.00	0.00	0.00	0.00	0.00	0.00	0.00	0.00	0.00	0.00	0.00	0.00	0.00	0.00	50,000,000.00	0.00	0.00	0.00	0.00	0.00
Locally-Funded Project(s)		50,000,000.00	0.00	50,000,000.00	0.00	0.00	0.00	0.00	0.00	0.00	0.00	0.00	0.00	0.00	0.00	0.00	0.00	0.00	0.00	0.00	0.00	50,000,000.00	0.00	0.00	0.00	0.00	0.00
Advance Research and Development in Sport Sciences and Sports Technology	310100200057000	30,000,000.00	0.00	30,000,000.00	0.00	0.00	0.00	0.00	0.00	0.00	0.00	0.00	0.00	0.00	0.00	0.00	0.00	0.00	0.00	0.00	0.00	30,000,000.00	0.00	0.00	0.00	0.00	0.00
MOOE		30,000,000.00	0.00	30,000,000.00	0.00	0.00	0.00	0.00	0.00	0.00	0.00	0.00	0.00	0.00	0.00	0.00	0.00	0.00	0.00	0.00	0.00	30,000,000.00	0.00	0.00	0.00	0.00	0.00
Sports Infrastructure Program	310100200058000	10,000,000.00	0.00	10,000,000.00	0.00	0.00	0.00	0.00	0.00	0.00	0.00	0.00	0.00	0.00	0.00	0.00	0.00	0.00	0.00	0.00	0.00	10,000,000.00	0.00	0.00	0.00	0.00	0.00
MOOE		10,000,000.00	0.00	10,000,000.00	0.00	0.00	0.00	0.00	0.00	0.00	0.00	0.00	0.00	0.00	0.00	0.00	0.00	0.00	0.00	0.00	0.00	10,000,000.00	0.00	0.00	0.00	0.00	0.00
Training, Seminars, Competition for Arms	310100200059000	10,000,000.00	0.00	10,000,000.00	0.00	0.00	0.00	0.00	0.00	0.00	0.00	0.00	0.00	0.00	0.00	0.00	0.00	0.00	0.00	0.00	0.00	10,000,000.00	0.00	0.00	0.00	0.00	0.00
MOOE		10,000,000.00	0.00	10,000,000.00	0.00	0.00	0.00	0.00	0.00	0.00	0.00	0.00	0.00	0.00	0.00	0.00	0.00	0.00	0.00	0.00	0.00	10,000,000.00	0.00	0.00	0.00	0.00	0.00
Sub-Total, Operations		50,000,000.00	0.00	50,000,000.00	0.00	0.00	0.00	0.00	0.00	0.00	0.00	0.00	0.00	0.00	0.00	0.00	0.00	0.00	0.00	0.00	0.00	50,000,000.00	0.00	0.00	0.00	0.00	0.00
PS		0.00	0.00	0.00	0.00	0.00	0.00	0.00	0.00	0.00	0.00	0.00	0.00	0.00	0.00	0.00	0.00	0.00	0.00	0.00	0.00	0.00	0.00	0.00	0.00	0.00	0.00
MOOE		50,000,000.00	0.00	50,000,000.00	0.00	0.00	0.00	0.00	0.00	0.00	0.00	0.00	0.00	0.00	0.00	0.00	0.00	0.00	0.00	0.00	0.00	50,000,000.00	0.00	0.00	0.00	0.00	0.00
FinEx (if Applicable)		0.00	0.00	0.00	0.00	0.00	0.00	0.00	0.00	0.00	0.00	0.00	0.00	0.00	0.00	0.00	0.00	0.00	0.00	0.00	0.00	0.00	0.00	0.00	0.00	0.00	0.00
CO		0.00	0.00	0.00	0.00	0.00	0.00	0.00	0.00	0.00	0.00	0.00	0.00	0.00	0.00	0.00	0.00	0.00	0.00	0.00	0.00	0.00	0.00	0.00	0.00	0.00	0.00
Sub-Total, L. Agency Specific Budget		50,000,000.00	0.00	50,000,000.00	0.00	0.00	0.00	0.00	0.00	0.00	0.00	0.00	0.00	0.00	0.00	0.00	0.00	0.00	0.00	0.00	0.00	50,000,000.00	0.00	0.00	0.00	0.00	0.00
PS		0.00	0.00	0.00	0.00	0.00	0.00	0.00	0.00	0.00	0.00	0.00	0.00	0.00	0.00	0.00	0.00	0.00	0.00	0.00	0.00	0.00	0.00	0.00	0.00	0.00	0.00
MOOE		50,000,000.00	0.00	50,000,000.00	0.00	0.00	0.00	0.00	0.00	0.00	0.00	0.00	0.00	0.00	0.00	0.00	0.00	0.00	0.00	0.00	0.00	50,000,000.00	0.00	0.00	0.00	0.00	0.00
Fin* (if Applicable)		0.00	0.00	0.00	0.00	0.00	0.00	0.00	0.00	0.00	0.00	0.00	0.00	0.00	0.00	0.00	0.00	0.00	0.00	0.00	0.00	0.00	0.00	0.00	0.00	0.00	0.00
CO		0.00	0.00	0.00	0.00	0.00	0.00	0.00	0.00	0.00	0.00	0.00	0.00	0.00	0.00	0.00	0.00	0.00	0.00	0.00	0.00	0.00	0.00	0.00	0.00	0.00	0.00
Unobligated Allotment		0.00	0.00	0.00	0.00	478,436,871.19	0.00	0.00	0.00	478,436,871.19	121,375,940.28	138,482,107.12	6,056,494.85	63,882,843.66	329,797,385.91	43,891,718.15	161,372,837.17	36,411,487.90	10,724,802.70	252,400,845.92	0.00	148,639,485.28	77,396,539.99	0.00	0.00	0.00	
L. Agency Specific Budget		0.00	0.00	0.00	0.00	478,436,871.19	0.00	0.00	0.00	478,436,871.19	121,375,940.28	138,482,107.12	6,056,494.85	63,882,843.66	329,797,385.91	43,891,718.15	161,372,837.17	36,411,487.90	10,724,802.70	252,400,845.92	0.00	148,639,485.28	77,396,539.99	0.00	0.00	0.00	
General Administration and Support	1000000000000000	0.00	0.00	0.00	0.00	5,044,276.48	0.00	0.00	0.00	5,044,276.48	24,401.00	0.00	0.00	784,074.00	788,475.00	0.00	24,401.00	0.00	15,074.00	39,475.00	0.00	4,255,801.48	749,000.00	0.00	0.00	0.00	
General Management and Supervision	100000100001000	0.00	0.00	0.00	0.00	5,044,276.48	0.00	0.00	0.00	5,044,276.48	24,401.00	0.00	0.00	784,074.00	788,475.00	0.00	24,401.00	0.00	15,074.00	39,475.00	0.00	4,255,801.48	749,000.00	0.00	0.00	0.00	
MOOE		0.00	0.00	0.00	0.00	44,276.48	2,000,000.00	0.00	0.00	2,044,276.48	24,401.00	0.00	0.00	344,074.00	368,475.00	0.00	24,401.00	0.00	15,074.00	39,475.00	0.00	1,875,901.48	329,000.00	0.00	0.00	0.00	
CO		0.00	0.00	0.00	0.00	5,000,000.00	(2,000,000.00)	0.00	0.00	3,000,000.00	0.00	0.00	0.00	420,000.00	420,000.00	0.00	0.00	0.00	0.00	0.00	0.00	2,560,000.00	420,000.00	0.00	0.00	0.00	