


QUARTERLY REPORT OF REVENUE AND OTHER RECEIPTS
As at the Quarter Ending September 30, 2024

Department : Other Executive Offices (OEOs)
Agency/Entity : Philippine Sports Commission
Operating Unit : < not applicable >
Organization Code (UACS) : 26 032 0000000
Fund Cluster : 05 - Internally Generated Funds


Classification/Sources of Revenue and Other Receipts	UACS CODE	REVENUE TARGET (Annual) per BESF	Actual Revenue and Other Receipts Collections					Cumulative Remittance/Deposits to Date			Variance		Remarks
			1st Quarter Ending March 31	2nd Quarter Ending June 30	3rd Quarter Ending September 30	4th Quarter Ending December 31	Total	Remittance to BTr	Deposited with AGDB	Total	Amount	%	
1	2	3	4	5	6	7	8=(4+5+6+7)	9	10	11=(9+10)	12=(8-3)	13=(12/3)	14
Internally Generated Funds		1,530,000,000.00	746,540,773.04	567,822,150.66	624,187,068.41	0.00	1,938,549,992.11	0.00	0.00	0.00	408,549,992.11	27 %	
Non-Revenue Collections/Other Receipts		1,530,000,000.00	746,540,773.04	567,822,150.66	624,187,068.41	0.00	1,938,549,992.11	0.00	0.00	0.00	408,549,992.11	27 %	
Cash Receipts		1,530,000,000.00	746,540,773.04	567,822,150.66	624,187,068.41	0.00	1,938,549,992.11	0.00	0.00	0.00	408,549,992.11	27 %	
Non-Tax		1,530,000,000.00	746,540,773.04	567,822,150.66	624,187,068.41	0.00	1,938,549,992.11	0.00	0.00	0.00	408,549,992.11	27 %	
Rent/Lease Income	4020205000	25,000,000.00	8,311,316.20	9,452,627.26	8,460,289.97	0.00	26,224,233.43	0.00	0.00	0.00	1,224,233.43	5 %	
Share from PAGCOR/PCSO	4040102000	1,500,000,000.00	737,474,663.49	555,566,347.98	613,343,347.86	0.00	1,906,384,359.33	0.00	0.00	0.00	406,384,359.33	27 %	
Income from Grants and Donations in Cash	4040201000	0.00	0.00	1,190,000.00	887,550.00	0.00	2,077,550.00	0.00	0.00	0.00	2,077,550.00	0 %	
Miscellaneous Income	4060999000	5,000,000.00	754,793.35	1,613,175.42	1,495,880.58	0.00	3,863,849.35	0.00	0.00	0.00	(1,136,150.65)	-23 %	
GRAND TOTAL		1,530,000,000.00	746,540,773.04	567,822,150.66	624,187,068.41	0.00	1,938,549,992.11	0.00	0.00	0.00	408,549,992.11	27 %	

Certified Correct:


JEAN A. MAYORES
Chief, Accounting Division


Date: October 16, 2024

Recommending Approval By:


PAUL O. FRANCISCO C. TATAD
Executive Director

Date: October 16, 2024

Approved By:


RICHARD E. BACHMANN
Agency Head


Date: October 16, 2024

QUARTERLY REPORT OF REVENUE AND OTHER RECEIPTS
As at the Quarter Ending June 30, 2024

Department : Other Executive Offices (OEOs)
Agency/Entity : Philippine Sports Commission
Operating Unit : < not applicable >
Organization Code (UACS) : 26 032 0000000
Fund Cluster : 05 - Internally Generated Funds

Classification/Sources of Revenue and Other Receipts	UACS CODE	REVENUE TARGET (Annual) per BESF	Actual Revenue and Other Receipts Collections					Cumulative Remittance/Deposits to Date			Variance		Remarks
			1st Quarter Ending March 31	2nd Quarter Ending June 30	3rd Quarter Ending September 30	4th Quarter Ending December 31	Total	Remittance to BTr	Deposited with AGDB	Total	Amount	%	
1	2	3	4	5	6	7	8=(4+5+6+7)	9	10	11=(9+10)	12=(8-3)	13=(12/3)	14
Internally Generated Funds		1,530,000,000.00	746,540,773.04	567,822,150.66	0.00	0.00	1,314,362,923.70	0.00	0.00	0.00	(215,637,076.30)	-14 %	
Non-Revenue Collections/Other Receipts		1,530,000,000.00	746,540,773.04	567,822,150.66	0.00	0.00	1,314,362,923.70	0.00	0.00	0.00	(215,637,076.30)	-14 %	
Cash Receipts		1,530,000,000.00	746,540,773.04	567,822,150.66	0.00	0.00	1,314,362,923.70	0.00	0.00	0.00	(215,637,076.30)	-14 %	
Non-Tax		1,530,000,000.00	746,540,773.04	567,822,150.66	0.00	0.00	1,314,362,923.70	0.00	0.00	0.00	(215,637,076.30)	-14 %	
Rent/Lease Income	4020205000	25,000,000.00	8,311,316.20	9,452,627.26	0.00	0.00	17,763,943.46	0.00	0.00	0.00	(7,236,056.54)	-29 %	
Share from PAGCOR/PCSO	4040102000	1,500,000,000.00	737,474,663.49	555,566,347.98	0.00	0.00	1,293,041,011.47	0.00	0.00	0.00	(206,958,988.53)	-14 %	
Income from Grants and Donations in Cash	4040201000	0.00	0.00	1,190,000.00	0.00	0.00	1,190,000.00	0.00	0.00	0.00	1,190,000.00	0 %	
Miscellaneous Income	4060999000	5,000,000.00	754,793.35	1,613,175.42	0.00	0.00	2,367,968.77	0.00	0.00	0.00	(2,632,031.23)	-53 %	
GRAND TOTAL		1,530,000,000.00	746,540,773.04	567,822,150.66	0.00	0.00	1,314,362,923.70	0.00	0.00	0.00	(215,637,076.30)	-14 %	

Certified Correct:


JOHN PAUL M. BOLITRES
OIC-Chief Accounting Division

Date: July 31, 2024

Recommending Approval By:


PAULO FRANCISCO C. TATAD
Executive Director

Date: July 31, 2024

Approved By:



RICHARD E. BACHMANN
Agency Head

Date: July 31, 2024

QUARTERLY REPORT OF REVENUE AND OTHER RECEIPTS
As at the Quarter Ending March 31, 2024

Department : Other Executive Offices (OEOs)
Agency/Entity : Philippine Sports Commission
Operating Unit : < not applicable >
Organization Code (UACS) : 26 032 0000000
Fund Cluster : 05 - Internally Generated Funds

Classification/Sources of Revenue and Other Receipts	UACS CODE	REVENUE TARGET (Annual) per BESF	Actual Revenue and Other Receipts Collections					Cumulative Remittance/Deposits to Date			Variance		Remarks
			1st Quarter Ending March 31	2nd Quarter Ending June 30	3rd Quarter Ending September 30	4th Quarter Ending December 31	Total	Remittance to BTr	Deposited with AGDB	Total	Amount	%	
1	2	3	4	5	6	7	8=(4+5+6+7)	9	10	11=(9+10)	12=(8-3)	13=(12/3)	14
Internally Generated Funds		1,530,000,000.00	746,540,773.04	0.00	0.00	0.00	746,540,773.04	0.00	0.00	0.00	(783,459,226.96)	-51 %	
Non-Revenue Collections/Other Receipts		1,530,000,000.00	746,540,773.04	0.00	0.00	0.00	746,540,773.04	0.00	0.00	0.00	(783,459,226.96)	-51 %	
Cash Receipts		1,530,000,000.00	746,540,773.04	0.00	0.00	0.00	746,540,773.04	0.00	0.00	0.00	(783,459,226.96)	-51 %	
Non-Tax		1,530,000,000.00	746,540,773.04	0.00	0.00	0.00	746,540,773.04	0.00	0.00	0.00	(783,459,226.96)	-51 %	
Rent/Lease Income	4020205000	25,000,000.00	8,311,316.20	0.00	0.00	0.00	8,311,316.20	0.00	0.00	0.00	(16,688,683.80)	-67 %	
Share from PAGCOR/PCSO	4040102000	1,500,000,000.00	737,474,663.49	0.00	0.00	0.00	737,474,663.49	0.00	0.00	0.00	(762,525,336.51)	-51 %	
Miscellaneous Income	4060999000	5,000,000.00	754,793.35	0.00	0.00	0.00	754,793.35	0.00	0.00	0.00	(4,245,206.65)	-85 %	
GRAND TOTAL		1,530,000,000.00	746,540,773.04	0.00	0.00	0.00	746,540,773.04	0.00	0.00	0.00	(783,459,226.96)	-51 %	

Certified Correct:

JOHN PAUL K. SOLITRES
OIC-Chief Accounting Division
Date: April 30, 2024

Recommendation Approved By:

PAULO FRANCISCO C. TATAD
Executive Director
Date: April 30, 2024

Approved By:

RICHARD E. BACHMANN
Agency Head
Date: April 30, 2024