

MONTHLY REPORT OF DISBURSEMENTS
For the month of October 2023


Department : Other Executive Offices
Agency/Entity : Philippine Sports Commission
Operating Unit : < not applicable >
Organization Code (UACS) : 28 032 000000
Fund Cluster : 01 - Regular Agency Fund

Particulars	Current Year Budget					Prior Year's Budget					Current Year's Accounts Payable					Prior Year's Accounts Payable					Trust Liabilities					Grand Total					Remarks
	PS	MOOE	FinEx	CO	TOTAL	PS	MOOE	FinEx	CO	Sub-Total	TOTAL	PS	MOOE	FinEx	CO	Sub-Total	TOTAL	PS	MOOE	CO	TOTAL	PS	MOOE	FinEx	CO	TOTAL					
1	2	3	4	5	6=(2+3+4+5)	7	8	9	10	11=(7+8+9+10)	12	13	14	15	16=(12+13+14+15)	17=(11+16)	18=(6+17)	19	20	21	22=(19+20+21)	23	24	25	26	27=(23+24+25+26)	28				
CASH DISBURSEMENTS	4,755,947.03	43,726,736.26	0.00	0.00	48,482,685.29	0.00	0.00	0.00	0.00	0.00	0.00	0.00	0.00	0.00	0.00	0.00	48,482,685.29	0.00	0.00	0.00	0.00	4,755,947.03	43,726,736.26	0.00	0.00	48,482,685.29					
Notice of Cash Allocation (NCA)	4,755,947.03	43,726,736.26	0.00	0.00	48,482,685.29	0.00	0.00	0.00	0.00	0.00	0.00	0.00	0.00	0.00	0.00	0.00	48,482,685.29	0.00	0.00	0.00	0.00	4,755,947.03	43,726,736.26	0.00	0.00	48,482,685.29					
MDS Checks Issued	4,568,242.11	30,496,922.28	0.00	0.00	35,065,164.39	0.00	0.00	0.00	0.00	0.00	0.00	0.00	0.00	0.00	0.00	0.00	35,065,164.39	0.00	0.00	0.00	0.00	4,568,242.11	30,496,922.28	0.00	0.00	35,065,164.39					
Advice to Debit Account	167,704.92	13,229,815.98	0.00	0.00	13,397,520.90	0.00	0.00	0.00	0.00	0.00	0.00	0.00	0.00	0.00	0.00	0.00	13,397,520.90	0.00	0.00	0.00	0.00	167,704.92	13,229,815.98	0.00	0.00	13,397,520.90					
Notice of Transfer Allocations (NTA)	0.00	0.00	0.00	0.00	0.00	0.00	0.00	0.00	0.00	0.00	0.00	0.00	0.00	0.00	0.00	0.00	0.00	0.00	0.00	0.00	0.00	0.00	0.00	0.00	0.00	0.00	0.00				
MDS Checks Issued	0.00	0.00	0.00	0.00	0.00	0.00	0.00	0.00	0.00	0.00	0.00	0.00	0.00	0.00	0.00	0.00	0.00	0.00	0.00	0.00	0.00	0.00	0.00	0.00	0.00	0.00	0.00	0.00			
Advice to Debit Account	0.00	0.00	0.00	0.00	0.00	0.00	0.00	0.00	0.00	0.00	0.00	0.00	0.00	0.00	0.00	0.00	0.00	0.00	0.00	0.00	0.00	0.00	0.00	0.00	0.00	0.00	0.00	0.00			
Working Fund for FAPs	0.00	0.00	0.00	0.00	0.00	0.00	0.00	0.00	0.00	0.00	0.00	0.00	0.00	0.00	0.00	0.00	0.00	0.00	0.00	0.00	0.00	0.00	0.00	0.00	0.00	0.00	0.00	0.00			
Cash Disbursement Ceiling (CDC)	0.00	0.00	0.00	0.00	0.00	0.00	0.00	0.00	0.00	0.00	0.00	0.00	0.00	0.00	0.00	0.00	0.00	0.00	0.00	0.00	0.00	0.00	0.00	0.00	0.00	0.00	0.00	0.00			
TOTAL CASH DISBURSEMENTS	4,755,947.03	43,726,736.26	0.00	0.00	48,482,685.29	0.00	0.00	0.00	0.00	0.00	0.00	0.00	0.00	0.00	0.00	0.00	48,482,685.29	0.00	0.00	0.00	0.00	4,755,947.03	43,726,736.26	0.00	0.00	48,482,685.29					
NON-CASH DISBURSEMENTS	492,705.62	273,132.19	0.00	0.00	765,837.81	0.00	0.00	0.00	0.00	0.00	0.00	0.00	0.00	0.00	0.00	0.00	765,837.81	0.00	0.00	0.00	0.00	492,705.62	273,132.19	0.00	0.00	765,837.81					
Tax Remittance Advice Issued (TRA)	492,705.62	273,132.19	0.00	0.00	765,837.81	0.00	0.00	0.00	0.00	0.00	0.00	0.00	0.00	0.00	0.00	0.00	765,837.81	0.00	0.00	0.00	0.00	492,705.62	273,132.19	0.00	0.00	765,837.81					
Non-Cash Availment Authority (NCAA)	0.00	0.00	0.00	0.00	0.00	0.00	0.00	0.00	0.00	0.00	0.00	0.00	0.00	0.00	0.00	0.00	0.00	0.00	0.00	0.00	0.00	0.00	0.00	0.00	0.00	0.00	0.00	0.00			
Disbursements effected through outright deductions from claims (please specify...)	0.00	0.00	0.00	0.00	0.00	0.00	0.00	0.00	0.00	0.00	0.00	0.00	0.00	0.00	0.00	0.00	0.00	0.00	0.00	0.00	0.00	0.00	0.00	0.00	0.00	0.00	0.00	0.00			
Overpayment of expenses (e.g. personnel benefits)	0.00	0.00	0.00	0.00	0.00	0.00	0.00	0.00	0.00	0.00	0.00	0.00	0.00	0.00	0.00	0.00	0.00	0.00	0.00	0.00	0.00	0.00	0.00	0.00	0.00	0.00	0.00	0.00	0.00		
Restitution for loss of government property	0.00	0.00	0.00	0.00	0.00	0.00	0.00	0.00	0.00	0.00	0.00	0.00	0.00	0.00	0.00	0.00	0.00	0.00	0.00	0.00	0.00	0.00	0.00	0.00	0.00	0.00	0.00	0.00	0.00		
Liquidated damages and similar claims	0.00	0.00	0.00	0.00	0.00	0.00	0.00	0.00	0.00	0.00	0.00	0.00	0.00	0.00	0.00	0.00	0.00	0.00	0.00	0.00	0.00	0.00	0.00	0.00	0.00	0.00	0.00	0.00	0.00		
Others (1st, 3rd, Documentary Stamp, etc.)	0.00	0.00	0.00	0.00	0.00	0.00	0.00	0.00	0.00	0.00	0.00	0.00	0.00	0.00	0.00	0.00	0.00	0.00	0.00	0.00	0.00	0.00	0.00	0.00	0.00	0.00	0.00	0.00	0.00		
Tax, etc.	0.00	0.00	0.00	0.00	0.00	0.00	0.00	0.00	0.00	0.00	0.00	0.00	0.00	0.00	0.00	0.00	0.00	0.00	0.00	0.00	0.00	0.00	0.00	0.00	0.00	0.00	0.00	0.00	0.00		
TOTAL NON-CASH DISBURSEMENTS	492,705.62	273,132.19	0.00	0.00	765,837.81	0.00	0.00	0.00	0.00	0.00	0.00	0.00	0.00	0.00	0.00	0.00	765,837.81	0.00	0.00	0.00	0.00	492,705.62	273,132.19	0.00	0.00	765,837.81					
GRAND TOTAL	5,248,652.65	43,999,870.45	0.00	0.00	49,248,523.10	0.00	0.00	0.00	0.00	0.00	0.00	0.00	0.00	0.00	0.00	0.00	49,248,523.10	0.00	0.00	0.00	0.00	5,248,652.65	43,999,870.45	0.00	0.00	49,248,523.10					

SUMMARY


Particulars	Previous Report (B)	This Month (C)	As at Date (D)
Total Disbursement Authorities Received	1,995,472,446.62	656,807,837.81	2,654,280,284.73
NCA	1,987,668,307.00	656,042,000.00	2,645,910,307.00
NTA	0.00	0.00	0.00
Working Fund	0.00	0.00	0.00
TRA	7,804,139.62	765,837.81	8,369,977.73
CDC	0.00	0.00	0.00
NCAA	0.00	0.00	0.00
Less: Notice of Transfer of Allocations (NTA) Issued	0.00	0.00	0.00
Total Disbursement Authorities Available	1,995,472,446.62	656,807,837.81	2,654,280,284.73
Less:	0.00	0.00	0.00
Lapsed NCA	0.00	0.00	0.00
Disbursements	1,393,590,814.71	40,246,523.10	1,442,836,337.81
Less: Other Non-Cash Disbursements	0.00	0.00	0.00
Disbursements effected through outright deductions from claims	0.00	0.00	0.00
Overpayment of expenses (e.g. personnel benefits)	0.00	0.00	0.00
Restitution for loss of government property	0.00	0.00	0.00
Liquidated damages and similar claims	0.00	0.00	0.00
Others (e.g. TEF, BT, Docs Stamp, etc.)	0.00	0.00	0.00
Add/Less: Adjustments (e.g. cancelled/staled checks)	0.00	0.00	0.00
Balance of Disbursement Authorities as at date	601,881,632.21	609,559,314.71	1,211,440,946.92
Total Disbursements Program	1,995,472,446.62	656,807,837.81	2,654,280,284.73
Less: Actual Disbursements	1,393,590,814.71	40,246,523.10	1,442,836,337.81
(Over)/Under spending	601,881,632.21	609,559,314.71	1,211,440,946.92

Notes: ** Amounts should tally with the grand total disbursement (column 27).

Certified Correct:

ERIK SEAN A. MAYORES
Chief - Accounting Division
Date: November 21, 2023

Recommended:

PAULO FRANCISCO T. TATAD
Executive Director
Date: November 21, 2023

Approved By:

RICHARD E. MACMANN
Agency Head
Date: November 21, 2023

MONTHLY REPORT OF DISBURSEMENTS
For the month of October 2023

Department : Other Executive Offices
 Agency/Entity : Philippine Sports Commission
 Operating Unit : < not applicable >
 Organization Code (UAACS) : 26 032 000000
 Fund Cluster : 03 - Special Account - Locally Funded/Domestic Grants Fund

Particulars	Current Year Budget					Prior Year's Budget					Current Year's Accounts Payable					Trust Liabilities					Grand Total					Remarks			
	PS	MOOE	FinEx	CO	TOTAL	PS	MOOE	FinEx	CO	TOTAL	PS	MOOE	FinEx	CO	TOTAL	PS	MOOE	CO	TOTAL	PS	MOOE	FinEx	CO	TOTAL					
1	2	3	4	5	6=(2+3+4+5)	7	8	9	10	11=(7+8+9+10)	12	13	14	15	16	17=(12+13+14+15)	18=(6+17)	19	20	21	22=(19+20+21)	23	24	25	26	27=(23+24+25+26)	28		
CASH DISBURSEMENTS	0.00	0.00	0.00	0.00	0.00	0.00	0.00	0.00	0.00	0.00	0.00	0.00	0.00	0.00	0.00	0.00	0.00	0.00	0.00	0.00	0.00	0.00	0.00	0.00	0.00	0.00	0.00	0.00	0.00
Notice of Cash Allocation (NCA)	0.00	0.00	0.00	0.00	0.00	0.00	0.00	0.00	0.00	0.00	0.00	0.00	0.00	0.00	0.00	0.00	0.00	0.00	0.00	0.00	0.00	0.00	0.00	0.00	0.00	0.00	0.00	0.00	0.00
MDS Checks Issued	0.00	0.00	0.00	0.00	0.00	0.00	0.00	0.00	0.00	0.00	0.00	0.00	0.00	0.00	0.00	0.00	0.00	0.00	0.00	0.00	0.00	0.00	0.00	0.00	0.00	0.00	0.00	0.00	0.00
Advice to Debit Account	0.00	0.00	0.00	0.00	0.00	0.00	0.00	0.00	0.00	0.00	0.00	0.00	0.00	0.00	0.00	0.00	0.00	0.00	0.00	0.00	0.00	0.00	0.00	0.00	0.00	0.00	0.00	0.00	0.00
Notice of Transfer Allocations (NTA)	0.00	0.00	0.00	0.00	0.00	0.00	0.00	0.00	0.00	0.00	0.00	0.00	0.00	0.00	0.00	0.00	0.00	0.00	0.00	0.00	0.00	0.00	0.00	0.00	0.00	0.00	0.00	0.00	0.00
MDS Checks Issued	0.00	0.00	0.00	0.00	0.00	0.00	0.00	0.00	0.00	0.00	0.00	0.00	0.00	0.00	0.00	0.00	0.00	0.00	0.00	0.00	0.00	0.00	0.00	0.00	0.00	0.00	0.00	0.00	0.00
Advice to Debit Account	0.00	0.00	0.00	0.00	0.00	0.00	0.00	0.00	0.00	0.00	0.00	0.00	0.00	0.00	0.00	0.00	0.00	0.00	0.00	0.00	0.00	0.00	0.00	0.00	0.00	0.00	0.00	0.00	0.00
Working Fund for FAPs	0.00	0.00	0.00	0.00	0.00	0.00	0.00	0.00	0.00	0.00	0.00	0.00	0.00	0.00	0.00	0.00	0.00	0.00	0.00	0.00	0.00	0.00	0.00	0.00	0.00	0.00	0.00	0.00	0.00
Cash Disbursement Ceiling (CDC)	0.00	0.00	0.00	0.00	0.00	0.00	0.00	0.00	0.00	0.00	0.00	0.00	0.00	0.00	0.00	0.00	0.00	0.00	0.00	0.00	0.00	0.00	0.00	0.00	0.00	0.00	0.00	0.00	0.00
TOTAL CASH DISBURSEMENTS	0.00	0.00	0.00	0.00	0.00	0.00	0.00	0.00	0.00	0.00	0.00	0.00	0.00	0.00	0.00	0.00	0.00	0.00	0.00	0.00	0.00	0.00	0.00	0.00	0.00	0.00	0.00	0.00	0.00
NON-CASH DISBURSEMENTS	0.00	240,742.06	0.00	0.00	240,742.06	0.00	0.00	0.00	0.00	0.00	0.00	0.00	0.00	0.00	0.00	0.00	240,742.06	0.00	0.00	0.00	0.00	0.00	240,742.06	0.00	0.00	240,742.06	0.00	0.00	0.00
Tax Remittance Advices Issued (TRA)	0.00	240,742.06	0.00	0.00	240,742.06	0.00	0.00	0.00	0.00	0.00	0.00	0.00	0.00	0.00	0.00	0.00	240,742.06	0.00	0.00	0.00	0.00	0.00	240,742.06	0.00	0.00	240,742.06	0.00	0.00	0.00
Non-Cash Availment Authority (NCAA)	0.00	0.00	0.00	0.00	0.00	0.00	0.00	0.00	0.00	0.00	0.00	0.00	0.00	0.00	0.00	0.00	0.00	0.00	0.00	0.00	0.00	0.00	0.00	0.00	0.00	0.00	0.00	0.00	0.00
Disbursements effected through outright deductions from claims (please specify...)	0.00	0.00	0.00	0.00	0.00	0.00	0.00	0.00	0.00	0.00	0.00	0.00	0.00	0.00	0.00	0.00	0.00	0.00	0.00	0.00	0.00	0.00	0.00	0.00	0.00	0.00	0.00	0.00	0.00
Overpayment of expenses (e.g. personnel benefits)	0.00	0.00	0.00	0.00	0.00	0.00	0.00	0.00	0.00	0.00	0.00	0.00	0.00	0.00	0.00	0.00	0.00	0.00	0.00	0.00	0.00	0.00	0.00	0.00	0.00	0.00	0.00	0.00	0.00
Reallocation for loss of government property	0.00	0.00	0.00	0.00	0.00	0.00	0.00	0.00	0.00	0.00	0.00	0.00	0.00	0.00	0.00	0.00	0.00	0.00	0.00	0.00	0.00	0.00	0.00	0.00	0.00	0.00	0.00	0.00	0.00
Liquated damages and similar claims	0.00	0.00	0.00	0.00	0.00	0.00	0.00	0.00	0.00	0.00	0.00	0.00	0.00	0.00	0.00	0.00	0.00	0.00	0.00	0.00	0.00	0.00	0.00	0.00	0.00	0.00	0.00	0.00	0.00
Others (IEF, BIF-Documentary Stamp Tax, etc.)	0.00	0.00	0.00	0.00	0.00	0.00	0.00	0.00	0.00	0.00	0.00	0.00	0.00	0.00	0.00	0.00	0.00	0.00	0.00	0.00	0.00	0.00	0.00	0.00	0.00	0.00	0.00	0.00	0.00
TOTAL NON-CASH DISBURSEMENTS	0.00	240,742.06	0.00	0.00	240,742.06	0.00	0.00	0.00	0.00	0.00	0.00	0.00	0.00	0.00	0.00	0.00	240,742.06	0.00	0.00	0.00	0.00	0.00	240,742.06	0.00	0.00	240,742.06	0.00	0.00	0.00
GRAND TOTAL	0.00	240,742.06	0.00	0.00	240,742.06	0.00	0.00	0.00	0.00	0.00	0.00	0.00	0.00	0.00	0.00	0.00	240,742.06	0.00	0.00	0.00	0.00	0.00	240,742.06	0.00	0.00	240,742.06	0.00	0.00	0.00

Particulars	Previous Report	This Month	As at Date
(1)	(2)	(3)	(4)
Total Disbursement Authorities Received	23,246,367.30	240,742.06	23,487,109.36
NCA	22,698,312.00	0.00	22,698,312.00
NTA	0.00	0.00	0.00
Working Fund	0.00	0.00	0.00
TRA	547,055.30	240,742.06	787,797.36
CDC	0.00	0.00	0.00
NCAA	0.00	0.00	0.00
Less: Notice of Transfer of Allocations (NTA) issued	0.00	0.00	0.00
Total Disbursement Authorities Available	23,246,367.30	240,742.06	23,487,109.36
Less:	0.00	0.00	0.00
Lapsed NCA	0.00	0.00	0.00
Disbursements	21,635,476.12	240,742.06	21,876,218.18
Less: Other Non-Cash Disbursements	0.00	0.00	0.00
Disbursements effected through outright deductions from claims	0.00	0.00	0.00
Overpayment of expenses (e.g. personnel benefits)	0.00	0.00	0.00
Reallocation for loss of government property	0.00	0.00	0.00
Liquated damages and similar claims	0.00	0.00	0.00
Others (e.g. TEF, BTr, Docs Stamp, etc.)	0.00	0.00	0.00
Add/Less: Adjustments (e.g. cancelled/staled checks)	0.00	0.00	0.00
Balance of Disbursement Authorities as at date	1,610,891.18	0.00	1,610,891.18
Total Disbursements Program	23,246,367.30	240,742.06	23,487,109.36
Less: Actual Disbursements	21,635,476.12	240,742.06	21,876,218.18
(Over)/Under spending	1,610,891.18	0.00	1,610,891.18

Notes: ** Amounts should tally with the grand total disbursement (column 27).

ERIK JAVIER MAYORES
 Chief - Accounting Division
 Date: November 21, 2023

PAULO FRANCISCO C. TINTAD
 Executive Director
 Date: November 21, 2023

RICHARD E. BACHMANN
 Agency Head
 Date: November 21, 2023

MONTHLY REPORT OF DISBURSEMENTS
For the month of November 2023

Department : Other Executive Offices
Agency/Entity : Philippine Sports Commission
Operating Unit : < not applicable >
Organization Code (IACS) : 26 032 000000
Fund Cluster : 01 - Regular Agency Fund

Particulars	Current Year Budget					Prior Year's Budget					Current Year's Accounts Payable					Prior Year's Accounts Payable					Trust Liabilities					Grand Total					Remarks
	PS	MOOE	FinEx	CO	TOTAL	PS	MOOE	FinEx	CO	Sub-Total	PS	MOOE	FinEx	CO	Sub-Total	TOTAL	SUB-TOTAL	PS	MOOE	CO	TOTAL	PS	MOOE	CO	TOTAL						
	1	2	3	4	5	6	7	8	9	10	11	12	13	14	15	16	17	18	19	20	21	22	23	24	25	26	27	28			
CASH DISBURSEMENTS	9,647,876.60	48,908,309.90	0.00	0.00	58,555,986.50	0.00	0.00	0.00	0.00	0.00	0.00	0.00	0.00	0.00	0.00	0.00	56,555,986.50	0.00	0.00	0.00	0.00	9,647,876.60	48,908,309.90	0.00	0.00	58,555,986.50					
Notice of Cash Allocation (NCA)	9,647,876.60	48,908,309.90	0.00	0.00	58,555,986.50	0.00	0.00	0.00	0.00	0.00	0.00	0.00	0.00	0.00	0.00	0.00	56,555,986.50	0.00	0.00	0.00	0.00	9,647,876.60	48,908,309.90	0.00	0.00	58,555,986.50					
MDS Checks Issued	9,560,289.54	35,900,441.51	0.00	0.00	45,460,731.05	0.00	0.00	0.00	0.00	0.00	0.00	0.00	0.00	0.00	0.00	0.00	45,460,731.05	0.00	0.00	0.00	0.00	9,560,289.54	35,900,441.51	0.00	0.00	45,460,731.05					
Advice to Debit Account	87,407.06	13,007,868.39	0.00	0.00	13,095,275.45	0.00	0.00	0.00	0.00	0.00	0.00	0.00	0.00	0.00	0.00	0.00	13,095,275.45	0.00	0.00	0.00	0.00	87,407.06	13,007,868.39	0.00	0.00	13,095,275.45					
Notice of Transfer Allocations (NTA)	0.00	0.00	0.00	0.00	0.00	0.00	0.00	0.00	0.00	0.00	0.00	0.00	0.00	0.00	0.00	0.00	0.00	0.00	0.00	0.00	0.00	0.00	0.00	0.00	0.00	0.00	0.00				
MDS Checks Issued	0.00	0.00	0.00	0.00	0.00	0.00	0.00	0.00	0.00	0.00	0.00	0.00	0.00	0.00	0.00	0.00	0.00	0.00	0.00	0.00	0.00	0.00	0.00	0.00	0.00	0.00	0.00				
Advice to Debit Account	0.00	0.00	0.00	0.00	0.00	0.00	0.00	0.00	0.00	0.00	0.00	0.00	0.00	0.00	0.00	0.00	0.00	0.00	0.00	0.00	0.00	0.00	0.00	0.00	0.00	0.00	0.00				
Working Fund for FAPs	0.00	0.00	0.00	0.00	0.00	0.00	0.00	0.00	0.00	0.00	0.00	0.00	0.00	0.00	0.00	0.00	0.00	0.00	0.00	0.00	0.00	0.00	0.00	0.00	0.00	0.00	0.00				
Cash Disbursement Ceiling (CDC)	0.00	0.00	0.00	0.00	0.00	0.00	0.00	0.00	0.00	0.00	0.00	0.00	0.00	0.00	0.00	0.00	0.00	0.00	0.00	0.00	0.00	0.00	0.00	0.00	0.00	0.00	0.00				
TOTAL CASH DISBURSEMENTS	9,647,876.60	48,908,309.90	0.00	0.00	58,555,986.50	0.00	0.00	0.00	0.00	0.00	0.00	0.00	0.00	0.00	0.00	0.00	56,555,986.50	0.00	0.00	0.00	0.00	9,647,876.60	48,908,309.90	0.00	0.00	58,555,986.50					
NON-CASH DISBURSEMENTS	923,137.81	332,016.22	0.00	0.00	1,255,154.03	0.00	0.00	0.00	0.00	0.00	0.00	0.00	0.00	0.00	0.00	0.00	1,255,154.03	0.00	0.00	0.00	0.00	923,137.81	332,016.22	0.00	0.00	1,255,154.03					
Tax Remittance Advances Issued (TRA)	923,137.81	332,016.22	0.00	0.00	1,255,154.03	0.00	0.00	0.00	0.00	0.00	0.00	0.00	0.00	0.00	0.00	0.00	1,255,154.03	0.00	0.00	0.00	0.00	923,137.81	332,016.22	0.00	0.00	1,255,154.03					
Non-Cash Availment Authority (NCAA)	0.00	0.00	0.00	0.00	0.00	0.00	0.00	0.00	0.00	0.00	0.00	0.00	0.00	0.00	0.00	0.00	0.00	0.00	0.00	0.00	0.00	0.00	0.00	0.00	0.00	0.00	0.00				
Disbursements affected through outright deductions from claims (please specify...)	0.00	0.00	0.00	0.00	0.00	0.00	0.00	0.00	0.00	0.00	0.00	0.00	0.00	0.00	0.00	0.00	0.00	0.00	0.00	0.00	0.00	0.00	0.00	0.00	0.00	0.00	0.00				
Overpayment of expenses (e.g. personnel benefits)	0.00	0.00	0.00	0.00	0.00	0.00	0.00	0.00	0.00	0.00	0.00	0.00	0.00	0.00	0.00	0.00	0.00	0.00	0.00	0.00	0.00	0.00	0.00	0.00	0.00	0.00	0.00				
Restitution for loss of government property	0.00	0.00	0.00	0.00	0.00	0.00	0.00	0.00	0.00	0.00	0.00	0.00	0.00	0.00	0.00	0.00	0.00	0.00	0.00	0.00	0.00	0.00	0.00	0.00	0.00	0.00	0.00				
Liquidated damages and similar claims (Others) (e.g. BIF, Documentary Stamp Tax, etc.)	0.00	0.00	0.00	0.00	0.00	0.00	0.00	0.00	0.00	0.00	0.00	0.00	0.00	0.00	0.00	0.00	0.00	0.00	0.00	0.00	0.00	0.00	0.00	0.00	0.00	0.00	0.00				
TOTAL NON-CASH DISBURSEMENTS	923,137.81	332,016.22	0.00	0.00	1,255,154.03	0.00	0.00	0.00	0.00	0.00	0.00	0.00	0.00	0.00	0.00	0.00	1,255,154.03	0.00	0.00	0.00	0.00	923,137.81	332,016.22	0.00	0.00	1,255,154.03					
GRAND TOTAL	10,570,914.41	49,240,326.12	0.00	0.00	59,811,140.53	0.00	0.00	0.00	0.00	0.00	0.00	0.00	0.00	0.00	0.00	0.00	57,811,140.53	0.00	0.00	0.00	0.00	10,570,914.41	49,240,326.12	0.00	0.00	59,811,140.53					

SUMMARY

Particulars	Previous Report	This Month	As at Date
(1)	(2)	(3)	(4)
Total Disbursement Authorities Received	2,654,280,284.73	12,638,011.03	2,666,918,295.76
NCA	2,645,910,307.00	11,382,857.00	2,657,293,164.00
NTA	0.00	0.00	0.00
Working Fund	0.00	0.00	0.00
TRA	8,369,977.73	1,255,154.03	9,625,131.76
CDC	0.00	0.00	0.00
NCAA	0.00	0.00	0.00
Less: Notice of Transfer of Allocations (NTA)* Issued	0.00	0.00	0.00
Total Disbursement Authorities Available	2,654,280,284.73	12,638,011.03	2,666,918,295.76
Less:	0.00	0.00	0.00
Lapsed NCA	0.00	0.00	0.00
Disbursements	1,442,836,337.81	59,811,140.53	1,502,650,478.34
Less: Other Non-Cash Disbursements	0.00	0.00	0.00
Disbursements affected through outright deductions from claims	0.00	0.00	0.00
Overpayment of expenses (e.g. personnel benefits)	0.00	0.00	0.00
Restitution for loss of government property	0.00	0.00	0.00
Liquidated damages and similar claims	0.00	0.00	0.00
Others (e.g. TEF, BIF, Docs Stamp, etc.)	0.00	0.00	0.00
Adtl. etc. Adjustments (e.g. cancelled/retired checks)	0.00	0.00	0.00
Balance of Disbursement Authorities as at date	1,211,440,946.92	(47,173,129.50)	1,164,267,817.42
Total Disbursements Program	2,654,280,284.73	12,638,011.03	2,666,918,295.76
Less: *Actual Disbursements	1,442,836,337.81	59,811,140.53	1,502,650,478.34
(Over)/Under spending	1,211,440,946.92	(47,173,129.50)	1,164,267,817.42

Notes: * The use of NTA is discouraged
Note: ** Amounts should tally with the prior year's report (column 27)

Certified correct:

JEAN A. MAYORES
Chief, Accounting Division
Date: December 14, 2023

Recommended approved:

PAULO FRANCISCO C. TATAD
Executive Director
Date: December 14, 2023

Approved By:

RICHARD E. BACHMANN
Agency Head
Date: December 14, 2023


MONTHLY REPORT OF DISBURSEMENTS
For the month of November 2023

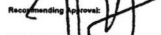
Department : Other Executive Offices
 Agency/Entity : Philippine Sports Commission
 Operating Unit : < not applicable >
 Organization Code (UACS) : 26 032 0000000
 Fund Cluster : 03 - Special Account - Locally Funded/Domestic Grants Fund

Particulars	Current Year Budget					Prior Year's Budget					Current Year's Accounts Payable					Trust Liabilities					Grand Total					Remarks		
	PS	MOOE	FinEx	CO	TOTAL	PS	MOOE	FinEx	CO	Sub-Total	PS	MOOE	FinEx	CO	Sub-Total	TOTAL	SUB-TOTAL	PS	MOOE	CO	TOTAL	PS	MOOE	FinEx	CO		TOTAL	
1	2	3	4	5	6=(2+3+4+5)	7	8	9	10	11=(7+8+9+10)	12	13	14	15	16=(12+13+14+15)	17=(11+16)	18=(6+17)	19	20	21	22=(19+20+21)	23	24	25	26	27=(23+24+25+26)	28	
CASH DISBURSEMENTS	0.00	0.00	0.00	0.00	0.00	0.00	0.00	0.00	0.00	0.00	0.00	0.00	0.00	0.00	0.00	0.00	0.00	0.00	0.00	0.00	0.00	0.00	0.00	0.00	0.00	0.00	0.00	0.00
Notice of Cash Allocation (NCA)	0.00	0.00	0.00	0.00	0.00	0.00	0.00	0.00	0.00	0.00	0.00	0.00	0.00	0.00	0.00	0.00	0.00	0.00	0.00	0.00	0.00	0.00	0.00	0.00	0.00	0.00	0.00	0.00
MOS Checks Issued	0.00	0.00	0.00	0.00	0.00	0.00	0.00	0.00	0.00	0.00	0.00	0.00	0.00	0.00	0.00	0.00	0.00	0.00	0.00	0.00	0.00	0.00	0.00	0.00	0.00	0.00	0.00	0.00
Advice to Debit Account	0.00	0.00	0.00	0.00	0.00	0.00	0.00	0.00	0.00	0.00	0.00	0.00	0.00	0.00	0.00	0.00	0.00	0.00	0.00	0.00	0.00	0.00	0.00	0.00	0.00	0.00	0.00	0.00
Notice of Transfer Allocations (NTA)	0.00	0.00	0.00	0.00	0.00	0.00	0.00	0.00	0.00	0.00	0.00	0.00	0.00	0.00	0.00	0.00	0.00	0.00	0.00	0.00	0.00	0.00	0.00	0.00	0.00	0.00	0.00	0.00
MOS Checks Issued	0.00	0.00	0.00	0.00	0.00	0.00	0.00	0.00	0.00	0.00	0.00	0.00	0.00	0.00	0.00	0.00	0.00	0.00	0.00	0.00	0.00	0.00	0.00	0.00	0.00	0.00	0.00	0.00
Advice to Debit Account	0.00	0.00	0.00	0.00	0.00	0.00	0.00	0.00	0.00	0.00	0.00	0.00	0.00	0.00	0.00	0.00	0.00	0.00	0.00	0.00	0.00	0.00	0.00	0.00	0.00	0.00	0.00	0.00
Working Fund for FAPs	0.00	0.00	0.00	0.00	0.00	0.00	0.00	0.00	0.00	0.00	0.00	0.00	0.00	0.00	0.00	0.00	0.00	0.00	0.00	0.00	0.00	0.00	0.00	0.00	0.00	0.00	0.00	0.00
Cash Disbursement Calling (CDC)	0.00	0.00	0.00	0.00	0.00	0.00	0.00	0.00	0.00	0.00	0.00	0.00	0.00	0.00	0.00	0.00	0.00	0.00	0.00	0.00	0.00	0.00	0.00	0.00	0.00	0.00	0.00	0.00
TOTAL CASH DISBURSEMENTS	0.00	0.00	0.00	0.00	0.00	0.00	0.00	0.00	0.00	0.00	0.00	0.00	0.00	0.00	0.00	0.00	0.00	0.00	0.00	0.00	0.00	0.00	0.00	0.00	0.00	0.00	0.00	0.00
NON-CASH DISBURSEMENTS	0.00	0.00	0.00	0.00	0.00	0.00	0.00	0.00	0.00	0.00	0.00	0.00	0.00	0.00	0.00	0.00	0.00	0.00	0.00	0.00	0.00	0.00	0.00	0.00	0.00	0.00	0.00	0.00
Tax Remittance Advices Issued (TRA)	0.00	0.00	0.00	0.00	0.00	0.00	0.00	0.00	0.00	0.00	0.00	0.00	0.00	0.00	0.00	0.00	0.00	0.00	0.00	0.00	0.00	0.00	0.00	0.00	0.00	0.00	0.00	0.00
Non-Cash Availment Authority (NCAA)	0.00	0.00	0.00	0.00	0.00	0.00	0.00	0.00	0.00	0.00	0.00	0.00	0.00	0.00	0.00	0.00	0.00	0.00	0.00	0.00	0.00	0.00	0.00	0.00	0.00	0.00	0.00	0.00
Disbursements affected through outright deductions from claims (please specify...)	0.00	0.00	0.00	0.00	0.00	0.00	0.00	0.00	0.00	0.00	0.00	0.00	0.00	0.00	0.00	0.00	0.00	0.00	0.00	0.00	0.00	0.00	0.00	0.00	0.00	0.00	0.00	0.00
Overpayment of expenses (e.g. personnel benefits)	0.00	0.00	0.00	0.00	0.00	0.00	0.00	0.00	0.00	0.00	0.00	0.00	0.00	0.00	0.00	0.00	0.00	0.00	0.00	0.00	0.00	0.00	0.00	0.00	0.00	0.00	0.00	0.00
Restitution for loss of government property	0.00	0.00	0.00	0.00	0.00	0.00	0.00	0.00	0.00	0.00	0.00	0.00	0.00	0.00	0.00	0.00	0.00	0.00	0.00	0.00	0.00	0.00	0.00	0.00	0.00	0.00	0.00	0.00
Liquidated damages and similar claims	0.00	0.00	0.00	0.00	0.00	0.00	0.00	0.00	0.00	0.00	0.00	0.00	0.00	0.00	0.00	0.00	0.00	0.00	0.00	0.00	0.00	0.00	0.00	0.00	0.00	0.00	0.00	0.00
Others (e.g. TEF, BTr, Docs Stamp, etc.)	0.00	0.00	0.00	0.00	0.00	0.00	0.00	0.00	0.00	0.00	0.00	0.00	0.00	0.00	0.00	0.00	0.00	0.00	0.00	0.00	0.00	0.00	0.00	0.00	0.00	0.00	0.00	0.00
TOTAL NON-CASH DISBURSEMENTS	0.00	0.00	0.00	0.00	0.00	0.00	0.00	0.00	0.00	0.00	0.00	0.00	0.00	0.00	0.00	0.00	0.00	0.00	0.00	0.00	0.00	0.00	0.00	0.00	0.00	0.00	0.00	0.00
GRAND TOTAL	0.00	0.00	0.00	0.00	0.00	0.00	0.00	0.00	0.00	0.00	0.00	0.00	0.00	0.00	0.00	0.00	0.00	0.00	0.00	0.00	0.00	0.00	0.00	0.00	0.00	0.00	0.00	0.00

Particulars	Previous Report	This Month	As at Date
(1)	(2)	(3)	(4)
Total Disbursement Authorities Received	23,487,109.36	1,180,519.00	24,667,628.36
NCA	22,698,312.00	1,180,519.00	23,878,831.00
NTA	0.00	0.00	0.00
Working Fund	0.00	0.00	0.00
TRA	787,797.36	0.00	787,797.36
CDC	0.00	0.00	0.00
NCAA	0.00	0.00	0.00
Less: Notice of Transfer of Allocations (NTA) Issued	0.00	0.00	0.00
Total Disbursement Authorities Available	23,487,109.36	1,180,519.00	24,667,628.36
Less:	0.00	0.00	0.00
Lapsed NCA	0.00	0.00	0.00
Disbursements	21,876,218.18	0.00	21,876,218.18
Less: Other Non-Cash Disbursements	0.00	0.00	0.00
Disbursements effected through outright deductions from claims	0.00	0.00	0.00
Overpayment of expenses (e.g. personnel benefits)	0.00	0.00	0.00
Restitution for loss of government property	0.00	0.00	0.00
Liquidated damages and similar claims	0.00	0.00	0.00
Others (e.g. TEF, BTr, Docs Stamp, etc.)	0.00	0.00	0.00
Add/Less: Adjustments (e.g. cancelled/stated checks)	0.00	0.00	0.00
Balance of Disbursement Authorities as at date	1,610,891.18	1,180,519.00	2,791,410.18
Total Disbursements Program	23,487,109.36	1,180,519.00	24,667,628.36
Less: Actual Disbursements	21,876,218.18	0.00	21,876,218.18
(Over)/Under spending	1,610,891.18	1,180,519.00	2,791,410.18

Note: * This use of NTA is discouraged
 Note: ** Amounts should tally with the total of 0051 disbursement (column 27).

Certified Correct:

 PAULO FRANCISCO C. TATAD
 Chief, Accounting Division
 Date: December 15, 2023

Recommended Approval:

 PAULO FRANCISCO C. TATAD
 Executive Director
 Date: December 15, 2023

Approved By:

 RICHARD E. BACHMANN
 Agency Head
 Date: December 15, 2023


MONTHLY REPORT OF DISBURSEMENTS
For the month of December 2023


Department : Other Executive Offices (OEOs)
 Agency/Entity : Philippine Sports Commission
 Operating Unit : < not applicable >
 Organization Code (UACS) : 26 032 0000000
 Fund Cluster : 01 - Regular Agency Fund


Particulars	Current Year Budget					Prior Year's Accounts Payable					Prior Year's Budget					Current Year's Accounts Payable					SUB-TOTAL	Trust Liabilities				Grand Total				Remarks
	PS	MOOE	FinEx	CO	TOTAL	PS	MOOE	FinEx	CO	Sub-Total	PS	MOOE	FinEx	CO	Sub-Total	TOTAL	PS	MOOE	CO	TOTAL		PS	MOOE	FinEx	CO	TOTAL				
CASH DISBURSEMENTS	7,320,503.33	140,354,492.32	0.00	0.00	147,674,995.65	0.00	0.00	0.00	0.00	0.00	0.00	0.00	0.00	0.00	0.00	147,674,995.65	0.00	0.00	0.00	0.00	7,320,503.33	140,354,492.32	0.00	0.00	147,674,995.65					
Notice of Cash Allocation (NCA)	7,320,503.33	140,354,492.32	0.00	0.00	147,674,995.65	0.00	0.00	0.00	0.00	0.00	0.00	0.00	0.00	0.00	0.00	147,674,995.65	0.00	0.00	0.00	0.00	7,320,503.33	140,354,492.32	0.00	0.00	147,674,995.65					
MDS Checks Issued	7,298,831.94	137,171,652.14	0.00	0.00	144,471,284.08	0.00	0.00	0.00	0.00	0.00	0.00	0.00	0.00	0.00	0.00	144,471,284.08	0.00	0.00	0.00	0.00	7,298,831.94	137,171,652.14	0.00	0.00	144,471,284.08					
Advice to Debit Account	20,871.36	3,182,840.18	0.00	0.00	3,203,711.57	0.00	0.00	0.00	0.00	0.00	0.00	0.00	0.00	0.00	0.00	3,203,711.57	0.00	0.00	0.00	0.00	20,871.36	3,182,840.18	0.00	0.00	3,203,711.57					
Notice of Transfer Allocations (NTA)	0.00	0.00	0.00	0.00	0.00	0.00	0.00	0.00	0.00	0.00	0.00	0.00	0.00	0.00	0.00	0.00	0.00	0.00	0.00	0.00	0.00	0.00	0.00	0.00	0.00	0.00				
MDS Checks Issued	0.00	0.00	0.00	0.00	0.00	0.00	0.00	0.00	0.00	0.00	0.00	0.00	0.00	0.00	0.00	0.00	0.00	0.00	0.00	0.00	0.00	0.00	0.00	0.00	0.00	0.00				
Advice to Debit Account	0.00	0.00	0.00	0.00	0.00	0.00	0.00	0.00	0.00	0.00	0.00	0.00	0.00	0.00	0.00	0.00	0.00	0.00	0.00	0.00	0.00	0.00	0.00	0.00	0.00	0.00				
Working Fund for FAPs	0.00	0.00	0.00	0.00	0.00	0.00	0.00	0.00	0.00	0.00	0.00	0.00	0.00	0.00	0.00	0.00	0.00	0.00	0.00	0.00	0.00	0.00	0.00	0.00	0.00	0.00				
Cash Disbursement Calling (CDC)	0.00	0.00	0.00	0.00	0.00	0.00	0.00	0.00	0.00	0.00	0.00	0.00	0.00	0.00	0.00	0.00	0.00	0.00	0.00	0.00	0.00	0.00	0.00	0.00	0.00	0.00				
TOTAL CASH DISBURSEMENTS	7,320,503.33	140,354,492.32	0.00	0.00	147,674,995.65	0.00	0.00	0.00	0.00	0.00	0.00	0.00	0.00	0.00	0.00	147,674,995.65	0.00	0.00	0.00	0.00	7,320,503.33	140,354,492.32	0.00	0.00	147,674,995.65					
NON-CASH DISBURSEMENTS	1,425,567.42	496,987.12	0.00	0.00	1,924,554.54	0.00	0.00	0.00	0.00	0.00	0.00	0.00	0.00	0.00	0.00	1,924,554.54	0.00	0.00	0.00	0.00	1,425,567.42	496,987.12	0.00	0.00	1,924,554.54					
Tax Remittance Advices Issued (TRA)	1,425,567.42	496,987.12	0.00	0.00	1,924,554.54	0.00	0.00	0.00	0.00	0.00	0.00	0.00	0.00	0.00	0.00	1,924,554.54	0.00	0.00	0.00	0.00	1,425,567.42	496,987.12	0.00	0.00	1,924,554.54					
Non-Cash Availment Authority (NCAA)	0.00	0.00	0.00	0.00	0.00	0.00	0.00	0.00	0.00	0.00	0.00	0.00	0.00	0.00	0.00	0.00	0.00	0.00	0.00	0.00	0.00	0.00	0.00	0.00	0.00					
Disbursements effected through outright deductions from claims (please specify...)	0.00	0.00	0.00	0.00	0.00	0.00	0.00	0.00	0.00	0.00	0.00	0.00	0.00	0.00	0.00	0.00	0.00	0.00	0.00	0.00	0.00	0.00	0.00	0.00	0.00					
Overpayment of expenses (e.g. personal benefits)	0.00	0.00	0.00	0.00	0.00	0.00	0.00	0.00	0.00	0.00	0.00	0.00	0.00	0.00	0.00	0.00	0.00	0.00	0.00	0.00	0.00	0.00	0.00	0.00	0.00					
Restitution for loss of government property	0.00	0.00	0.00	0.00	0.00	0.00	0.00	0.00	0.00	0.00	0.00	0.00	0.00	0.00	0.00	0.00	0.00	0.00	0.00	0.00	0.00	0.00	0.00	0.00	0.00					
Liquidated damages and similar claims	0.00	0.00	0.00	0.00	0.00	0.00	0.00	0.00	0.00	0.00	0.00	0.00	0.00	0.00	0.00	0.00	0.00	0.00	0.00	0.00	0.00	0.00	0.00	0.00	0.00					
Others (i.e. BIR Documentary Stamp Tax, etc.)	0.00	0.00	0.00	0.00	0.00	0.00	0.00	0.00	0.00	0.00	0.00	0.00	0.00	0.00	0.00	0.00	0.00	0.00	0.00	0.00	0.00	0.00	0.00	0.00	0.00					
TOTAL NON-CASH DISBURSEMENTS	1,425,567.42	496,987.12	0.00	0.00	1,924,554.54	0.00	0.00	0.00	0.00	0.00	0.00	0.00	0.00	0.00	0.00	1,924,554.54	0.00	0.00	0.00	0.00	1,425,567.42	496,987.12	0.00	0.00	1,924,554.54					
GRAND TOTAL	8,746,070.75	140,851,479.44	0.00	0.00	149,599,550.19	0.00	0.00	0.00	0.00	0.00	0.00	0.00	0.00	0.00	0.00	149,599,550.19	0.00	0.00	0.00	0.00	8,746,070.75	140,851,479.44	0.00	0.00	149,599,550.19					

Particulars	Previous Report	This Month	As at Date
(1)	(2)	(3)	(4)
Total Disbursement Authorities Received	2,886,918,295.76	19,692,554.54	2,886,610,850.30
NCA	2,657,293,164.00	17,768,000.00	2,675,061,164.00
NTA	0.00	0.00	0.00
Working Fund	0.00	0.00	0.00
TRA	9,625,131.76	1,924,554.54	11,546,686.30
CDC	0.00	0.00	0.00
NCAA	0.00	0.00	0.00
Less: Notice of Transfer of Allocations (NTA) issued	0.00	0.00	0.00
Total Disbursement Authorities Available	2,886,918,295.76	19,692,554.54	2,886,610,850.30
Less:	0.00	0.00	0.00
Lapsed NCA	0.00	0.00	0.00
Disbursements	1,502,650,478.34	149,599,550.19	1,652,250,028.53
Less: Other Non-Cash Disbursements	0.00	0.00	0.00
Disbursements effected through outright deductions from claims	0.00	0.00	0.00
Overpayment of expenses (e.g. personal benefits)	0.00	0.00	0.00
Restitution for loss of government property	0.00	0.00	0.00
Liquidated damages and similar claims	0.00	0.00	0.00
Others (e.g. TEF, BT, Docs Stamp, etc.)	0.00	0.00	0.00
Add/Less: Adjustments (e.g. cancelled/staled checks)	0.00	0.00	0.00
Balance of Disbursement Authorities as at date	1,164,267,817.42	(129,906,965.65)	1,034,360,821.77
Total Disbursements Program	2,886,918,295.76	19,692,554.54	2,886,610,850.30
Less: Actual Disbursements	1,502,650,478.34	149,599,550.19	1,652,250,028.53
(Over)Under spending	1,164,267,817.42	(129,906,965.65)	1,034,360,821.77

Notes: ** Amounts should tally with the grand total disbursement (column 27).

Certified Correct:

ERIK JEAN MAYORES
 Chief - Accounting Division
 Date: January 17, 2024

Recommending Approval:

PAULO FRANCISCO C. TATAD
 Executive Director
 Date: January 17, 2024

Approved By:

RICHARDE BACHMANN
 Agency Head
 Date: January 17, 2024


MONTHLY REPORT OF DISBURSEMENTS
For the month of December 2023


Department : Other Executive Offices (OEOs)
 Agency/Entity : Philippine Sports Commission
 Operating Unit : < not applicable >
 Organization Code (UAOS) : 26 032 0000000
 Fund Cluster : 03 - Special Account - Locally Funded/Domestic Grants Fund

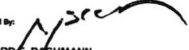
Particulars	Current Year Budget					Prior Year's Budget					Current Year's Accounts Payable					Trust Liabilities					Grand Total					Remarks		
	PS	MOOE	FinEx	CO	TOTAL	PS	MOOE	FinEx	CO	Sub-Total	PS	MOOE	FinEx	CO	Sub-Total	TOTAL	SUB-TOTAL	PS	MOOE	CO	TOTAL	PS	MOOE	FinEx	CO		TOTAL	
1	2	3	4	5	6=(2+3+4+5)	7	8	9	10	11=(7+8+9+10)	12	13	14	15	16=(12+13+14+15)	17=(11+16)	18=(8+17)	19	20	21	22=(19+20+21)	23	24	25	26	27=(23+24+25+26)	28	
CASH DISBURSEMENTS	0.00	199,921.45	0.00	0.00	199,921.45	0.00	0.00	0.00	0.00	0.00	0.00	0.00	0.00	0.00	0.00	0.00	199,921.45	0.00	0.00	0.00	0.00	0.00	199,921.45	0.00	0.00	0.00	199,921.45	
Notice of Cash Allocation (NCA)	0.00	199,921.45	0.00	0.00	199,921.45	0.00	0.00	0.00	0.00	0.00	0.00	0.00	0.00	0.00	0.00	0.00	199,921.45	0.00	0.00	0.00	0.00	0.00	199,921.45	0.00	0.00	0.00	199,921.45	
MDS Checks Issued	0.00	199,921.45	0.00	0.00	199,921.45	0.00	0.00	0.00	0.00	0.00	0.00	0.00	0.00	0.00	0.00	0.00	199,921.45	0.00	0.00	0.00	0.00	0.00	199,921.45	0.00	0.00	0.00	199,921.45	
Advice to Debit Account	0.00	0.00	0.00	0.00	0.00	0.00	0.00	0.00	0.00	0.00	0.00	0.00	0.00	0.00	0.00	0.00	0.00	0.00	0.00	0.00	0.00	0.00	0.00	0.00	0.00	0.00	0.00	
Notice of Transfer Allocations (NTA)	0.00	0.00	0.00	0.00	0.00	0.00	0.00	0.00	0.00	0.00	0.00	0.00	0.00	0.00	0.00	0.00	0.00	0.00	0.00	0.00	0.00	0.00	0.00	0.00	0.00	0.00	0.00	
MDS Checks Issued	0.00	0.00	0.00	0.00	0.00	0.00	0.00	0.00	0.00	0.00	0.00	0.00	0.00	0.00	0.00	0.00	0.00	0.00	0.00	0.00	0.00	0.00	0.00	0.00	0.00	0.00	0.00	
Advice to Debit Account	0.00	0.00	0.00	0.00	0.00	0.00	0.00	0.00	0.00	0.00	0.00	0.00	0.00	0.00	0.00	0.00	0.00	0.00	0.00	0.00	0.00	0.00	0.00	0.00	0.00	0.00	0.00	
Working Fund for FAPs	0.00	0.00	0.00	0.00	0.00	0.00	0.00	0.00	0.00	0.00	0.00	0.00	0.00	0.00	0.00	0.00	0.00	0.00	0.00	0.00	0.00	0.00	0.00	0.00	0.00	0.00	0.00	
Cash Disbursement Ceiling (CDC)	0.00	0.00	0.00	0.00	0.00	0.00	0.00	0.00	0.00	0.00	0.00	0.00	0.00	0.00	0.00	0.00	0.00	0.00	0.00	0.00	0.00	0.00	0.00	0.00	0.00	0.00	0.00	
TOTAL CASH DISBURSEMENTS	0.00	199,921.45	0.00	0.00	199,921.45	0.00	0.00	0.00	0.00	0.00	0.00	0.00	0.00	0.00	0.00	0.00	199,921.45	0.00	0.00	0.00	0.00	0.00	199,921.45	0.00	0.00	0.00	199,921.45	
NON-CASH DISBURSEMENTS	0.00	19,593.20	0.00	0.00	19,593.20	0.00	0.00	0.00	0.00	0.00	0.00	0.00	0.00	0.00	0.00	0.00	19,593.20	0.00	0.00	0.00	0.00	0.00	19,593.20	0.00	0.00	0.00	19,593.20	
Tax Remittance Advances Issued (TRA)	0.00	19,593.20	0.00	0.00	19,593.20	0.00	0.00	0.00	0.00	0.00	0.00	0.00	0.00	0.00	0.00	0.00	19,593.20	0.00	0.00	0.00	0.00	0.00	19,593.20	0.00	0.00	0.00	19,593.20	
Non-Cash Availment Authority (NCAA)	0.00	0.00	0.00	0.00	0.00	0.00	0.00	0.00	0.00	0.00	0.00	0.00	0.00	0.00	0.00	0.00	0.00	0.00	0.00	0.00	0.00	0.00	0.00	0.00	0.00	0.00	0.00	
Disbursements effected through outright deductions from claims (please specify...)	0.00	0.00	0.00	0.00	0.00	0.00	0.00	0.00	0.00	0.00	0.00	0.00	0.00	0.00	0.00	0.00	0.00	0.00	0.00	0.00	0.00	0.00	0.00	0.00	0.00	0.00	0.00	
Overpayment of expenses (e.g. personnel benefits)	0.00	0.00	0.00	0.00	0.00	0.00	0.00	0.00	0.00	0.00	0.00	0.00	0.00	0.00	0.00	0.00	0.00	0.00	0.00	0.00	0.00	0.00	0.00	0.00	0.00	0.00	0.00	
Restitution for loss of government property	0.00	0.00	0.00	0.00	0.00	0.00	0.00	0.00	0.00	0.00	0.00	0.00	0.00	0.00	0.00	0.00	0.00	0.00	0.00	0.00	0.00	0.00	0.00	0.00	0.00	0.00	0.00	
Liquidated damages and similar claims	0.00	0.00	0.00	0.00	0.00	0.00	0.00	0.00	0.00	0.00	0.00	0.00	0.00	0.00	0.00	0.00	0.00	0.00	0.00	0.00	0.00	0.00	0.00	0.00	0.00	0.00	0.00	
Others (e.g. BIR Documentary Stamp Tax, etc.)	0.00	0.00	0.00	0.00	0.00	0.00	0.00	0.00	0.00	0.00	0.00	0.00	0.00	0.00	0.00	0.00	0.00	0.00	0.00	0.00	0.00	0.00	0.00	0.00	0.00	0.00	0.00	
TOTAL NON-CASH DISBURSEMENTS	0.00	19,593.20	0.00	0.00	19,593.20	0.00	0.00	0.00	0.00	0.00	0.00	0.00	0.00	0.00	0.00	0.00	19,593.20	0.00	0.00	0.00	0.00	0.00	19,593.20	0.00	0.00	0.00	19,593.20	
GRAND TOTAL	0.00	219,514.65	0.00	0.00	219,514.65	0.00	0.00	0.00	0.00	0.00	0.00	0.00	0.00	0.00	0.00	0.00	219,514.65	0.00	0.00	0.00	0.00	0.00	219,514.65	0.00	0.00	0.00	219,514.65	

Particulars	Previous Report	This Month	As at Date
(1)	(2)	(3)	(4)
Total Disbursement Authorities Received	24,687,628.36	19,593.20	24,687,221.56
NCA	23,878,631.00	0.00	23,878,631.00
NTA	0.00	0.00	0.00
Working Fund	0.00	0.00	0.00
TRA	787,797.36	19,593.20	807,390.56
CDC	0.00	0.00	0.00
NCAA	0.00	0.00	0.00
Less: Notice of Transfer of Allocations (NTA) issued	0.00	0.00	0.00
Total Disbursement Authorities Available	24,687,628.36	19,593.20	24,687,221.56
Less:	0.00	0.00	0.00
Lapsed NCA	0.00	0.00	0.00
Disbursements	21,876,218.18	219,514.65	22,095,732.83
Less: Other Non-Cash Disbursements	0.00	0.00	0.00
Disbursements effected through outright deductions from claims	0.00	0.00	0.00
Overpayment of expenses (e.g. personnel benefits)	0.00	0.00	0.00
Restitution for loss of government property	0.00	0.00	0.00
Liquidated damages and similar claims	0.00	0.00	0.00
Others (e.g. TEF, BT, Docs Stamp, etc.)	0.00	0.00	0.00
Add/Less: Adjustments (e.g. cancelled/stated checks)	0.00	0.00	0.00
Balance of Disbursement Authorities as at date	2,791,410.18	(199,921.45)	2,591,488.73
Total Disbursements Program	24,687,628.36	19,593.20	24,687,221.56
Less: Actual Disbursements	21,876,218.18	219,514.65	22,095,732.83
(Over)/Under spending	2,791,410.18	(199,921.45)	2,591,488.73

Notes: * The use of NTA is discouraged
 Notes ** Amounts should tally with the Grand total disbursement (column 27).

Certified Correct:

ERIK JEAN A. MAYORES
 Chief - Accounting Division
 Date: January 17, 2024

Recommending Approval:

PAULO FRANCISCO C. TATAD
 Executive Director
 Date: January 17, 2024

Approved By:

RICHARD E. BUCHMANN
 Agency Head
 Date: January 17, 2024