

STATEMENT OF APPROPRIATIONS, ALLOTMENTS, OBLIGATIONS, DISBURSEMENTS AND BALANCES
As at the Quarter Ending December 31, 2023

Department : Other Executive Offices (OEOs)
 Agency/Entity : Philippine Sports Commission
 Operating Unit : < not applicable >
 Organization Code (UACS) : 26 032 0000000
 Fund Cluster : 01 - Regular Agency Fund

X	Current Year Appropriations
	Supplemental Appropriations
	Continuing Appropriations

(e.g. UACS Fund Cluster: 01-Regular Agency Fund, 02-Foreign Assisted Projects Fund, 03-Special Account-Locally Funded/Domestic Grants Fund, and 04-Special Account-Foreign Assisted/Foreign Grants Fund)

Particulars	UACS CODE	Appropriations			Allotments			Current Year Obligations							Current Year Disbursements				Balances				
		Authorized Appropriations	Adjustments (Transfer To/From, Modification/s/ Augmentation)	Adjusted Appropriations	Allotments Received	Adjustments (Reductions, Modification/s/ Augmentation)	Transfer To	Transfer From	Adjusted Allotments	1st Quarter Ending March 31	2nd Quarter Ending June 30	3rd Quarter Ending September 30	4th Quarter Ending December 31	Total	1st Quarter Ending March 31	2nd Quarter Ending June 30	3rd Quarter Ending September 30	4th Quarter Ending December 31	Total	Unreleased Appropriations	Unobligated Allotments	Unpaid Obligations (15-20) (23+24)	Due and Demandable
1	2	3	4	5=(3+4)	6	7	8	9	10=[(6)+(7)+(8)+(9)]	11	12	13	14	15=(11+12+13+14)	16	17	18	19	20=(16+17+18+19)	21	22	23	24
I. Agency Specific Budget		2,276,700,000.00	0.00	2,276,700,000.00	2,226,700,000.00	0.00	0.00	0.00	2,226,700,000.00	885,122,809.14	207,430,379.95	413,868,315.58	241,838,646.32	1,748,266,144.99	56,001,846.55	1,031,666,671.95	400,402,590.08	224,203,919.67	1,712,277,022.25	50,000,000.00	478,439,855.01	35,983,122.74	0.00
General Administration and Support	10000000000000	90,609,000.00	0.00	90,609,000.00	90,609,000.00	0.00	0.00	0.00	90,609,000.00	19,259,505.65	29,875,780.12	19,505,550.79	16,920,903.14	85,561,739.70	11,875,872.66	36,835,842.78	19,662,337.19	16,714,979.67	85,093,032.30	0.00	5,047,260.30	468,707.40	0.00
General Management and Supervision	10000010000100	90,609,000.00	0.00	90,609,000.00	90,609,000.00	0.00	0.00	0.00	90,609,000.00	19,259,505.65	29,875,780.12	19,505,550.79	16,920,903.14	85,561,739.70	11,875,872.66	36,835,842.78	19,662,337.19	16,714,979.67	85,093,032.30	0.00	5,047,260.30	468,707.40	0.00
PS		42,123,000.00	0.00	42,123,000.00	42,123,000.00	0.00	0.00	0.00	42,123,000.00	7,923,953.42	10,576,258.28	8,453,925.27	15,165,879.21	42,120,016.18	7,876,639.64	10,623,572.06	8,448,975.27	15,127,247.14	42,076,434.11	0.00	2,983.82	43,582.07	0.00
MOOE		43,486,000.00	0.00	43,486,000.00	43,486,000.00	0.00	0.00	0.00	43,486,000.00	11,335,552.23	19,299,521.84	11,051,625.52	1,765,023.93	43,441,723.52	3,999,233.02	26,216,270.72	11,213,361.92	1,587,732.53	43,016,598.19	0.00	44,276.48	425,125.33	0.00
CO		5,000,000.00	0.00	5,000,000.00	5,000,000.00	0.00	0.00	0.00	5,000,000.00	0.00	0.00	0.00	0.00	0.00	0.00	0.00	0.00	0.00	0.00	0.00	5,000,000.00	0.00	0.00
Sub-Total, General Administration and Support		90,609,000.00	0.00	90,609,000.00	90,609,000.00	0.00	0.00	0.00	90,609,000.00	19,259,505.65	29,875,780.12	19,505,550.79	16,920,903.14	85,561,739.70	11,875,872.66	36,835,842.78	19,662,337.19	16,714,979.67	85,093,032.30	0.00	5,047,260.30	468,707.40	0.00
PS		42,123,000.00	0.00	42,123,000.00	42,123,000.00	0.00	0.00	0.00	42,123,000.00	7,923,953.42	10,576,258.28	8,453,925.27	15,165,879.21	42,120,016.18	7,876,639.64	10,623,572.06	8,448,975.27	15,127,247.14	42,076,434.11	0.00	2,983.82	43,582.07	0.00
MOOE		43,486,000.00	0.00	43,486,000.00	43,486,000.00	0.00	0.00	0.00	43,486,000.00	11,335,552.23	19,299,521.84	11,051,625.52	1,765,023.93	43,441,723.52	3,999,233.02	26,216,270.72	11,213,361.92	1,587,732.53	43,016,598.19	0.00	44,276.48	425,125.33	0.00
FinEx (if Applicable)		0.00	0.00	0.00	0.00	0.00	0.00	0.00	0.00	0.00	0.00	0.00	0.00	0.00	0.00	0.00	0.00	0.00	0.00	0.00	0.00	0.00	0.00
CO		5,000,000.00	0.00	5,000,000.00	5,000,000.00	0.00	0.00	0.00	5,000,000.00	0.00	0.00	0.00	0.00	0.00	0.00	0.00	0.00	0.00	0.00	0.00	5,000,000.00	0.00	0.00
Operations	30000000000000	2,186,091,000.00	0.00	2,186,091,000.00	2,136,091,000.00	0.00	0.00	0.00	2,136,091,000.00	865,863,303.49	177,554,599.83	394,362,764.79	224,917,737.18	1,662,698,405.29	44,125,967.89	994,828,829.17	380,740,252.89	207,488,940.00	1,627,183,989.95	50,000,000.00	473,392,594.71	35,514,415.34	0.00
CO : Source of athletic talents widened		2,186,091,000.00	0.00	2,186,091,000.00	2,136,091,000.00	0.00	0.00	0.00	2,136,091,000.00	865,863,303.49	177,554,599.83	394,362,764.79	224,917,737.18	1,662,698,405.29	44,125,967.89	994,828,829.17	380,740,252.89	207,488,940.00	1,627,183,989.95	50,000,000.00	473,392,594.71	35,514,415.34	0.00
AMATEUR SPORTS DEVELOPMENT PROGRAM		2,186,091,000.00	0.00	2,186,091,000.00	2,136,091,000.00	0.00	0.00	0.00	2,136,091,000.00	865,863,303.49	177,554,599.83	394,362,764.79	224,917,737.18	1,662,698,405.29	44,125,967.89	994,828,829.17	380,740,252.89	207,488,940.00	1,627,183,989.95	50,000,000.00	473,392,594.71	35,514,415.34	0.00
Policy and Program Formulation and Amateur Sport Development and Promotion	31010010000100	66,644,000.00	0.00	66,644,000.00	66,644,000.00	0.00	0.00	0.00	66,644,000.00	14,910,625.20	21,915,635.00	18,692,825.10	9,961,190.75	65,480,276.05	8,558,938.63	26,784,284.57	17,834,249.10	11,602,296.68	64,779,768.98	0.00	1,163,723.95	700,507.07	0.00
PS		30,460,000.00	0.00	30,460,000.00	30,460,000.00	0.00	0.00	0.00	30,460,000.00	5,966,097.75	8,753,272.13	6,771,335.25	8,969,294.87	30,460,000.00	5,919,928.81	8,799,441.07	6,766,385.25	8,930,862.80	30,416,617.93	0.00	0.00	43,382.07	0.00
MOOE		36,184,000.00	0.00	36,184,000.00	36,184,000.00	0.00	0.00	0.00	36,184,000.00	8,944,527.45	13,162,362.87	11,921,489.85	991,895.88	35,020,276.05	2,639,009.82	17,984,843.50	11,067,863.85	2,671,433.88	34,363,151.05	0.00	1,163,723.95	657,125.00	0.00
National Sport for All-Gressroot Centerpiece Program	31010010000200	199,447,000.00	0.00	199,447,000.00	199,447,000.00	0.00	0.00	0.00	199,447,000.00	1,500,000.00	2,184,000.00	15,262,545.00	114,830,995.55	133,777,540.55	1,500,000.00	2,184,000.00	15,262,545.00	104,648,835.55	123,595,380.55	0.00	65,669,459.45	10,182,160.00	0.00
MOOE		199,447,000.00	0.00	199,447,000.00	199,447,000.00	0.00	0.00	0.00	199,447,000.00	1,500,000.00	2,184,000.00	15,262,545.00	114,830,995.55	133,777,540.55	1,500,000.00	2,184,000.00	15,262,545.00	104,648,835.55	123,595,380.55	0.00	65,669,459.45	10,182,160.00	0.00
Project(s)		1,920,000,000.00	0.00	1,920,000,000.00	1,870,000,000.00	0.00	0.00	0.00	1,870,000,000.00	649,452,678.29	153,454,964.83	360,407,394.69	100,125,550.88	1,463,440,588.69	34,067,029.26	965,860,544.60	347,643,458.79	91,237,807.77	1,438,808,840.42	50,000,000.00	406,559,411.31	24,631,748.27	0.00
Locally-Funded Project(s)		1,920,000,000.00	0.00	1,920,000,000.00	1,870,000,000.00	0.00	0.00	0.00	1,870,000,000.00	649,452,678.29	153,454,964.83	360,407,394.69	100,125,550.88	1,463,440,588.69	34,067,029.26	965,860,544.60	347,643,458.79	91,237,807.77	1,438,808,840.42	50,000,000.00	406,559,411.31	24,631,748.27	0.00
Support to Elite Athletes for Paris Olympics	31010020004400	50,000,000.00	0.00	50,000,000.00	50,000,000.00	0.00	0.00	0.00	50,000,000.00	17,103,046.66	11,394,561.87	7,661,938.90	353,329.77	36,512,877.20	14,071,563.26	11,635,119.42	7,661,938.90	1,713,900.00	35,082,521.58	0.00	13,487,122.80	1,430,355.62	0.00
MOOE		50,000,000.00	0.00	50,000,000.00	50,000,000.00	0.00	0.00	0.00	50,000,000.00	17,103,046.66	11,394,561.87	7,661,938.90	353,329.77	36,512,877.20	14,071,563.26	11,635,119.42	7,661,938.90	1,713,900.00	35,082,521.58	0.00	13,487,122.80	1,430,355.62	0.00
Preparation, Training and Participation for the Southeast Asian Games (SEA GAMES)	31010020004500	140,000,000.00	0.00	140,000,000.00	140,000,000.00	0.00	0.00	0.00	140,000,000.00	24,843,913.63	115,134,424.61	(9,477,102.93)	4,867,606.64	135,368,841.95	12,854,648.00	127,123,690.24	(9,961,542.93)	2,809,633.42	132,826,428.73	0.00	4,631,158.05	2,542,413.22	0.00
MOOE		140,000,000.00	0.00	140,000,000.00	140,000,000.00	0.00	0.00	0.00	140,000,000.00	24,843,913.63	115,134,424.61	(9,477,102.93)	4,867,606.64	135,368,841.95	12,854,648.00	127,123,690.24	(9,961,542.93)	2,809,633.42	132,826,428.73	0.00	4,631,158.05	2,542,413.22	0.00
Preparation, Training and Participations for the Asian Games	31010020004600	50,000,000.00	0.00	50,000,000.00	50,000,000.00	0.00	0.00	0.00	50,000,000.00	49,400.00	2,580,852.10	46,300,017.16	(3,649,126.40)	45,281,142.86	0.00	2,630,252.10	39,695,727.76	2,273,875.00	44,599,854.86	0.00	4,718,857.14	681,288.00	0.00
MOOE		50,000,000.00	0.00	50,000,000.00	50,000,000.00	0.00	0.00	0.00	50,000,000.00	49,400.00	2,580,852.10	46,300,017.16	(3,649,126.40)	45,281,142.86	0.00	2,630,252.10	39,695,727.76	2,273,875.00	44,599,854.86	0.00	4,718,857.14	681,288.00	0.00

Department : Other Executive Offices (OEOs)

Agency/Entity : Philippine Sports Commission

Operating Unit : < not applicable >

Organization Code (UACS) : 26 032 0000000

Fund Cluster : 01 - Regular Agency Fund

(e.g. UACS Fund Cluster: 01-Regular Agency Fund, 02-Foreign Assisted Projects Fund, 03-Special Account-Locally Funded/Domestic Grants Fund, and 04-Special Account-Foreign Assisted/Foreign Grants Fund)

X	Current Year Appropriations
	Supplemental Appropriations
	Continuing Appropriations

Particulars	UACS CODE	Appropriations			Allotments			Current Year Obligations					Current Year Disbursements					Balances					
		Authorized Appropriations	Adjustments (Transfer To/From, Modification s/ Augmentation s)	Adjusted Appropriations	Allotments Received	Adjustments (Reductions, Modification s/ Augmentation s)	Transfer To	Transfer From	Adjusted Allotments	1st Quarter Ending March 31	2nd Quarter Ending June 30	3rd Quarter Ending September 30	4th Quarter Ending December 31	Total	1st Quarter Ending March 31	2nd Quarter Ending June 30	3rd Quarter Ending September 30	4th Quarter Ending December 31	Total	Unreleased Appropriations	Unobligated Allotments	Unpaid Obligations (15-20)=(23+24)	
1	2	3	4	5=(3+4)	6	7	8	9	10=(6+(7)+8+9)	11	12	13	14	15=(11+12+13+14)	16	17	18	19	20=(16+17+18+19)	21	22	23	24
Preparation, Training and Participation for the Asian Indoor Martial Arts Games	31010020004700	30,000,000.00	0.00	30,000,000.00	30,000,000.00	0.00	0.00	0.00	30,000,000.00	25,600.00	0.00	824,520.00	11,372,849.85	12,222,969.85	0.00	25,600.00	412,260.00	11,785,109.85	12,222,969.85	0.00	17,777,030.15	0.00	0.00
MOOE		30,000,000.00	0.00	30,000,000.00	30,000,000.00	0.00	0.00	0.00	30,000,000.00	25,600.00	0.00	824,520.00	11,372,849.85	12,222,969.85	0.00	25,600.00	412,260.00	11,785,109.85	12,222,969.85	0.00	17,777,030.15	0.00	0.00
Preparation, Training and Participation for the World Combat Games	31010020004800	30,000,000.00	0.00	30,000,000.00	30,000,000.00	0.00	0.00	0.00	30,000,000.00	19,200.00	818,380.00	0.00	2,648,786.66	3,486,366.66	0.00	837,580.00	0.00	2,267,576.66	3,105,156.66	0.00	26,513,633.34	381,210.00	0.00
MOOE		30,000,000.00	0.00	30,000,000.00	30,000,000.00	0.00	0.00	0.00	30,000,000.00	19,200.00	818,380.00	0.00	2,648,786.66	3,486,366.66	0.00	837,580.00	0.00	2,267,576.66	3,105,156.66	0.00	26,513,633.34	381,210.00	0.00
Preparation, Training and Participation for the Association of National Olympic Committee (ANOC) World Beach Games	31010020004900	30,000,000.00	0.00	30,000,000.00	30,000,000.00	0.00	0.00	0.00	30,000,000.00	4,504,800.00	0.00	0.00	0.00	4,504,800.00	4,485,600.00	19,200.00	0.00	0.00	4,504,800.00	0.00	25,495,200.00	0.00	0.00
MOOE		30,000,000.00	0.00	30,000,000.00	30,000,000.00	0.00	0.00	0.00	30,000,000.00	4,504,800.00	0.00	0.00	0.00	4,504,800.00	4,485,600.00	19,200.00	0.00	0.00	4,504,800.00	0.00	25,495,200.00	0.00	0.00
Preparation, Training and Participations for the Asian Beach Games	31010020005000	30,000,000.00	0.00	30,000,000.00	30,000,000.00	0.00	0.00	0.00	30,000,000.00	0.00	0.00	0.00	0.00	0.00	0.00	0.00	0.00	0.00	0.00	0.00	30,000,000.00	0.00	0.00
MOOE		30,000,000.00	0.00	30,000,000.00	30,000,000.00	0.00	0.00	0.00	30,000,000.00	0.00	0.00	0.00	0.00	0.00	0.00	0.00	0.00	0.00	0.00	0.00	30,000,000.00	0.00	0.00
Preparation, Training and Participation for the ASEAN Para Games 2023	31010020005100	30,000,000.00	0.00	30,000,000.00	30,000,000.00	0.00	0.00	0.00	30,000,000.00	248,418.00	21,192,108.25	4,601,437.50	2,284,658.71	28,326,622.46	115,218.00	21,286,164.84	4,601,437.50	1,842,758.71	27,845,579.05	0.00	1,673,377.54	481,043.41	0.00
MOOE		30,000,000.00	0.00	30,000,000.00	30,000,000.00	0.00	0.00	0.00	30,000,000.00	248,418.00	21,192,108.25	4,601,437.50	2,284,658.71	28,326,622.46	115,218.00	21,286,164.84	4,601,437.50	1,842,758.71	27,845,579.05	0.00	1,673,377.54	481,043.41	0.00
Preparation, Training and Participation for the Asian Para Games 2023	31010020005200	30,000,000.00	0.00	30,000,000.00	30,000,000.00	0.00	0.00	0.00	30,000,000.00	18,300.00	184,638.00	9,188,752.80	18,660,330.30	28,052,021.10	0.00	202,938.00	8,859,155.30	16,504,489.78	25,566,583.08	0.00	1,947,978.90	2,485,438.02	0.00
MOOE		30,000,000.00	0.00	30,000,000.00	30,000,000.00	0.00	0.00	0.00	30,000,000.00	18,300.00	184,638.00	9,188,752.80	18,660,330.30	28,052,021.10	0.00	202,938.00	8,859,155.30	16,504,489.78	25,566,583.08	0.00	1,947,978.90	2,485,438.02	0.00
Operational Expenses for the Hosting of the 2023 FIBA World Cup	31010020005300	200,000,000.00	0.00	200,000,000.00	200,000,000.00	0.00	0.00	0.00	200,000,000.00	160,000,000.00	0.00	40,000,000.00	0.00	200,000,000.00	0.00	160,000,000.00	40,000,000.00	0.00	200,000,000.00	0.00	0.00	0.00	0.00
MOOE		200,000,000.00	0.00	200,000,000.00	200,000,000.00	0.00	0.00	0.00	200,000,000.00	160,000,000.00	0.00	40,000,000.00	0.00	200,000,000.00	0.00	160,000,000.00	40,000,000.00	0.00	200,000,000.00	0.00	0.00	0.00	0.00
Samahang Basketbolista ng Pilipinas - World Cup Promotions	31010020005400	800,000,000.00	0.00	800,000,000.00	800,000,000.00	0.00	0.00	0.00	800,000,000.00	640,000,000.00	0.00	160,000,000.00	0.00	800,000,000.00	0.00	640,000,000.00	160,000,000.00	0.00	800,000,000.00	0.00	0.00	0.00	0.00
MOOE		800,000,000.00	0.00	800,000,000.00	800,000,000.00	0.00	0.00	0.00	800,000,000.00	640,000,000.00	0.00	160,000,000.00	0.00	800,000,000.00	0.00	640,000,000.00	160,000,000.00	0.00	800,000,000.00	0.00	0.00	0.00	0.00
Financial Assistance to Athletes	31010020005500	230,000,000.00	0.00	230,000,000.00	230,000,000.00	0.00	0.00	0.00	230,000,000.00	2,640,000.00	2,150,000.00	8,682,000.00	50,354,956.42	63,826,956.42	2,540,000.00	2,100,000.00	7,290,000.00	35,266,956.42	47,196,956.42	0.00	166,173,043.58	16,630,000.00	0.00
MOOE		230,000,000.00	0.00	230,000,000.00	230,000,000.00	0.00	0.00	0.00	230,000,000.00	2,640,000.00	2,150,000.00	8,682,000.00	50,354,956.42	63,826,956.42	2,540,000.00	2,100,000.00	7,290,000.00	35,266,956.42	47,196,956.42	0.00	166,173,043.58	16,630,000.00	0.00
Training and Support for the Philippine Swimming, Inc. (PSI)	31010020005600	10,000,000.00	0.00	10,000,000.00	10,000,000.00	0.00	0.00	0.00	10,000,000.00	0.00	0.00	0.00	10,000,000.00	10,000,000.00	0.00	0.00	0.00	10,000,000.00	10,000,000.00	0.00	0.00	0.00	0.00
MOOE		10,000,000.00	0.00	10,000,000.00	10,000,000.00	0.00	0.00	0.00	10,000,000.00	0.00	0.00	0.00	10,000,000.00	10,000,000.00	0.00	0.00	0.00	10,000,000.00	10,000,000.00	0.00	0.00	0.00	0.00
Advance Research and Development in Sport Sciences and Sports Technology	31010020005700	30,000,000.00	0.00	30,000,000.00	0.00	0.00	0.00	0.00	0.00	0.00	0.00	0.00	0.00	0.00	0.00	0.00	0.00	0.00	0.00	0.00	30,000,000.00	0.00	0.00
MOOE		30,000,000.00	0.00	30,000,000.00	0.00	0.00	0.00	0.00	0.00	0.00	0.00	0.00	0.00	0.00	0.00	0.00	0.00	0.00	0.00	0.00	30,000,000.00	0.00	0.00
Sports Infrastructure Program	31010020005800	10,000,000.00	0.00	10,000,000.00	0.00	0.00	0.00	0.00	0.00	0.00	0.00	0.00	0.00	0.00	0.00	0.00	0.00	0.00	0.00	0.00	10,000,000.00	0.00	0.00
MOOE		10,000,000.00	0.00	10,000,000.00	0.00	0.00	0.00	0.00	0.00	0.00	0.00	0.00	0.00	0.00	0.00	0.00	0.00	0.00	0.00	0.00	10,000,000.00	0.00	0.00
Training, Seminars, Competition for Arts	31010020005900	10,000,000.00	0.00	10,000,000.00	0.00	0.00	0.00	0.00	0.00	0.00	0.00	0.00	0.00	0.00	0.00	0.00	0.00	0.00	0.00	0.00	10,000,000.00	0.00	0.00
MOOE		10,000,000.00	0.00	10,000,000.00	0.00	0.00	0.00	0.00	0.00	0.00	0.00	0.00	0.00	0.00	0.00	0.00	0.00	0.00	0.00	0.00	10,000,000.00	0.00	0.00
Volleyball Nations League	31010020006000	10,000,000.00	0.00	10,000,000.00	10,000,000.00	0.00	0.00	0.00	10,000,000.00	0.00	0.00	10,000,000.00	0.00	10,000,000.00	0.00	0.00	0.00	10,000,000.00	10,000,000.00	0.00	0.00	0.00	0.00
MOOE		10,000,000.00	0.00	10,000,000.00	10,000,000.00	0.00	0.00	0.00	10,000,000.00	0.00	0.00	10,000,000.00	0.00	10,000,000.00	0.00	0.00	0.00	10,000,000.00	10,000,000.00	0.00	0.00	0.00	0.00

Department : Other Executive Offices (OEOs)
 Agency/Entity : Philippine Sports Commission
 Operating Unit : < not applicable >
 Organization Code (UACS) : 26 032 0000000
 Fund Cluster : 01 - Regular Agency Fund

X	Current Year Appropriations
	Supplemental Appropriations
	Continuing Appropriations

(e.g. UACS Fund Cluster: 01-Regular Agency Fund, 02-Foreign Assisted Projects Fund, 03-Special Account-Locally Funded/Domestic Grants Fund, and 04-Special Account-Foreign Assisted/Foreign Grants Fund)

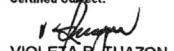
Particulars	UACS CODE	Appropriations			Allotments					Current Year Obligations					Current Year Disbursements					Balances				
		Authorized Appropriations	Adjustments (Transfer To/From, Modification/s/ Augmentations)	Adjusted Appropriations	Allotments Received	Adjustments (Reductions, Modification/s/ Augmentations)	Transfer To	Transfer From	Adjusted Allotments	1st Quarter Ending March 31	2nd Quarter Ending June 30	3rd Quarter Ending September 30	4th Quarter Ending December 31	Total	1st Quarter Ending March 31	2nd Quarter Ending June 30	3rd Quarter Ending September 30	4th Quarter Ending December 31	Total	Unreleased Appropriations	Unobligated Allotments	Unpaid Obligations (15-20)=(23+24)		
1	2	3	4	5=(3+4)	6	7	8	9	10=(6+(7)-8+9)	11	12	13	14	15=(11+12+13+14)	16	17	18	19	20=(16+17+18+19)	21	22	23	24	
Preparation, Training and Support for Samahang Kickboxing	31010020006100	10,000,000.00	0.00	10,000,000.00	10,000,000.00	0.00	0.00	0.00	10,000,000.00	0.00	0.00	0.00	0.00	0.00	0.00	0.00	0.00	0.00	0.00	0.00	0.00	10,000,000.00	0.00	0.00
MOOE		10,000,000.00	0.00	10,000,000.00	10,000,000.00	0.00	0.00	0.00	10,000,000.00	0.00	0.00	0.00	0.00	0.00	0.00	0.00	0.00	0.00	0.00	0.00	0.00	10,000,000.00	0.00	0.00
Philippine ROTC Games	31010020006200	40,000,000.00	0.00	40,000,000.00	40,000,000.00	0.00	0.00	0.00	40,000,000.00	0.00	0.00	32,625,831.26	3,182,158.93	35,807,990.19	0.00	0.00	29,084,482.26	6,723,507.93	35,807,990.19	0.00	4,192,009.81	0.00	0.00	
MOOE		40,000,000.00	0.00	40,000,000.00	40,000,000.00	0.00	0.00	0.00	40,000,000.00	0.00	0.00	32,625,831.26	3,182,158.93	35,807,990.19	0.00	0.00	29,084,482.26	6,723,507.93	35,807,990.19	0.00	4,192,009.81	0.00	0.00	
Financial Assistance in Support of Community Sports Development and Sportsfest	31010020006300	150,000,000.00	0.00	150,000,000.00	150,000,000.00	0.00	0.00	0.00	150,000,000.00	0.00	0.00	50,000,000.00	50,000.00	50,050,000.00	0.00	0.00	50,000,000.00	50,000.00	50,050,000.00	0.00	99,950,000.00	0.00	0.00	
MOOE		150,000,000.00	0.00	150,000,000.00	150,000,000.00	0.00	0.00	0.00	150,000,000.00	0.00	0.00	50,000,000.00	50,000.00	50,050,000.00	0.00	0.00	50,000,000.00	50,000.00	50,050,000.00	0.00	99,950,000.00	0.00	0.00	
Sub-Total, Operations		2,186,091,000.00	0.00	2,186,091,000.00	2,136,091,000.00	0.00	0.00	0.00	2,136,091,000.00	865,863,303.49	177,554,599.83	394,362,764.79	224,917,737.18	1,662,699,405.29	44,125,967.89	994,828,829.17	380,740,252.89	207,488,940.00	1,627,183,989.95	50,000,000.00	473,392,594.71	35,514,415.34	0.00	
PS		30,460,000.00	0.00	30,460,000.00	30,460,000.00	0.00	0.00	0.00	30,460,000.00	5,966,097.75	8,753,272.13	6,771,335.25	8,969,294.87	30,460,000.00	5,919,928.81	8,799,441.07	6,766,385.25	8,930,862.80	30,416,617.93	0.00	473,392,594.71	35,471,033.27	0.00	
MOOE		2,155,631,000.00	0.00	2,155,631,000.00	2,105,631,000.00	0.00	0.00	0.00	2,105,631,000.00	859,897,205.74	168,801,327.70	387,591,429.54	215,948,442.31	1,632,238,405.29	38,206,039.08	986,029,388.10	373,973,867.64	198,558,077.20	1,596,767,372.02	50,000,000.00	473,392,594.71	35,471,033.27	0.00	
FinEx (if Applicable)		0.00	0.00	0.00	0.00	0.00	0.00	0.00	0.00	0.00	0.00	0.00	0.00	0.00	0.00	0.00	0.00	0.00	0.00	0.00	0.00	0.00	0.00	0.00
CO		0.00	0.00	0.00	0.00	0.00	0.00	0.00	0.00	0.00	0.00	0.00	0.00	0.00	0.00	0.00	0.00	0.00	0.00	0.00	0.00	0.00	0.00	0.00
Sub-Total, I. Agency Specific Budget		2,276,700,000.00	0.00	2,276,700,000.00	2,226,700,000.00	0.00	0.00	0.00	2,226,700,000.00	885,122,809.14	207,430,379.95	413,868,315.58	241,838,640.32	1,748,260,144.99	56,001,840.55	1,031,668,871.95	400,402,590.88	224,283,918.67	1,712,277,022.25	50,000,000.00	478,439,855.81	35,983,122.74	0.00	
PS		72,583,000.00	0.00	72,583,000.00	72,583,000.00	0.00	0.00	0.00	72,583,000.00	13,890,051.17	19,329,530.41	15,225,260.52	24,135,174.08	72,580,016.18	13,796,568.45	19,423,013.13	15,215,360.52	24,058,109.94	72,493,052.04	0.00	2,983.82	86,964.14	0.00	
MOOE		2,199,117,000.00	0.00	2,199,117,000.00	2,149,117,000.00	0.00	0.00	0.00	2,149,117,000.00	871,232,757.97	188,100,849.54	398,643,055.06	217,703,466.24	1,675,680,128.81	42,205,272.10	1,012,245,858.82	385,187,229.56	200,145,809.73	1,639,783,970.21	50,000,000.00	473,436,871.19	35,896,158.60	0.00	
FinEx (if Applicable)		0.00	0.00	0.00	0.00	0.00	0.00	0.00	0.00	0.00	0.00	0.00	0.00	0.00	0.00	0.00	0.00	0.00	0.00	0.00	0.00	0.00	0.00	0.00
CO		5,000,000.00	0.00	5,000,000.00	5,000,000.00	0.00	0.00	0.00	5,000,000.00	0.00	0.00	0.00	0.00	0.00	0.00	0.00	0.00	0.00	0.00	0.00	5,000,000.00	0.00	0.00	0.00
II. Automatic Appropriations		6,655,000.00	0.00	6,655,000.00	6,655,000.00	0.00	0.00	0.00	6,655,000.00	1,425,783.50	1,491,082.71	1,528,654.95	1,537,765.77	5,983,286.93	941,032.97	1,975,833.24	1,039,337.55	2,027,083.17	5,983,286.93	0.00	671,713.07	0.00	0.00	
Specific Budgets of National Government Agencies		6,655,000.00	0.00	6,655,000.00	6,655,000.00	0.00	0.00	0.00	6,655,000.00	1,425,783.50	1,491,082.71	1,528,654.95	1,537,765.77	5,983,286.93	941,032.97	1,975,833.24	1,039,337.55	2,027,083.17	5,983,286.93	0.00	671,713.07	0.00	0.00	
Retirement and Life Insurance Premiums		6,655,000.00	0.00	6,655,000.00	6,655,000.00	0.00	0.00	0.00	6,655,000.00	1,425,783.50	1,491,082.71	1,528,654.95	1,537,765.77	5,983,286.93	941,032.97	1,975,833.24	1,039,337.55	2,027,083.17	5,983,286.93	0.00	671,713.07	0.00	0.00	
PS		6,655,000.00	0.00	6,655,000.00	6,655,000.00	0.00	0.00	0.00	6,655,000.00	1,425,783.50	1,491,082.71	1,528,654.95	1,537,765.77	5,983,286.93	941,032.97	1,975,833.24	1,039,337.55	2,027,083.17	5,983,286.93	0.00	671,713.07	0.00	0.00	
Sub-total II. Automatic Appropriations		6,655,000.00	0.00	6,655,000.00	6,655,000.00	0.00	0.00	0.00	6,655,000.00	1,425,783.50	1,491,082.71	1,528,654.95	1,537,765.77	5,983,286.93	941,032.97	1,975,833.24	1,039,337.55	2,027,083.17	5,983,286.93	0.00	671,713.07	0.00	0.00	
PS		6,655,000.00	0.00	6,655,000.00	6,655,000.00	0.00	0.00	0.00	6,655,000.00	1,425,783.50	1,491,082.71	1,528,654.95	1,537,765.77	5,983,286.93	941,032.97	1,975,833.24	1,039,337.55	2,027,083.17	5,983,286.93	0.00	671,713.07	0.00	0.00	
MOOE		0.00	0.00	0.00	0.00	0.00	0.00	0.00	0.00	0.00	0.00	0.00	0.00	0.00	0.00	0.00	0.00	0.00	0.00	0.00	0.00	0.00	0.00	
FinEx		0.00	0.00	0.00	0.00	0.00	0.00	0.00	0.00	0.00	0.00	0.00	0.00	0.00	0.00	0.00	0.00	0.00	0.00	0.00	0.00	0.00	0.00	
CO		0.00	0.00	0.00	0.00	0.00	0.00	0.00	0.00	0.00	0.00	0.00	0.00	0.00	0.00	0.00	0.00	0.00	0.00	0.00	0.00	0.00	0.00	
III. Special Purpose Fund		0.00	4,449,174.00	4,449,174.00	0.00	4,449,174.00	0.00	0.00	4,449,174.00	4,089,834.84	0.00	0.00	359,337.04	4,449,171.88	4,089,834.84	0.00	0.00	298,994.27	4,388,829.11	0.00	2.12	60,342.77	0.00	
Pension and Gratuity Fund		0.00	4,449,174.00	4,449,174.00	0.00	4,449,174.00	0.00	0.00	4,449,174.00	4,089,834.84	0.00	0.00	359,337.04	4,449,171.88	4,089,834.84	0.00	0.00	298,994.27	4,388,829.11	0.00	2.12	60,342.77	0.00	
PS		0.00	4,449,174.00	4,449,174.00	0.00	4,449,174.00	0.00	0.00	4,449,174.00	4,089,834.84	0.00	0.00	359,337.04	4,449,171.88	4,089,834.84	0.00	0.00	298,994.27	4,388,829.11	0.00	2.12	60,342.77	0.00	


Department : Other Executive Offices (OEOs)
 Agency/Entity : Philippine Sports Commission
 Operating Unit : < not applicable >
 Organization Code (UACS) : 26 032 0000000
 Fund Cluster : 01 - Regular Agency Fund

X	Current Year Appropriations
	Supplemental Appropriations
	Continuing Appropriations

(e.g. UACS Fund Cluster: 01-Regular Agency Fund, 02-Foreign Assisted Projects Fund, 03-Special Account-Locally Funded/Domestic Grants Fund, and 04-Special Account-Foreign Assisted/Foreign Grants Fund)

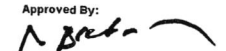
Particulars	UACS CODE	Appropriations			Allotments		Current Year Obligations					Current Year Disbursements					Balances						
		Authorized Appropriations	Adjustments (Transfer To/From, Modification s/ Augmentations)	Adjusted Appropriations	Allotments Received	Adjustments (Reductions, Modification s/ Augmentations)	Transfer To	Transfer From	Adjusted Allotments	1st Quarter Ending March 31	2nd Quarter Ending June 30	3rd Quarter Ending September 30	4th Quarter Ending December 31	Total	1st Quarter Ending March 31	2nd Quarter Ending June 30	3rd Quarter Ending September 30	4th Quarter Ending December 31	Total	Unreleased Appropriations	Unobligated Allotments	Unpaid Obligations (15-20)=(23+24)	
1	2	3	4	5=(3+4)	6	7	8	9	10=(6+(37)+9)	11	12	13	14	15=(11+12+13+14)	16	17	18	19	20=(16+17+18+19)	21	22	23	24
Sub-Total III. Special Purpose Fund		0.00	4,449,174.00	4,449,174.00	0.00	4,449,174.00	0.00	0.00	4,449,174.00	4,089,834.84	0.00	0.00	359,337.04	4,449,171.88	4,089,834.84	0.00	0.00	298,994.27	4,388,829.11	0.00	2.12	60,342.77	0.00
PS		0.00	4,449,174.00	4,449,174.00	0.00	4,449,174.00	0.00	0.00	4,449,174.00	4,089,834.84	0.00	0.00	359,337.04	4,449,171.88	4,089,834.84	0.00	0.00	298,994.27	4,388,829.11	0.00	2.12	60,342.77	0.00
MOOE		0.00	0.00	0.00	0.00	0.00	0.00	0.00	0.00	0.00	0.00	0.00	0.00	0.00	0.00	0.00	0.00	0.00	0.00	0.00	0.00	0.00	0.00
FinEx		0.00	0.00	0.00	0.00	0.00	0.00	0.00	0.00	0.00	0.00	0.00	0.00	0.00	0.00	0.00	0.00	0.00	0.00	0.00	0.00	0.00	0.00
CO		0.00	0.00	0.00	0.00	0.00	0.00	0.00	0.00	0.00	0.00	0.00	0.00	0.00	0.00	0.00	0.00	0.00	0.00	0.00	0.00	0.00	0.00
IV. Reversion of the Unobligated Allotments charged against R.A. Nos. 11465 and 11494		0.00	0.00	0.00	0.00	0.00	0.00	0.00	0.00	0.00	0.00	0.00	0.00	0.00	0.00	0.00	0.00	0.00	0.00	0.00	0.00	0.00	0.00
GRAND TOTAL		2,283,355,000.00	4,449,174.00	2,287,804,174.00	2,233,355,000.00	4,449,174.00	0.00	0.00	2,237,804,174.00	890,638,427.48	208,921,462.66	415,396,970.53	243,795,743.13	1,758,692,063.80	61,932,708.36	1,033,644,505.19	401,441,927.63	226,529,997.11	1,722,649,138.29	50,000,000.00	479,111,570.20	36,043,465.51	0.00
PS		79,238,000.00	4,449,174.00	83,687,174.00	79,238,000.00	4,449,174.00	0.00	0.00	83,687,174.00	19,405,669.51	20,820,613.12	16,753,915.47	26,032,276.89	83,012,474.99	18,827,436.26	21,398,846.37	16,254,698.07	26,384,187.38	82,865,168.08	0.00	674,699.01	147,306.91	0.00
MOOE		2,199,117,000.00	0.00	2,199,117,000.00	2,149,117,000.00	0.00	0.00	2,149,117,000.00	871,232,757.97	188,100,849.54	398,643,055.06	217,703,466.24	1,675,680,128.81	42,205,272.10	1,012,245,658.82	385,187,229.56	200,145,809.73	1,639,783,970.21	50,000,000.00	473,436,871.19	35,896,158.60	0.00	
CO		5,000,000.00	0.00	5,000,000.00	5,000,000.00	0.00	0.00	5,000,000.00	0.00	0.00	0.00	0.00	0.00	0.00	0.00	0.00	0.00	0.00	0.00	5,000,000.00	0.00	0.00	
Recapitulation by OO:																							
I. Agency Specific Budget		2,186,091,000.00	0.00	2,186,091,000.00	2,136,091,000.00	0.00	0.00	0.00	2,136,091,000.00	865,863,303.49	177,554,599.83	394,362,764.79	224,917,737.18	1,662,698,405.29	44,125,967.89	994,826,829.17	380,740,252.89	207,488,940.00	1,627,183,989.95	50,000,000.00	473,392,594.71	35,514,415.34	0.00
AMATEUR SPORTS DEVELOPMENT PROGRAM		2,186,091,000.00	0.00	2,186,091,000.00	2,136,091,000.00	0.00	0.00	0.00	2,136,091,000.00	865,863,303.49	177,554,599.83	394,362,764.79	224,917,737.18	1,662,698,405.29	44,125,967.89	994,826,829.17	380,740,252.89	207,488,940.00	1,627,183,989.95	50,000,000.00	473,392,594.71	35,514,415.34	0.00

Certified Correct:

 VIOLETA R. TUAZON
 Chief, Budget Division
 Date:

Certified Correct:

 ERIK JEAN A. MAYORES
 Chief Accountant
 Date:

Recommendation Approval By:

 PAULO FRANCISCO C. TATAD
 Executive Director
 Date:

Approved By:

 RICHARD E. BACHMANN
 Chairman
 Date:

STATEMENT OF APPROPRIATIONS, ALLOTMENTS, OBLIGATIONS, DISBURSEMENTS AND BALANCES
As at the Quarter Ending December 31, 2023

Department : Other Executive Offices (OEOs)
Agency/Entity : Philippine Sports Commission
Operating Unit : < not applicable >
Organization Code (UACS) : 26 032 0000000
Fund Cluster : 01 - Regular Agency Fund

	Current Year Appropriations
	Supplemental Appropriations
X	Continuing Appropriations

(e.g. UACS Fund Cluster: 01-Regular Agency Fund, 02-Foreign Assisted Projects Fund, 03-Special Account-Locally Funded/Domestic Grants Fund, and 04-Special Account-Foreign Assisted/Foreign Grants Fund)

Particulars	UACS CODE	Appropriations			Allotments					Current Year Obligations					Current Year Disbursements					Balances			
		Authorized Appropriations	Adjustments (Transfer To/From, Modification/s/ Augmentations)	Adjusted Appropriations	Allotments Received	Adjustments (Reductions, Modification/s/ Augmentations)	Transfer To	Transfer From	Adjusted Allotments	1st Quarter Ending March 31	2nd Quarter Ending June 30	3rd Quarter Ending September 30	4th Quarter Ending December 31	Total	1st Quarter Ending March 31	2nd Quarter Ending June 30	3rd Quarter Ending September 30	4th Quarter Ending December 31	Total	Unreleased Appropriations	Unobligated Allotments	Unpaid Obligations (15-20)=(23+24)	
1	2	3	4	5=(3+4)	6	7	8	9	10=(6+(-7)+8+9)	11	12	13	14	15=(11+12+13+14)	16	17	18	19	20=(16+17+18+19)	21=(5-10)	22=(10-15)	23	24
I. Agency Specific Budget		332,608,233.17	0.00	332,608,233.17	317,608,233.17	0.00	0.00	0.00	317,608,233.17	13,050,668.20	32,068,714.46	50,925,110.74	17,148,015.59	113,192,508.99	7,843,883.20	35,461,605.26	44,014,180.55	23,886,183.48	111,205,652.48	15,000,000.00	204,415,214.18	1,986,856.50	0.00
General Administration and Support	1000000000000000	14,455.03	0.00	14,455.03	14,455.03	0.00	0.00	0.00	14,455.03	13,945.28	0.00	0.00	0.00	13,945.28	13,945.28	0.00	0.00	0.00	13,945.28	0.00	509.75	0.00	0.00
General Management and Supervision	100000100001000	14,455.03	0.00	14,455.03	14,455.03	0.00	0.00	0.00	14,455.03	13,945.28	0.00	0.00	0.00	13,945.28	13,945.28	0.00	0.00	0.00	13,945.28	0.00	509.75	0.00	0.00
MOOE		14,455.03	0.00	14,455.03	14,455.03	0.00	0.00	0.00	14,455.03	13,945.28	0.00	0.00	0.00	13,945.28	13,945.28	0.00	0.00	0.00	13,945.28	0.00	509.75	0.00	0.00
Sub-Total, General Administration and Support		14,455.03	0.00	14,455.03	14,455.03	0.00	0.00	0.00	14,455.03	13,945.28	0.00	0.00	0.00	13,945.28	13,945.28	0.00	0.00	0.00	13,945.28	0.00	509.75	0.00	0.00
PS		0.00	0.00	0.00	0.00	0.00	0.00	0.00	0.00	0.00	0.00	0.00	0.00	0.00	0.00	0.00	0.00	0.00	0.00	0.00	0.00	0.00	0.00
MOOE		14,455.03	0.00	14,455.03	14,455.03	0.00	0.00	0.00	14,455.03	13,945.28	0.00	0.00	0.00	13,945.28	13,945.28	0.00	0.00	0.00	13,945.28	0.00	509.75	0.00	0.00
FinEx (if Applicable)		0.00	0.00	0.00	0.00	0.00	0.00	0.00	0.00	0.00	0.00	0.00	0.00	0.00	0.00	0.00	0.00	0.00	0.00	0.00	0.00	0.00	0.00
CO		0.00	0.00	0.00	0.00	0.00	0.00	0.00	0.00	0.00	0.00	0.00	0.00	0.00	0.00	0.00	0.00	0.00	0.00	0.00	0.00	0.00	0.00
Operations	3000000000000000	332,593,778.14	0.00	332,593,778.14	317,593,778.14	0.00	0.00	0.00	317,593,778.14	13,036,722.92	32,068,714.46	50,925,110.74	17,148,015.59	113,178,563.71	7,829,737.92	35,461,605.26	44,014,180.55	23,886,183.48	111,191,707.21	15,000,000.00	204,415,214.43	1,986,856.50	0.00
OO : Source of athletic talents widened		332,593,778.14	0.00	332,593,778.14	317,593,778.14	0.00	0.00	0.00	317,593,778.14	13,036,722.92	32,068,714.46	50,925,110.74	17,148,015.59	113,178,563.71	7,829,737.92	35,461,605.26	44,014,180.55	23,886,183.48	111,191,707.21	15,000,000.00	204,415,214.43	1,986,856.50	0.00
AMATEUR SPORTS DEVELOPMENT PROGRAM		332,593,778.14	0.00	332,593,778.14	317,593,778.14	0.00	0.00	0.00	317,593,778.14	13,036,722.92	32,068,714.46	50,925,110.74	17,148,015.59	113,178,563.71	7,829,737.92	35,461,605.26	44,014,180.55	23,886,183.48	111,191,707.21	15,000,000.00	204,415,214.43	1,986,856.50	0.00
Policy and Program Formulation and Amateur Sport Development and Promotion	310100100001000	243,298.12	0.00	243,298.12	243,298.12	0.00	0.00	0.00	243,298.12	237,014.34	0.00	0.00	0.00	237,014.34	73,764.34	163,250.00	0.00	0.00	237,014.34	0.00	6,283.78	0.00	0.00
MOOE		243,298.12	0.00	243,298.12	243,298.12	0.00	0.00	0.00	243,298.12	237,014.34	0.00	0.00	0.00	237,014.34	73,764.34	163,250.00	0.00	0.00	237,014.34	0.00	6,283.78	0.00	0.00
National Sport for All-Grassroot Centerpiece Program	310100100002000	35,176,884.00	0.00	35,176,884.00	35,176,884.00	0.00	0.00	0.00	35,176,884.00	5,938,227.00	10,296,080.00	15,123,945.00	3,538,845.00	34,897,097.00	4,954,772.00	11,279,535.00	15,066,945.00	3,430,245.00	34,731,497.00	0.00	279,787.00	165,600.00	0.00
MOOE		35,176,884.00	0.00	35,176,884.00	35,176,884.00	0.00	0.00	0.00	35,176,884.00	5,938,227.00	10,296,080.00	15,123,945.00	3,538,845.00	34,897,097.00	4,954,772.00	11,279,535.00	15,066,945.00	3,430,245.00	34,731,497.00	0.00	279,787.00	165,600.00	0.00
Locally-Funded Project(s)		297,173,596.02	0.00	297,173,596.02	282,173,596.02	0.00	0.00	0.00	282,173,596.02	6,861,481.59	21,772,634.46	35,801,165.74	13,609,170.59	78,044,452.37	2,801,201.58	24,018,820.26	28,947,235.55	20,455,938.48	76,223,195.87	15,000,000.00	204,129,143.65	1,821,256.50	0.00
Preparation and drafting of the Master Development Plan for the Philippine Sports Training Center (PSTC)	310100200033000	75,000,000.00	0.00	75,000,000.00	75,000,000.00	0.00	0.00	0.00	75,000,000.00	0.00	0.00	0.00	0.00	0.00	0.00	0.00	0.00	0.00	0.00	0.00	75,000,000.00	0.00	0.00
MOOE		75,000,000.00	0.00	75,000,000.00	75,000,000.00	0.00	0.00	0.00	75,000,000.00	0.00	0.00	0.00	0.00	0.00	0.00	0.00	0.00	0.00	0.00	0.00	75,000,000.00	0.00	0.00
Site Development of the Philippine Sports Training Center (PSTC)	310100200034000	125,000,000.00	0.00	125,000,000.00	125,000,000.00	0.00	0.00	0.00	125,000,000.00	0.00	0.00	0.00	0.00	0.00	0.00	0.00	0.00	0.00	0.00	0.00	125,000,000.00	0.00	0.00
MOOE		125,000,000.00	0.00	125,000,000.00	125,000,000.00	0.00	0.00	0.00	125,000,000.00	0.00	0.00	0.00	0.00	0.00	0.00	0.00	0.00	0.00	0.00	0.00	125,000,000.00	0.00	0.00
Preparation, Training and Support for the Samahang Kickboxing na Philippines	310100200036000	3,000,000.00	0.00	3,000,000.00	3,000,000.00	0.00	0.00	0.00	3,000,000.00	0.00	0.00	0.00	3,000,000.00	3,000,000.00	0.00	0.00	0.00	3,000,000.00	3,000,000.00	0.00	0.00	0.00	0.00
MOOE		3,000,000.00	0.00	3,000,000.00	3,000,000.00	0.00	0.00	0.00	3,000,000.00	0.00	0.00	0.00	3,000,000.00	3,000,000.00	0.00	0.00	0.00	3,000,000.00	3,000,000.00	0.00	0.00	0.00	0.00
Preparation, Training and Participation for the 19th Asian Games, Hangzhou, China	310100200038000	24,878,621.90	0.00	24,878,621.90	24,878,621.90	0.00	0.00	0.00	24,878,621.90	2,576,000.00	2,154,732.03	14,804,750.10	4,400,752.61	23,936,234.74	0.00	4,730,732.03	13,967,250.10	5,238,252.61	23,936,234.74	0.00	942,387.16	0.00	0.00
MOOE		24,878,621.90	0.00	24,878,621.90	24,878,621.90	0.00	0.00	0.00	24,878,621.90	2,576,000.00	2,154,732.03	14,804,750.10	4,400,752.61	23,936,234.74	0.00	4,730,732.03	13,967,250.10	5,238,252.61	23,936,234.74	0.00	942,387.16	0.00	0.00
Preparation, Training and Participation for the Southeast Asian Games, Hanoi, Vietnam	310100200039000	983,298.93	0.00	983,298.93	983,298.93	0.00	0.00	0.00	983,298.93	923,046.18	50,335.00	0.00	0.00	973,381.18	373,046.18	569,200.00	31,135.00	0.00	973,381.18	0.00	9,917.75	0.00	0.00
MOOE		983,298.93	0.00	983,298.93	983,298.93	0.00	0.00	0.00	983,298.93	923,046.18	50,335.00	0.00	0.00	973,381.18	373,046.18	569,200.00	31,135.00	0.00	973,381.18	0.00	9,917.75	0.00	0.00
5th Asian Youth Games, Shantou City, China	310100200040000	15,000,000.00	0.00	15,000,000.00	0.00	0.00	0.00	0.00	0.00	0.00	0.00	0.00	0.00	0.00	0.00	0.00	0.00	0.00	0.00	15,000,000.00	0.00	0.00	0.00

Department : Other Executive Offices (OEOs)
 Agency/Entity : Philippine Sports Commission
 Operating Unit : < not applicable >
 Organization Code (UACS) : 26 032 000000
 Fund Cluster : 01 - Regular Agency Fund
 (e.g. UACS Fund Cluster: 01-Regular Agency Fund, 02-Foreign Assisted Projects Fund, 03-Special Account-Locally Funded/Domestic Grants Fund, and 04-Special Account-Foreign Assisted/Foreign Grants Fund)

	Current Year Appropriations
	Supplemental Appropriations
X	Continuing Appropriations

Particulars	UACS CODE	Appropriations			Allotments			Current Year Obligations					Current Year Disbursements					Balances						
		Authorized Appropriations	Adjustments (Transfer To/From, Modification s/ Augmentations)	Adjusted Appropriations	Allotments Received	Adjustments (Reductions, Modification s/ Augmentations)	Transfer To	Transfer From	Adjusted Allotments	1st Quarter Ending March 31	2nd Quarter Ending June 30	3rd Quarter Ending September 30	4th Quarter Ending December 31	Total	1st Quarter Ending March 31	2nd Quarter Ending June 30	3rd Quarter Ending September 30	4th Quarter Ending December 31	Total	Unreleased Appropriations	Unobligated Allotments	Unpaid Obligations (15-20)=(23+24)		
1	2	3	4	5=(3+4)	6	7	8	9	10=(8+(-17)-8+9)	11	12	13	14	15=(11+12+13+14)	16	17	18	19	20=(16+17+18+19)	21=(5-10)	22=(10-15)	23	24	
MOOE		15,000,000.00	0.00	15,000,000.00	0.00	0.00	0.00	0.00	0.00	0.00	0.00	0.00	0.00	0.00	0.00	0.00	0.00	0.00	0.00	0.00	15,000,000.00	0.00	0.00	0.00
6th Asian Indoor Martial Arts Games, Bangkok, Thailand	310100200041000	46,445,146.79	0.00	46,445,146.79	46,445,146.79	0.00	0.00	0.00	46,445,146.79	2,947,479.05	17,550,226.53	20,509,999.09	3,965,146.63	44,972,851.30	2,137,479.05	16,697,726.53	14,373,974.70	10,784,586.65	43,993,766.93	0.00	1,472,295.49	979,084.37	0.00	
MOOE		46,445,146.79	0.00	46,445,146.79	46,445,146.79	0.00	0.00	0.00	46,445,146.79	2,947,479.05	17,550,226.53	20,509,999.09	3,965,146.63	44,972,851.30	2,137,479.05	16,697,726.53	14,373,974.70	10,784,586.65	43,993,766.93	0.00	1,472,295.49	979,084.37	0.00	
Philippine National Anti-Doping Organization (PH-NADO)	310100200043000	6,866,528.40	0.00	6,866,528.40	6,866,528.40	0.00	0.00	0.00	6,866,528.40	414,956.35	2,017,340.90	486,416.55	2,243,271.35	5,161,985.15	290,676.35	2,021,161.70	574,875.75	1,433,099.22	4,319,813.02	0.00	1,704,543.25	842,172.13	0.00	
MOOE		6,866,528.40	0.00	6,866,528.40	6,866,528.40	0.00	0.00	0.00	6,866,528.40	414,956.35	2,017,340.90	486,416.55	2,243,271.35	5,161,985.15	290,676.35	2,021,161.70	574,875.75	1,433,099.22	4,319,813.02	0.00	1,704,543.25	842,172.13	0.00	
Sub-Total, Operations		332,593,778.14	0.00	332,593,778.14	317,593,778.14	0.00	0.00	0.00	317,593,778.14	13,036,722.92	32,068,714.46	50,925,110.74	17,148,015.59	113,178,563.71	7,829,737.92	35,461,605.26	44,014,180.55	23,886,183.48	111,191,707.21	15,000,000.00	204,415,214.43	1,986,856.50	0.00	
PS		0.00	0.00	0.00	0.00	0.00	0.00	0.00	0.00	0.00	0.00	0.00	0.00	0.00	0.00	0.00	0.00	0.00	0.00	0.00	0.00	0.00	0.00	
MOOE		332,593,778.14	0.00	332,593,778.14	317,593,778.14	0.00	0.00	0.00	317,593,778.14	13,036,722.92	32,068,714.46	50,925,110.74	17,148,015.59	113,178,563.71	7,829,737.92	35,461,605.26	44,014,180.55	23,886,183.48	111,191,707.21	15,000,000.00	204,415,214.43	1,986,856.50	0.00	
FinEx (if Applicable)		0.00	0.00	0.00	0.00	0.00	0.00	0.00	0.00	0.00	0.00	0.00	0.00	0.00	0.00	0.00	0.00	0.00	0.00	0.00	0.00	0.00	0.00	
CO		0.00	0.00	0.00	0.00	0.00	0.00	0.00	0.00	0.00	0.00	0.00	0.00	0.00	0.00	0.00	0.00	0.00	0.00	0.00	0.00	0.00	0.00	
Sub-Total, I. Agency Specific Budget		332,608,233.17	0.00	332,608,233.17	317,608,233.17	0.00	0.00	0.00	317,608,233.17	13,050,668.20	32,068,714.46	50,925,110.74	17,148,015.59	113,192,508.99	7,843,683.20	35,461,605.26	44,014,180.55	23,886,183.48	111,205,652.49	15,000,000.00	204,415,724.18	1,986,856.50	0.00	
PS		0.00	0.00	0.00	0.00	0.00	0.00	0.00	0.00	0.00	0.00	0.00	0.00	0.00	0.00	0.00	0.00	0.00	0.00	0.00	0.00	0.00	0.00	
MOOE		332,608,233.17	0.00	332,608,233.17	317,608,233.17	0.00	0.00	0.00	317,608,233.17	13,050,668.20	32,068,714.46	50,925,110.74	17,148,015.59	113,192,508.99	7,843,683.20	35,461,605.26	44,014,180.55	23,886,183.48	111,205,652.49	15,000,000.00	204,415,724.18	1,986,856.50	0.00	
FinEx (if Applicable)		0.00	0.00	0.00	0.00	0.00	0.00	0.00	0.00	0.00	0.00	0.00	0.00	0.00	0.00	0.00	0.00	0.00	0.00	0.00	0.00	0.00	0.00	
CO		0.00	0.00	0.00	0.00	0.00	0.00	0.00	0.00	0.00	0.00	0.00	0.00	0.00	0.00	0.00	0.00	0.00	0.00	0.00	0.00	0.00	0.00	
GRAND TOTAL		332,608,233.17	0.00	332,608,233.17	317,608,233.17	0.00	0.00	0.00	317,608,233.17	13,050,668.20	32,068,714.46	50,925,110.74	17,148,015.59	113,192,508.99	7,843,683.20	35,461,605.26	44,014,180.55	23,886,183.48	111,205,652.49	15,000,000.00	204,415,724.18	1,986,856.50	0.00	
PS		0.00	0.00	0.00	0.00	0.00	0.00	0.00	0.00	0.00	0.00	0.00	0.00	0.00	0.00	0.00	0.00	0.00	0.00	0.00	0.00	0.00	0.00	
MOOE		332,608,233.17	0.00	332,608,233.17	317,608,233.17	0.00	0.00	0.00	317,608,233.17	13,050,668.20	32,068,714.46	50,925,110.74	17,148,015.59	113,192,508.99	7,843,683.20	35,461,605.26	44,014,180.55	23,886,183.48	111,205,652.49	15,000,000.00	204,415,724.18	1,986,856.50	0.00	
FinEx (if Applicable)		0.00	0.00	0.00	0.00	0.00	0.00	0.00	0.00	0.00	0.00	0.00	0.00	0.00	0.00	0.00	0.00	0.00	0.00	0.00	0.00	0.00	0.00	
CO		0.00	0.00	0.00	0.00	0.00	0.00	0.00	0.00	0.00	0.00	0.00	0.00	0.00	0.00	0.00	0.00	0.00	0.00	0.00	0.00	0.00	0.00	
Recapitulation by OO:																								
I. Agency Specific Budget		332,593,778.14	0.00	332,593,778.14	317,593,778.14	0.00	0.00	0.00	317,593,778.14	13,036,722.92	32,068,714.46	50,925,110.74	17,148,015.59	113,178,563.71	7,829,737.92	35,461,605.26	44,014,180.55	23,886,183.48	111,191,707.21	15,000,000.00	204,415,214.43	1,986,856.50	0.00	
AMATEUR SPORTS DEVELOPMENT PROGRAM		332,593,778.14	0.00	332,593,778.14	317,593,778.14	0.00	0.00	0.00	317,593,778.14	13,036,722.92	32,068,714.46	50,925,110.74	17,148,015.59	113,178,563.71	7,829,737.92	35,461,605.26	44,014,180.55	23,886,183.48	111,191,707.21	15,000,000.00	204,415,214.43	1,986,856.50	0.00	

Certified Correct:

VIOLETA R. TUAZON
 Chief, Budget Division
 Date:

Certified Correct:

ERIK JEAN A. MAYORES
 Chief Accountant
 Date:

Recommended/Approval By:

PAULO FRANCISCO C. TATAD
 Executive Director
 Date:

Approved By:

RICHARD E. BACHMANN
 Chairman
 Date:

STATEMENT OF APPROPRIATIONS, ALLOTMENTS, OBLIGATIONS, DISBURSEMENTS AND BALANCES
As at the Quarter Ending December 31, 2023

Department : Other Executive Offices (OEOs)
 Agency/Entity : Philippine Sports Commission
 Operating Unit : < not applicable >
 Organization Code (UACS) : 26 032 0000000
 Fund Cluster : 03 - Special Account - Locally Funded/Domestic Grants Fund
 (e.g. UACS Fund Cluster: 01-Regular Agency Fund, 02-Foreign Assisted Projects Fund, 03-Special Account-Locally Funded/Domestic Grants Fund, and 04-Special Account-Foreign Assisted/Foreign Grants Fund)

X	Current Year Appropriations
	Supplemental Appropriations
	Continuing Appropriations

Particulars	UACS CODE	Appropriations			Allotments			Current Year Obligations					Current Year Disbursements					Balances					
		Authorized Appropriations	Adjustments (Transfer To/From, Modifications/Augmentations)	Adjusted Appropriations	Allotments Received	Adjustments (Reductions, Modifications/Augmentations)	Transfer To	Transfer From	Adjusted Allotments	1st Quarter Ending March 31	2nd Quarter Ending June 30	3rd Quarter Ending September 30	4th Quarter Ending December 31	Total	1st Quarter Ending March 31	2nd Quarter Ending June 30	3rd Quarter Ending September 30	4th Quarter Ending December 31	Total	Unreleased Appropriations	Unobligated Allotments	Unpaid Obligations (15-20)=(23+24)	
1	2	3	4	5=(3+4)	6	7	8	9	10=(6+(-7)-8+9)	11	12	13	14	15=(11+12+13+14)	16	17	18	19	20=(16+17+18+19)	21	22	23	24
II. Automatic Appropriations		29,826,000.00	0.00	29,826,000.00	23,407,995.00	0.00	0.00	0.00	23,407,995.00	0.00	13,673,340.39	9,625,788.65	(24,500.00)	23,274,629.04	0.00	13,248,820.39	8,802,548.65	(2,852,149.93)	19,199,219.11	6,418,005.00	133,365.96	4,075,409.93	0.00
Special Accounts in the General Fund		29,826,000.00	0.00	29,826,000.00	23,407,995.00	0.00	0.00	0.00	23,407,995.00	0.00	13,673,340.39	9,625,788.65	(24,500.00)	23,274,629.04	0.00	13,248,820.39	8,802,548.65	(2,852,149.93)	19,199,219.11	6,418,005.00	133,365.96	4,075,409.93	0.00
National Sports Development Fund		29,826,000.00	0.00	29,826,000.00	23,407,995.00	0.00	0.00	0.00	23,407,995.00	0.00	13,673,340.39	9,625,788.65	(24,500.00)	23,274,629.04	0.00	13,248,820.39	8,802,548.65	(2,852,149.93)	19,199,219.11	6,418,005.00	133,365.96	4,075,409.93	0.00
MOOE		29,826,000.00	0.00	29,826,000.00	23,407,995.00	0.00	0.00	0.00	23,407,995.00	0.00	13,673,340.39	9,625,788.65	(24,500.00)	23,274,629.04	0.00	13,248,820.39	8,802,548.65	(2,852,149.93)	19,199,219.11	6,418,005.00	133,365.96	4,075,409.93	0.00
Sub-total II. Automatic Appropriations		29,826,000.00	0.00	29,826,000.00	23,407,995.00	0.00	0.00	0.00	23,407,995.00	0.00	13,673,340.39	9,625,788.65	(24,500.00)	23,274,629.04	0.00	13,248,820.39	8,802,548.65	(2,852,149.93)	19,199,219.11	6,418,005.00	133,365.96	4,075,409.93	0.00
PS		0.00	0.00	0.00	0.00	0.00	0.00	0.00	0.00	0.00	0.00	0.00	0.00	0.00	0.00	0.00	0.00	0.00	0.00	0.00	0.00	0.00	0.00
MOOE		29,826,000.00	0.00	29,826,000.00	23,407,995.00	0.00	0.00	0.00	23,407,995.00	0.00	13,673,340.39	9,625,788.65	(24,500.00)	23,274,629.04	0.00	13,248,820.39	8,802,548.65	(2,852,149.93)	19,199,219.11	6,418,005.00	133,365.96	4,075,409.93	0.00
FinEx		0.00	0.00	0.00	0.00	0.00	0.00	0.00	0.00	0.00	0.00	0.00	0.00	0.00	0.00	0.00	0.00	0.00	0.00	0.00	0.00	0.00	0.00
CO		0.00	0.00	0.00	0.00	0.00	0.00	0.00	0.00	0.00	0.00	0.00	0.00	0.00	0.00	0.00	0.00	0.00	0.00	0.00	0.00	0.00	0.00
IV. Reversion of the Unobligated Allotments charged against R.A. Nos. 11465 and 11494		0.00	0.00	0.00	0.00	0.00	0.00	0.00	0.00	0.00	0.00	0.00	0.00	0.00	0.00	0.00	0.00	0.00	0.00	0.00	0.00	0.00	0.00
GRAND TOTAL		29,826,000.00	0.00	29,826,000.00	23,407,995.00	0.00	0.00	0.00	23,407,995.00	0.00	13,673,340.39	9,625,788.65	(24,500.00)	23,274,629.04	0.00	13,248,820.39	8,802,548.65	(2,852,149.93)	19,199,219.11	6,418,005.00	133,365.96	4,075,409.93	0.00
MOOE		29,826,000.00	0.00	29,826,000.00	23,407,995.00	0.00	0.00	0.00	23,407,995.00	0.00	13,673,340.39	9,625,788.65	(24,500.00)	23,274,629.04	0.00	13,248,820.39	8,802,548.65	(2,852,149.93)	19,199,219.11	6,418,005.00	133,365.96	4,075,409.93	0.00

Certified Correct:

VIOLETA R. TUAZON
 Chief, Budget Division
 Date:

Certified Correct:

ERIK JEAN A. MAYORES
 Chief Accountant
 Date:

Recommending Approval By:

PAULO FRANCISCO C. TATAD
 Executive Director
 Date:

Approved By:

RICHARD E. BACHMANN
 Chairman
 Date: