


## ANNUAL PHYSICAL REPORT OF OPERATION As of December 31, 2023


**Department** : Other Executive Offices  
**Agency** : Philippine Sports Commission  
**Operating Unit** : < not applicable >  
**Organization Code (UACS)** : 26 032 0000000

Particulars	UACS CODE	Physical Target (Budget Year)					Physical Accomplishment (Budget Year)					Variance as of 12/31/2023	Remarks
		1st Quarter	2nd Quarter	3rd Quarter	4th Quarter	Total	1st Quarter	2nd Quarter	3rd Quarter	4th Quarter	Total		
1	2	3	4	5	6	7	8	9	10	11	12	13	14
AMATEUR SPORTS DEVELOPMENT PROGRAM	3101000000000000												
OO : Source of athletic talents widened													
Outcome Indicators													
1. Number of grassroots athletes competing in the Philippine National Games and Batang Pinoy Games		4,415	4,415	4,415	4,415	17,660	0	0	0	19,802	19,802	2,142	Higher by 2,142 from target.
2. Number of Filipinos participating in Sports-for-All activities		46,807	46,807	46,808	46,808	187,230	72,160	77,273	58,644	53,221	261,318	74,088	Higher by 74,088 from target.
3. Number of national athletes participating in international and national competitions		449	449	448	448	1,794	655	1,360	1,150	528	3,693	1,899	Higher by 1,899 from target.
Output Indicators													
1. Number of LGUs sending delegates in PSC competitions		33	33	32	32	130	0	0	0	184	184	54	Higher by 54 from target.
2. Number of promotional events/activities held		20	20	20	20	80	184	283	204	216	887	807	Higher by 807 from target.
3. Number of national athletes and coaches supported		1,191 ave.	1,191 ave.	1,191 ave.	1,191 ave.	1,191 ave.	1,396 ave.	1,578 ave.	1,641 ave.	1,644 ave.	1,565 ave.	374	Higher by 374 from target average.


Prepared By:

  
 DOMINGO, LAURO JR. O.  
 Chief, Program Research and Development Division

In coordination with:

  
 TATAD, PAUL D FRANCISCO C.  
 Executive Director

Approved By:

  
 BACHMANN, RICHARD E.  
 Chairman