



Department : Other Executive Offices (OEOs)  
 Agency/Entity : Philippine Sports Commission  
 Operating Unit : < not applicable >  
 Organization Code (UACS) : 26 032 000000  
 Fund Cluster : 01 - Regular Agency Fund

X	Current Year Appropriations
	Supplemental Appropriations
	Continuing Appropriations

(e.g. UACS Fund Cluster: 01-Regular Agency Fund, 02-Foreign Assisted Projects Fund, 03-Special Account-Locally Funded/Domestic Grants Fund, and 04-Special Account-Foreign Assisted/Foreign Grants Fund)


Particulars	UACS CODE	Appropriations			Allotments			Current Year Obligations					Current Year Disbursements					Balances					
		Authorized Appropriations	Adjustments (Transfer To/From, Modifications/Augmentations)	Adjusted Appropriations	Allotments Received	Adjustments (Reductions, Modifications/Augmentations)	Transfer To	Transfer From	Adjusted Allotments	1st Quarter Ending March 31	2nd Quarter Ending June 30	3rd Quarter Ending September 30	4th Quarter Ending December 31	Total	1st Quarter Ending March 31	2nd Quarter Ending June 30	3rd Quarter Ending September 30	4th Quarter Ending December 31	Total	Unreleased Appropriations	Unobligated Allotments	Unpaid Obligations (15-20)=(23+24)	
																						Due and Demandable	Not Yet Due and Demandable
1	2	3	4	5=(3+4)	6	7	8	9	10=[(8+(-)7)+9]	11	12	13	14	15=(11+12+13+14)	16	17	18	19	20=(16+17+18+19)	21	22	23	24
MOOE		912,202,000.00	0.00	912,202,000.00	787,202,000.00	0.00	0.00	0.00	787,202,000.00	24,775,665.75	23,251,238.08	274,884,814.19	247,642,636.33	570,554,354.35	23,478,745.75	23,548,800.62	257,021,038.65	197,249,154.07	501,297,739.09	125,000,000.00	216,647,645.65	69,256,615.26	0.00
CO		20,000,000.00	0.00	20,000,000.00	0.00	0.00	0.00	0.00	0.00	0.00	0.00	0.00	0.00	0.00	0.00	0.00	0.00	0.00	0.00	20,000,000.00	0.00	0.00	0.00
<b>Sub-Total, I. Agency Specific Budget</b>		<b>1,275,185,000.00</b>	<b>0.00</b>	<b>1,275,185,000.00</b>	<b>1,130,185,000.00</b>	<b>0.00</b>	<b>0.00</b>	<b>0.00</b>	<b>1,130,185,000.00</b>	<b>66,939,351.52</b>	<b>70,175,005.63</b>	<b>295,441,241.48</b>	<b>418,849,025.19</b>	<b>841,404,623.82</b>	<b>54,693,390.96</b>	<b>70,377,647.12</b>	<b>278,307,481.37</b>	<b>368,560,460.44</b>	<b>771,938,979.89</b>	<b>145,000,000.00</b>	<b>288,750,376.18</b>	<b>69,465,643.93</b>	<b>0.00</b>
PS		75,887,000.00	0.00	75,887,000.00	75,887,000.00	0.00	0.00	0.00	75,887,000.00	18,599,289.70	23,284,290.14	17,520,442.02	16,482,978.14	75,887,000.00	18,599,289.70	23,284,290.14	17,439,764.30	16,510,350.51	75,833,694.65	0.00	0.00	53,305.35	0.00
MOOE		1,019,268,000.00	0.00	1,019,268,000.00	894,268,000.00	0.00	0.00	0.00	894,268,000.00	38,340,061.82	46,890,715.49	277,920,799.46	252,366,047.05	615,517,623.82	36,094,101.26	47,093,356.98	260,867,717.07	202,050,109.93	546,105,285.24	125,000,000.00	278,750,376.18	69,412,338.58	0.00
MOOE		180,000,000.00	0.00	180,000,000.00	180,000,000.00	0.00	0.00	0.00	180,000,000.00	0.00	0.00	0.00	150,000,000.00	150,000,000.00	0.00	0.00	0.00	150,000,000.00	20,000,000.00	10,000,000.00	0.00	0.00	
<b>Automatic Appropriations</b>		<b>6,827,000.00</b>	<b>626,000.00</b>	<b>7,453,000.00</b>	<b>7,453,000.00</b>	<b>0.00</b>	<b>0.00</b>	<b>0.00</b>	<b>7,453,000.00</b>	<b>1,695,432.63</b>	<b>1,706,071.42</b>	<b>1,587,929.27</b>	<b>1,639,466.13</b>	<b>6,628,899.45</b>	<b>1,695,432.63</b>	<b>1,706,071.42</b>	<b>1,584,660.75</b>	<b>1,642,734.65</b>	<b>6,628,899.45</b>	<b>0.00</b>	<b>824,100.55</b>	<b>0.00</b>	<b>0.00</b>
Retirement and Life Insurance Premiums	102	6,827,000.00	626,000.00	7,453,000.00	7,453,000.00	0.00	0.00	0.00	7,453,000.00	1,695,432.63	1,706,071.42	1,587,929.27	1,639,466.13	6,628,899.45	1,695,432.63	1,706,071.42	1,584,660.75	1,642,734.65	6,628,899.45	0.00	824,100.55	0.00	0.00
General Administration and Support	1000000000000000	4,037,000.00	626,000.00	4,663,000.00	4,663,000.00	0.00	0.00	0.00	4,663,000.00	943,720.50	939,025.30	890,822.69	1,065,330.96	3,838,899.45	943,720.50	939,025.30	887,554.17	1,068,599.48	3,838,899.45	0.00	824,100.55	0.00	0.00
General Management and Supervision	100000100001000	4,037,000.00	626,000.00	4,663,000.00	4,663,000.00	0.00	0.00	0.00	4,663,000.00	943,720.50	939,025.30	890,822.69	1,065,330.96	3,838,899.45	943,720.50	939,025.30	887,554.17	1,068,599.48	3,838,899.45	0.00	824,100.55	0.00	0.00
PS		4,037,000.00	626,000.00	4,663,000.00	4,663,000.00	0.00	0.00	0.00	4,663,000.00	943,720.50	939,025.30	890,822.69	1,065,330.96	3,838,899.45	943,720.50	939,025.30	887,554.17	1,068,599.48	3,838,899.45	0.00	824,100.55	0.00	0.00
<b>Sub-total, General Administration and Support</b>		<b>4,037,000.00</b>	<b>626,000.00</b>	<b>4,663,000.00</b>	<b>4,663,000.00</b>	<b>0.00</b>	<b>0.00</b>	<b>0.00</b>	<b>4,663,000.00</b>	<b>943,720.50</b>	<b>939,025.30</b>	<b>890,822.69</b>	<b>1,065,330.96</b>	<b>3,838,899.45</b>	<b>943,720.50</b>	<b>939,025.30</b>	<b>887,554.17</b>	<b>1,068,599.48</b>	<b>3,838,899.45</b>	<b>0.00</b>	<b>824,100.55</b>	<b>0.00</b>	<b>0.00</b>
PS		4,037,000.00	626,000.00	4,663,000.00	4,663,000.00	0.00	0.00	0.00	4,663,000.00	943,720.50	939,025.30	890,822.69	1,065,330.96	3,838,899.45	943,720.50	939,025.30	887,554.17	1,068,599.48	3,838,899.45	0.00	824,100.55	0.00	0.00
Operations	3000000000000000	2,790,000.00	0.00	2,790,000.00	2,790,000.00	0.00	0.00	0.00	2,790,000.00	751,712.13	767,046.12	697,106.58	574,135.17	2,790,000.00	751,712.13	767,046.12	697,106.58	574,135.17	2,790,000.00	0.00	0.00	0.00	0.00
OO : Source of athletic talents widened		2,790,000.00	0.00	2,790,000.00	2,790,000.00	0.00	0.00	0.00	2,790,000.00	751,712.13	767,046.12	697,106.58	574,135.17	2,790,000.00	751,712.13	767,046.12	697,106.58	574,135.17	2,790,000.00	0.00	0.00	0.00	0.00
AMATEUR SPORTS DEVELOPMENT PROGRAM		2,790,000.00	0.00	2,790,000.00	2,790,000.00	0.00	0.00	0.00	2,790,000.00	751,712.13	767,046.12	697,106.58	574,135.17	2,790,000.00	751,712.13	767,046.12	697,106.58	574,135.17	2,790,000.00	0.00	0.00	0.00	0.00
Policy and Program Formulation and Amateur Sport Development and Promotion	310100100001000	2,790,000.00	0.00	2,790,000.00	2,790,000.00	0.00	0.00	0.00	2,790,000.00	751,712.13	767,046.12	697,106.58	574,135.17	2,790,000.00	751,712.13	767,046.12	697,106.58	574,135.17	2,790,000.00	0.00	0.00	0.00	0.00
PS		2,790,000.00	0.00	2,790,000.00	2,790,000.00	0.00	0.00	0.00	2,790,000.00	751,712.13	767,046.12	697,106.58	574,135.17	2,790,000.00	751,712.13	767,046.12	697,106.58	574,135.17	2,790,000.00	0.00	0.00	0.00	0.00
<b>Sub-total, Operations</b>		<b>2,790,000.00</b>	<b>0.00</b>	<b>2,790,000.00</b>	<b>2,790,000.00</b>	<b>0.00</b>	<b>0.00</b>	<b>0.00</b>	<b>2,790,000.00</b>	<b>751,712.13</b>	<b>767,046.12</b>	<b>697,106.58</b>	<b>574,135.17</b>	<b>2,790,000.00</b>	<b>751,712.13</b>	<b>767,046.12</b>	<b>697,106.58</b>	<b>574,135.17</b>	<b>2,790,000.00</b>	<b>0.00</b>	<b>0.00</b>	<b>0.00</b>	<b>0.00</b>
PS		2,790,000.00	0.00	2,790,000.00	2,790,000.00	0.00	0.00	0.00	2,790,000.00	751,712.13	767,046.12	697,106.58	574,135.17	2,790,000.00	751,712.13	767,046.12	697,106.58	574,135.17	2,790,000.00	0.00	0.00	0.00	0.00
<b>Sub-total, II. Automatic Appropriations</b>		<b>6,827,000.00</b>	<b>626,000.00</b>	<b>7,453,000.00</b>	<b>7,453,000.00</b>	<b>0.00</b>	<b>0.00</b>	<b>0.00</b>	<b>7,453,000.00</b>	<b>1,695,432.63</b>	<b>1,706,071.42</b>	<b>1,587,929.27</b>	<b>1,639,466.13</b>	<b>6,628,899.45</b>	<b>1,695,432.63</b>	<b>1,706,071.42</b>	<b>1,584,660.75</b>	<b>1,642,734.65</b>	<b>6,628,899.45</b>	<b>0.00</b>	<b>824,100.55</b>	<b>0.00</b>	<b>0.00</b>
PS		6,827,000.00	626,000.00	7,453,000.00	7,453,000.00	0.00	0.00	0.00	7,453,000.00	1,695,432.63	1,706,071.42	1,587,929.27	1,639,466.13	6,628,899.45	1,695,432.63	1,706,071.42	1,584,660.75	1,642,734.65	6,628,899.45	0.00	824,100.55	0.00	0.00
<b>III. Special Purpose Fund</b>		<b>0.00</b>	<b>11,028,793.00</b>	<b>11,028,793.00</b>	<b>0.00</b>	<b>11,028,793.00</b>	<b>0.00</b>	<b>0.00</b>	<b>11,028,793.00</b>	<b>0.00</b>	<b>1,913,028.64</b>	<b>0.00</b>	<b>9,115,760.87</b>	<b>11,028,789.51</b>	<b>0.00</b>	<b>1,913,028.64</b>	<b>0.00</b>	<b>9,033,529.26</b>	<b>10,946,557.90</b>	<b>0.00</b>	<b>3.49</b>	<b>82,231.61</b>	<b>0.00</b>
Miscellaneous Personnel Benefits Fund		0.00	10,210,073.00	10,210,073.00	0.00	10,210,073.00	0.00	0.00	10,210,073.00	0.00	1,913,028.64	0.00	8,297,042.25	10,210,070.89	0.00	1,913,028.64	0.00	8,267,506.25	10,180,534.89	0.00	2.11	29,536.00	0.00
PS		0.00	10,210,073.00	10,210,073.00	0.00	10,210,073.00	0.00	0.00	10,210,073.00	0.00	1,913,028.64	0.00	8,297,042.25	10,210,070.89	0.00	1,913,028.64	0.00	8,267,506.25	10,180,534.89	0.00	2.11	29,536.00	0.00
Pension and Gratuity Fund		0.00	106,210.00	106,210.00	0.00	106,210.00	0.00	0.00	106,210.00	0.00	0.00	0.00	106,209.24	106,209.24	0.00	0.00	0.00	106,209.24	106,209.24	0.00	0.76	0.00	0.00
PS		0.00	106,210.00	106,210.00	0.00	106,210.00	0.00	0.00	106,210.00	0.00	0.00	0.00	106,209.24	106,209.24	0.00	0.00	0.00	106,209.24	106,209.24	0.00	0.76	0.00	0.00
Benefit of Personnel Benefits		0.00	712,510.00	712,510.00	0.00	712,510.00	0.00	0.00	712,510.00	0.00	0.00	0.00	712,509.38	712,509.38	0.00	0.00	0.00	659,813.77	659,813.77	0.00	0.62	52,695.61	0.00
PS		0.00	712,510.00	712,510.00	0.00	712,510.00	0.00	0.00	712,510.00	0.00	0.00	0.00	712,509.38	712,509.38	0.00	0.00	0.00	659,813.77	659,813.77	0.00	0.62	52,695.61	0.00
<b>Sub-Total, III. Special Purpose Fund</b>		<b>0.00</b>	<b>11,028,793.00</b>	<b>11,028,793.00</b>	<b>0.00</b>	<b>11,028,793.00</b>	<b>0.00</b>	<b>0.00</b>	<b>11,028,793.00</b>	<b>0.00</b>	<b>1,913,028.64</b>	<b>0.00</b>	<b>9,115,760.87</b>	<b>11,028,789.51</b>	<b>0.00</b>	<b>1,913,028.64</b>	<b>0.00</b>	<b>9,033,529.26</b>	<b>10,946,557.90</b>	<b>0.00</b>	<b>3.49</b>	<b>82,231.61</b>	<b>0.00</b>
PS		0.00	11,028,793.00	11,028,793.00	0.00	11,028,793.00	0.00	0.00	11,028,793.00	0.00	1,913,028.64	0.00	9,115,760.87	11,028,789.51	0.00	1,913,028.64	0.00	9,033,529.26	10,946,557.90	0.00	3.49	82,231.61	0.00
<b></b>																							


**STATEMENT OF APPROPRIATIONS, ALLOTMENTS, OBLIGATIONS, DISBURSEMENTS AND BALANCES**  
**As at the Quarter Ending December 31, 2025**

Department : Other Executive Offices (OEOs)  
 Agency/Entity : Philippine Sports Commission  
 Operating Unit : < not applicable >  
 Organization Code (UACS) : 26 032 0000000  
 Fund Cluster : 03 - Special Account - Locally Funded/Domestic Grants Fund  
 (e.g. UACS Fund Cluster: 01-Regular Agency Fund, 02-Foreign Assisted Projects Fund, 03-Special Account-Locally Funded/Domestic Grants Fund, and 04-Special Account-Foreign Assisted/Foreign Grants Fund)


X	Current Year Appropriations
	Supplemental Appropriations
	Continuing Appropriations

Particulars	UACS CODE	Appropriations			Allotments			Current Year Obligations					Current Year Disbursements					Balances					
		Authorized Appropriations	Adjustments (Transfer To/From, Modifications/ Augmentations)	Adjusted Appropriations	Allotments Received	Adjustments (Reductions, Modifications/ Augmentations)	Transfer To	Transfer From	Adjusted Allotments	1st Quarter Ending March 31	2nd Quarter Ending June 30	3rd Quarter Ending September 30	4th Quarter Ending December 31	Total	1st Quarter Ending March 31	2nd Quarter Ending June 30	3rd Quarter Ending September 30	4th Quarter Ending December 31	Total	Unreleased Appropriations	Unobligated Allotments	Unpaid Obligations (15-20)=(23+24)	
																						Due and Demandable	Not Yet Due and Demandable
1	2	3	4	5=(3+4)	6	7	8	9	10={8+(-)-7-8+9}	11	12	13	14	15=(11+12+13+14)	16	17	18	19	20=(16+17+18+19)	21	22	23	24
<b>II. Automatic Appropriations</b>		29,826,000.00	0.00	29,826,000.00	27,006,332.00	0.00	0.00	0.00	27,006,332.00	0.00	18,603,498.46	68,043.11	8,304,822.56	26,976,364.13	0.00	18,529,499.91	0.00	8,091,118.46	26,620,618.37	2,819,668.00	29,967.87	355,745.76	0.00
National Sports Development Fund	377	29,826,000.00	0.00	29,826,000.00	27,006,332.00	0.00	0.00	0.00	27,006,332.00	0.00	18,603,498.46	68,043.11	8,304,822.56	26,976,364.13	0.00	18,529,499.91	0.00	8,091,118.46	26,620,618.37	2,819,668.00	29,967.87	355,745.76	0.00
General Administration and Support	1000000000000000	13,730,000.00	0.00	13,730,000.00	10,910,332.00	0.00	0.00	0.00	10,910,332.00	0.00	2,576,714.83	0.00	8,304,822.56	10,881,537.39	0.00	2,576,714.83	0.00	7,949,076.80	10,525,791.63	2,819,668.00	28,794.61	355,745.76	0.00
General Management and Supervision	100000100001000	13,730,000.00	0.00	13,730,000.00	10,910,332.00	0.00	0.00	0.00	10,910,332.00	0.00	2,576,714.83	0.00	8,304,822.56	10,881,537.39	0.00	2,576,714.83	0.00	7,949,076.80	10,525,791.63	2,819,668.00	28,794.61	355,745.76	0.00
MOOE		13,730,000.00	0.00	13,730,000.00	10,910,332.00	0.00	0.00	0.00	10,910,332.00	0.00	2,576,714.83	0.00	8,304,822.56	10,881,537.39	0.00	2,576,714.83	0.00	7,949,076.80	10,525,791.63	2,819,668.00	28,794.61	355,745.76	0.00
<b>Sub-total, General Administration and Support</b>		<b>13,730,000.00</b>	<b>0.00</b>	<b>13,730,000.00</b>	<b>10,910,332.00</b>	<b>0.00</b>	<b>0.00</b>	<b>0.00</b>	<b>10,910,332.00</b>	<b>0.00</b>	<b>2,576,714.83</b>	<b>0.00</b>	<b>8,304,822.56</b>	<b>10,881,537.39</b>	<b>0.00</b>	<b>2,576,714.83</b>	<b>0.00</b>	<b>7,949,076.80</b>	<b>10,525,791.63</b>	<b>2,819,668.00</b>	<b>28,794.61</b>	<b>355,745.76</b>	<b>0.00</b>
MOOE		13,730,000.00	0.00	13,730,000.00	10,910,332.00	0.00	0.00	0.00	10,910,332.00	0.00	2,576,714.83	0.00	8,304,822.56	10,881,537.39	0.00	2,576,714.83	0.00	7,949,076.80	10,525,791.63	2,819,668.00	28,794.61	355,745.76	0.00
Operations	3000000000000000	16,096,000.00	0.00	16,096,000.00	16,096,000.00	0.00	0.00	0.00	16,096,000.00	0.00	16,026,783.63	68,043.11	0.00	16,094,826.74	0.00	15,952,785.08	0.00	142,041.66	16,094,826.74	0.00	1,173.26	0.00	0.00
OO : Source of athletic talents widened		16,096,000.00	0.00	16,096,000.00	16,096,000.00	0.00	0.00	0.00	16,096,000.00	0.00	16,026,783.63	68,043.11	0.00	16,094,826.74	0.00	15,952,785.08	0.00	142,041.66	16,094,826.74	0.00	1,173.26	0.00	0.00
AMATEUR SPORTS DEVELOPMENT PROGRAM		16,096,000.00	0.00	16,096,000.00	16,096,000.00	0.00	0.00	0.00	16,096,000.00	0.00	16,026,783.63	68,043.11	0.00	16,094,826.74	0.00	15,952,785.08	0.00	142,041.66	16,094,826.74	0.00	1,173.26	0.00	0.00
Policy and Program Formulation and Amateur Sport Development and Promotion	310100100001000	16,096,000.00	0.00	16,096,000.00	16,096,000.00	0.00	0.00	0.00	16,096,000.00	0.00	16,026,783.63	68,043.11	0.00	16,094,826.74	0.00	15,952,785.08	0.00	142,041.66	16,094,826.74	0.00	1,173.26	0.00	0.00
MOOE		16,096,000.00	0.00	16,096,000.00	16,096,000.00	0.00	0.00	0.00	16,096,000.00	0.00	16,026,783.63	68,043.11	0.00	16,094,826.74	0.00	15,952,785.08	0.00	142,041.66	16,094,826.74	0.00	1,173.26	0.00	0.00
<b>Sub-total, Operations</b>		<b>16,096,000.00</b>	<b>0.00</b>	<b>16,096,000.00</b>	<b>16,096,000.00</b>	<b>0.00</b>	<b>0.00</b>	<b>0.00</b>	<b>16,096,000.00</b>	<b>0.00</b>	<b>16,026,783.63</b>	<b>68,043.11</b>	<b>0.00</b>	<b>16,094,826.74</b>	<b>0.00</b>	<b>15,952,785.08</b>	<b>0.00</b>	<b>142,041.66</b>	<b>16,094,826.74</b>	<b>0.00</b>	<b>1,173.26</b>	<b>0.00</b>	<b>0.00</b>
MOOE		16,096,000.00	0.00	16,096,000.00	16,096,000.00	0.00	0.00	0.00	16,096,000.00	0.00	16,026,783.63	68,043.11	0.00	16,094,826.74	0.00	15,952,785.08	0.00	142,041.66	16,094,826.74	0.00	1,173.26	0.00	0.00
<b>Sub-total, II. Automatic Appropriations</b>		<b>29,826,000.00</b>	<b>0.00</b>	<b>29,826,000.00</b>	<b>27,006,332.00</b>	<b>0.00</b>	<b>0.00</b>	<b>0.00</b>	<b>27,006,332.00</b>	<b>0.00</b>	<b>18,603,498.46</b>	<b>68,043.11</b>	<b>8,304,822.56</b>	<b>26,976,364.13</b>	<b>0.00</b>	<b>18,529,499.91</b>	<b>0.00</b>	<b>8,091,118.46</b>	<b>26,620,618.37</b>	<b>2,819,668.00</b>	<b>29,967.87</b>	<b>355,745.76</b>	<b>0.00</b>
MOOE		29,826,000.00	0.00	29,826,000.00	27,006,332.00	0.00	0.00	0.00	27,006,332.00	0.00	18,603,498.46	68,043.11	8,304,822.56	26,976,364.13	0.00	18,529,499.91	0.00	8,091,118.46	26,620,618.37	2,819,668.00	29,967.87	355,745.76	0.00
<b>GRAND TOTAL</b>		<b>29,826,000.00</b>	<b>0.00</b>	<b>29,826,000.00</b>	<b>27,006,332.00</b>	<b>0.00</b>	<b>0.00</b>	<b>0.00</b>	<b>27,006,332.00</b>	<b>0.00</b>	<b>18,603,498.46</b>	<b>68,043.11</b>	<b>8,304,822.56</b>	<b>26,976,364.13</b>	<b>0.00</b>	<b>18,529,499.91</b>	<b>0.00</b>	<b>8,091,118.46</b>	<b>26,620,618.37</b>	<b>2,819,668.00</b>	<b>29,967.87</b>	<b>355,745.76</b>	<b>0.00</b>

Certified Correct:  
  
**VIOLETA R. TUAZON**  
 Chief, Budget Division  
 Date:

Certified Correct:  
  
**ATTY. ERIK JEAN A. MAYORES**  
 Chief Accountant  
 Date:

Recommending Approval By:  
  
**ATTY. GUILLERMO S. PIROY, JR.**  
 OIC - Executive Director  
 Date:

Approved By:  
  
**JOHN PATRICK C. GREGORIO**  
 Chairman  
 Date:

**STATEMENT OF APPROPRIATIONS, ALLOTMENTS, OBLIGATIONS, DISBURSEMENTS AND BALANCES**  
**As at the Quarter Ending December 31, 2025**

Department : Other Executive Offices (OEOs)  
 Agency/Entity : Philippine Sports Commission  
 Operating Unit : < not applicable >  
 Organization Code (UACS) : 26 032 0000000  
 Fund Cluster : 01 - Regular Agency Fund

	Current Year Appropriations
	Supplemental Appropriations
X	Continuing Appropriations

(e.g. UACS Fund Cluster: 01-Regular Agency Fund, 02-Foreign Assisted Projects Fund, 03-Special Account-Locally Funded/Domestic Grants Fund, and 04-Special Account-Foreign Assisted/Foreign Grants Fund)

Particulars	UACS CODE	Appropriations			Allotments						Current Year Obligations					Current Year Disbursements					Balances				
		Authorized Appropriations	Adjustments (Transfer To/From, Modifications/Augmentations)	Adjusted Appropriations	Allotments		Adjustments (Reductions, Modifications/Augmentations)	Transfer To	Transfer From	Adjusted Allotments	1st Quarter Ending March 31	2nd Quarter Ending June 30	3rd Quarter Ending September 30	4th Quarter Ending December 31	Total	1st Quarter Ending March 31	2nd Quarter Ending June 30	3rd Quarter Ending September 30	4th Quarter Ending December 31	Total	Unused Funds		Unpaid Obligations (16-21)=(24+25)		
					SARO	Unobligated															Unreleased Appropriations	Unobligated Allotments	Due and Demandable	Not Yet Due and Demandable	
1	2	3	4	5=(3+4)	6	7	8	9	10	11=[(6+7+(-)8)-9+10]	12	13	14	15	16=(12+13+14+15)	17	18	19	20	21=(17+18+19+20)	22=(5-11)	23=(11-16)	24	25	
Ur... Appropriations		0.00	1,378,975,344.00	1,378,975,344.00	0.00	0.00	1,378,975,344.00	0.00	0.00	1,378,975,344.00	0.00	885,580,700.00	693,394,644.00	0.00	1,378,975,344.00	0.00	885,580,700.00	693,394,644.00	0.00	1,378,975,344.00	0.00	0.00	0.00	0.00	0.00
Il... Purpose Fund		0.00	1,378,975,344.00	1,378,975,344.00	0.00	0.00	1,378,975,344.00	0.00	0.00	1,378,975,344.00	0.00	885,580,700.00	693,394,644.00	0.00	1,378,975,344.00	0.00	885,580,700.00	693,394,644.00	0.00	1,378,975,344.00	0.00	0.00	0.00	0.00	0.00
Operations		0.00	1,378,975,344.00	1,378,975,344.00	0.00	0.00	1,378,975,344.00	0.00	0.00	1,378,975,344.00	0.00	885,580,700.00	693,394,644.00	0.00	1,378,975,344.00	0.00	885,580,700.00	693,394,644.00	0.00	1,378,975,344.00	0.00	0.00	0.00	0.00	0.00
Contingent Fund	402	0.00	1,378,975,344.00	1,378,975,344.00	0.00	0.00	1,378,975,344.00	0.00	0.00	1,378,975,344.00	0.00	885,580,700.00	693,394,644.00	0.00	1,378,975,344.00	0.00	885,580,700.00	693,394,644.00	0.00	1,378,975,344.00	0.00	0.00	0.00	0.00	0.00
MOOE		0.00	1,378,975,344.00	1,378,975,344.00	0.00	0.00	1,378,975,344.00	0.00	0.00	1,378,975,344.00	0.00	885,580,700.00	693,394,644.00	0.00	1,378,975,344.00	0.00	885,580,700.00	693,394,644.00	0.00	1,378,975,344.00	0.00	0.00	0.00	0.00	0.00
<b>Sub-Total, Il, Special Purpose Fund</b>		<b>0.00</b>	<b>1,378,975,344.00</b>	<b>1,378,975,344.00</b>	<b>0.00</b>	<b>0.00</b>	<b>1,378,975,344.00</b>	<b>0.00</b>	<b>0.00</b>	<b>1,378,975,344.00</b>	<b>0.00</b>	<b>885,580,700.00</b>	<b>693,394,644.00</b>	<b>0.00</b>	<b>1,378,975,344.00</b>	<b>0.00</b>	<b>885,580,700.00</b>	<b>693,394,644.00</b>	<b>0.00</b>	<b>1,378,975,344.00</b>	<b>0.00</b>	<b>0.00</b>	<b>0.00</b>	<b>0.00</b>	<b>0.00</b>
MOOE		0.00	1,378,975,344.00	1,378,975,344.00	0.00	0.00	1,378,975,344.00	0.00	0.00	1,378,975,344.00	0.00	885,580,700.00	693,394,644.00	0.00	1,378,975,344.00	0.00	885,580,700.00	693,394,644.00	0.00	1,378,975,344.00	0.00	0.00	0.00	0.00	0.00
Unobligated Allotment		0.00	0.00	0.00	0.00	491,939,878.48	0.00	0.00	0.00	491,939,878.48	335,140,868.05	21,170,896.52	35,427,708.50	67,377,173.90	459,116,748.97	313,528,633.83	23,245,301.27	42,863,940.97	54,042,351.60	433,880,227.67	0.00	32,823,129.51	25,436,519.30	0.00	0.00
I. Agency Specific Budget		0.00	0.00	0.00	0.00	470,680,270.80	0.00	0.00	0.00	470,680,270.80	334,387,059.84	17,231,424.24	31,985,116.34	57,245,004.09	440,648,604.51	312,782,537.62	19,577,994.24	40,802,683.56	43,860,765.59	417,024,011.01	0.00	29,831,866.29	23,824,593.50	0.00	0.00
General Administration and Support	1000000000000000	0.00	0.00	0.00	0.00	20,067,217.75	0.00	0.00	0.00	20,067,217.75	34,500.00	18,466,589.30	18,501,089.30	0.00	2,426,329.30	0.00	0.00	0.00	2,426,329.30	0.00	1,566,128.45	16,074,760.00	0.00	0.00	0.00
General Management and Supervision	100000100001000	0.00	0.00	0.00	0.00	20,067,217.75	0.00	0.00	0.00	20,067,217.75	0.00	0.00	34,500.00	18,466,589.30	18,501,089.30	0.00	0.00	0.00	2,426,329.30	0.00	1,566,128.45	16,074,760.00	0.00	0.00	0.00
MOOE		0.00	0.00	0.00	0.00	67,217.75	0.00	0.00	0.00	67,217.75	0.00	0.00	34,500.00	31,829.30	66,329.30	0.00	0.00	0.00	66,329.30	0.00	888.45	0.00	0.00	0.00	0.00
CO		0.00	0.00	0.00	0.00	20,000,000.00	0.00	0.00	0.00	20,000,000.00	0.00	0.00	0.00	18,434,760.00	18,434,760.00	0.00	0.00	0.00	2,360,000.00	0.00	1,565,240.00	16,074,760.00	0.00	0.00	0.00
Sub-Total, General Administration and Support		0.00	0.00	0.00	0.00	20,067,217.75	0.00	0.00	0.00	20,067,217.75	0.00	0.00	34,500.00	18,466,589.30	18,501,089.30	0.00	0.00	0.00	2,426,329.30	0.00	1,566,128.45	16,074,760.00	0.00	0.00	0.00
MOOE		0.00	0.00	0.00	0.00	67,217.75	0.00	0.00	0.00	67,217.75	0.00	0.00	34,500.00	31,829.30	66,329.30	0.00	0.00	0.00	66,329.30	0.00	888.45	0.00	0.00	0.00	0.00
CO		0.00	0.00	0.00	0.00	20,000,000.00	0.00	0.00	0.00	20,000,000.00	0.00	0.00	0.00	18,434,760.00	18,434,760.00	0.00	0.00	0.00	2,360,000.00	0.00	1,565,240.00	16,074,760.00	0.00	0.00	0.00
Operations	3000000000000000	0.00	0.00	0.00	0.00	450,613,053.05	0.00	0.00	0.00	450,613,053.05	334,387,059.84	17,231,424.24	31,950,616.34	38,778,414.79	422,347,515.21	312,782,537.62	19,577,994.24	40,802,683.56	41,434,466.29	414,597,681.71	0.00	28,265,537.84	7,749,833.50	0.00	0.00
OO : Source of athletic talents widened		0.00	0.00	0.00	0.00	450,613,053.05	0.00	0.00	0.00	450,613,053.05	334,387,059.84	17,231,424.24	31,950,616.34	38,778,414.79	422,347,515.21	312,782,537.62	19,577,994.24	40,802,683.56	41,434,466.29	414,597,681.71	0.00	28,265,537.84	7,749,833.50	0.00	0.00
AMATEUR SPORTS DEVELOPMENT PROGRAM		0.00	0.00	0.00	0.00	450,613,053.05	0.00	0.00	0.00	450,613,053.05	334,387,059.84	17,231,424.24	31,950,616.34	38,778,414.79	422,347,515.21	312,782,537.62	19,577,994.24	40,802,683.56	41,434,466.29	414,597,681.71	0.00	28,265,537.84	7,749,833.50	0.00	0.00
Policy and Program Formulation and Amateur Sport Development and Promotion	310100100001000	0.00	0.00	0.00	0.00	39,084,178.88	0.00	0.00	0.00	39,084,178.88	17,349,485.00	616,190.00	20,600,874.50	428,697.50	38,995,247.00	15,973,465.00	1,992,190.00	20,600,874.50	193,298.00	38,759,847.50	0.00	88,931.88	235,399.50	0.00	0.00
MOOF		0.00	0.00	0.00	0.00	39,084,178.88	0.00	0.00	0.00	39,084,178.88	17,349,485.00	616,190.00	20,600,874.50	428,697.50	38,995,247.00	15,973,465.00	1,992,190.00	20,600,874.50	193,298.00	38,759,847.50	0.00	88,931.88	235,399.50	0.00	0.00
N...ort for All-Grassroot Centerpiece Program	310100100002000	0.00	0.00	0.00	0.00	54,695,381.93	0.00	0.00	0.00	54,695,381.93	1,415,358.62	8,214,957.00	11,847,287.46	32,579,207.87	54,056,790.95	1,415,358.62	4,744,957.00	12,802,817.46	30,823,723.87	49,586,856.95	0.00	638,590.98	4,469,934.00	0.00	0.00
MOOE		0.00	0.00	0.00	0.00	54,695,381.93	0.00	0.00	0.00	54,695,381.93	1,415,358.62	8,214,957.00	11,847,287.46	32,579,207.87	54,056,790.95	1,415,358.62	4,744,957.00	12,802,817.46	30,823,723.87	49,586,856.95	0.00	638,590.98	4,469,934.00	0.00	0.00
Locally-Funded Project(s)		0.00	0.00	0.00	0.00	356,833,492.24	0.00	0.00	0.00	356,833,492.24	315,622,216.22	8,400,277.24	(497,525.62)	5,770,508.42	329,295,477.26	295,393,894.00	12,840,847.24	7,598,991.60	10,417,444.42	326,250,977.26	0.00	27,538,014.98	3,044,500.00	0.00	0.00
Preparation, Training and Participation in the 2024 Olympic Games	310100200064000	0.00	0.00	0.00	0.00	5,682.91	0.00	0.00	0.00	5,682.91	0.00	0.00	0.00	0.00	0.00	0.00	0.00	0.00	0.00	0.00	0.00	5,682.91	0.00	0.00	0.00
MOOE		0.00	0.00	0.00	0.00	5,682.91	0.00	0.00	0.00	5,682.91	0.00	0.00	0.00	0.00	0.00	0.00	0.00	0.00	0.00	0.00	0.00	5,682.91	0.00	0.00	0.00
Philippine National Para Games	310100200065000	0.00	0.00	0.00	0.00	716,185.31	0.00	0.00	0.00	716,185.31	499,800.00	0.00	74,648.23	0.00	574,448.23	499,800.00	0.00	74,648.23	0.00	574,448.23	0.00	141,737.08	0.00	0.00	0.00
MOOE		0.00	0.00	0.00	0.00	716,185.31	0.00	0.00	0.00	716,185.31	499,800.00	0.00	74,648.23	0.00	574,448.23	499,800.00	0.00	74,648.23	0.00	574,448.23	0.00	141,737.08	0.00	0.00	0.00
Indigenous Peoples Games	310100200066000	0.00	0.00	0.00	0.00	2,037,154.05	0.00	0.00	0.00	2,037,154.05	0.00	1,529,004.00	370,800.00	136,173.42	2,035,977.42	0.00	32,000.00	1,256,004.00	747,973.42	2,035,977.42	0.00	1,176.63	0.00	0.00	