

QUARTERLY REPORT OF REVENUE AND OTHER RECEIPTS
As at the Quarter Ending December 31, 2021

Department : Other Executive Offices
 Agency : Philippine Sports Commission
 Operating Unit : < not applicable >
 Organization Code (UACS) : 26 032 0000000
 Fund Cluster : 05 - Internally Generated Funds

| Classification/Sources of Revenue and Other Receipts | UACS CODE | REVENUE TARGET (Annual) per BESF | Actual Revenue and Other Receipts Collections | | | | | Cumulative Remittance/Deposits to Date | | | Variance | | Remarks |
|--|------------|----------------------------------|---|----------------------------|-----------------------------|----------------------------|------------------|--|---------------------|-----------|------------------|-----------|---------|
| | | | 1st Quarter Ending March 31 | 2nd Quarter Ending June 30 | 3rd Quarter Ending Sept. 30 | 4th Quarter Ending Dec. 31 | Total | Remittance to BTr | Deposited with AGDB | TOTAL | Amount | % | |
| 1 | 2 | 3 | 4 | 5 | 6 | 7 | 8=[(6+(-)7)-8+9] | 9 | 10 | 11=(9+10) | 12=(8-3) | 13=(12/3) | 14 |
| Internally Generated Funds | | 1,508,000,000.00 | 212,436,053.66 | 151,724,215.32 | 181,803,754.04 | 264,996,672.00 | 810,960,695.02 | 0.00 | 0.00 | 0.00 | (697,039,304.98) | -46 % | |
| Revenue Collections | | 1,508,000,000.00 | 212,436,053.66 | 151,724,215.32 | 181,803,754.04 | 264,996,672.00 | 810,960,695.02 | 0.00 | 0.00 | 0.00 | (697,039,304.98) | -46 % | |
| Cash Receipts | | 1,508,000,000.00 | 212,436,053.66 | 151,724,215.32 | 181,803,754.04 | 264,996,672.00 | 810,960,695.02 | 0.00 | 0.00 | 0.00 | (697,039,304.98) | -46 % | |
| Non-Tax | | 1,508,000,000.00 | 212,436,053.66 | 151,724,215.32 | 181,803,754.04 | 264,996,672.00 | 810,960,695.02 | 0.00 | 0.00 | 0.00 | (697,039,304.98) | -46 % | |
| Rent/Lease Income | 4020205000 | 5,000,000.00 | 625,290.61 | 411,558.72 | 42,130.29 | 603,070.92 | 1,682,050.54 | 0.00 | 0.00 | 0.00 | (3,317,949.46) | -66 % | |
| Share from PAGCOR/PCSO | 4040102000 | 1,500,000,000.00 | 211,176,092.27 | 150,923,179.50 | 181,751,147.55 | 263,995,842.74 | 807,846,262.06 | 0.00 | 0.00 | 0.00 | (692,153,737.94) | -46 % | |
| Other Gains | 4050199000 | 3,000,000.00 | 634,670.78 | 389,477.10 | 10,476.20 | 397,758.34 | 1,432,382.42 | 0.00 | 0.00 | 0.00 | (1,567,617.58) | -52 % | |
| TOTAL | | 1,508,000,000.00 | 212,436,053.66 | 151,724,215.32 | 181,803,754.04 | 264,996,672.00 | 810,960,695.02 | 0.00 | 0.00 | 0.00 | (697,039,304.98) | -46 % | |

Certified Correct:


ERIK JEAN A. MAYORES

Acting-Chief Accounting Division

Date: January 26, 2022 *Rk*

Recommending Approval:


GUILLERMO B. TROY, JR

OIC-Executive Director

Date: January 26, 2022

Approved By:


WILLIAM I. RAMIREZ


Agency Head

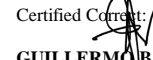
Date: January 26, 2022


QUARTERLY REPORT OF REVENUE AND OTHER RECEIPTS
As of the Quarter Ending December 31, 2021
(In Pesos)

Department: OTHER EXECUTIVE OFFICES
 Entity Name: PHILIPPINE SPORTS COMMISSION
 Operating Unit: (CO492)
 Organization Code (UACS): 26 032 0000000

| CLASSIFICATION / SOURCES OF REVENUE AND OTHER RECEIPTS | UACS Code | REVENUE TARGET (Annual) | ACTUAL REVENUE AND OTHER RECEIPTS/COLLECTIONS | | | | | CUMULATIVE REMITTANCE /DEPOSITS TO DATE | | | VARIANCE | | Remarks |
|---|-------------|-------------------------|---|----------------|----------------|----------------|----------------|---|---------------------|-----------|----------|---------------|---------|
| | | | 1st Quarter | 2nd Quarter | 3rd Quarter | 4th Quarter | TOTAL | Remittance to BTr | Deposited with AGDB | Total | Amount | % | |
| 1 | 2 | 3 | 4 | 5 | 6 | 7 | 8=(4+5+6+7) | 9 | 10 | 11=(9+10) | 12=(8-3) | 13 = (12 / 3) | 14 |
| A. General Fund (formerly Fund 101) | | - | - | - | - | - | - | - | - | - | - | - | |
| B. Special Account in the General Fund (formerly Fund 105, 183, 401, 151-159) | | - | - | - | - | - | - | - | - | - | - | - | |
| C. Off-Budget Accounts (formerly Fund 161 to 164, etc.) | | | | | | | | | | | | | |
| Rent Income | 40202050 00 | 5,000,000.00 | 625,290.61 | 411,558.72 | 42,130.29 | 603,070.92 | 1,682,050.54 | | | | | | |
| Share from PAGCOR/ PCSO | 40401020 00 | 1,500,000,000.00 | 211,176,092.27 | 150,923,179.50 | 181,751,147.55 | 263,995,842.74 | 807,846,262.06 | | | | | | |
| Miscellaneous Income | 40501990 00 | 3,000,000.00 | 634,670.78 | 389,477.10 | 10,476.20 | 397,758.34 | 1,432,382.42 | | | | | | |
| D. Custodial Funds (formerly Fund 101-184, 187) | | - | - | - | - | - | - | - | - | - | - | - | |
| TOTAL | | 1,508,000,000.00 | 212,436,053.66 | 151,724,215.32 | 181,803,754.04 | 264,996,672.00 | 810,960,695.02 | - | - | - | - | 0.00% | - |

Certified Correct:

ERIK JEAN A. MAYORES
 Acting - Chief of Accounting Division *EL*
 Date: January 26, 2022

Certified Correct:

GUILLERMO B. IROY JR.
 OIC - Executive Director
 Date: January 26, 2022

Approved By:

WILLIAM I. RAMIREZ
 Agency Head/Department Secretary/
 Date: January 26, 2022


QUARTERLY REPORT OF REVENUE AND OTHER RECEIPTS

As at the Quarter Ending September 30, 2021

Department : Other Executive Offices
 Agency : Philippine Sports Commission
 Operating Unit : < not applicable >
 Organization Code (UACS) : 26 032 0000000
 Fund Cluster : 05 - Internally Generated Funds

| Classification/Sources of Revenue and Other Receipts | UACS CODE | REVENUE TARGET (Annual) per BESF | Actual Revenue and Other Receipts Collections | | | | | Cumulative Remittance/Deposits to Date | | | Variance | | Remarks |
|--|------------|----------------------------------|---|----------------------------|-----------------------------|----------------------------|-----------------------|--|---------------------|-------------|-------------------------|--------------|---------|
| | | | 1st Quarter Ending March 31 | 2nd Quarter Ending June 30 | 3rd Quarter Ending Sept. 30 | 4th Quarter Ending Dec. 31 | Total | Remittance to BTr | Deposited with AGDB | TOTAL | Amount | % | |
| 1 | 2 | 3 | 4 | 5 | 6 | 7 | 8=[(6+(-)7)-8+9] | 9 | 10 | 11=(9+10) | 12=(8-3) | 13=(12/3) | 14 |
| Internally Generated Funds | | 1,508,000,000.00 | 212,436,053.88 | 151,724,215.32 | 191,165,845.94 | 0.00 | 555,326,114.92 | 0.00 | 0.00 | 0.00 | (952,673,885.08) | -83 % | |
| Revenue Collections | | 1,508,000,000.00 | 212,436,053.88 | 151,724,215.32 | 191,165,845.94 | 0.00 | 555,326,114.92 | 0.00 | 0.00 | 0.00 | (952,673,885.08) | -83 % | |
| Cash Receipts | | 1,508,000,000.00 | 212,436,053.88 | 151,724,215.32 | 191,165,845.94 | 0.00 | 555,326,114.92 | 0.00 | 0.00 | 0.00 | (952,673,885.08) | -83 % | |
| Non-Tax | | 1,508,000,000.00 | 212,436,053.88 | 151,724,215.32 | 191,165,845.94 | 0.00 | 555,326,114.92 | 0.00 | 0.00 | 0.00 | (952,673,885.08) | -83 % | |
| Rent/Lease Income | 4020205000 | 5,000,000.00 | 825,290.81 | 411,558.72 | 42,130.29 | 0.00 | 1,078,979.82 | 0.00 | 0.00 | 0.00 | (3,921,020.36) | -78 % | |
| Share from PAGCOR/PCSO | 4040102000 | 1,500,000,000.00 | 211,176,092.27 | 150,923,179.50 | 181,751,147.55 | 0.00 | 543,850,419.32 | 0.00 | 0.00 | 0.00 | (956,149,580.68) | -84 % | |
| Other Gains | 4050199000 | 3,000,000.00 | 834,670.78 | 389,477.10 | 9,372,588.10 | 0.00 | 10,396,715.98 | 0.00 | 0.00 | 0.00 | 7,396,715.98 | 247 % | |
| TOTAL | | 1,508,000,000.00 | 212,436,053.88 | 151,724,215.32 | 191,165,845.94 | 0.00 | 555,326,114.92 | 0.00 | 0.00 | 0.00 | (952,673,885.08) | -83 % | |


Certified Correct:


 ERIK JEAN A. MAYORES

Acting - Chief Accounting Division

Date: October 18, 2021


Recommending Approval:


 GUILLERMO H. MROY JR.

OIC- Executive Director

Date: October 18, 2021

Approved By:


 WILLIAM I. RAMIREZ


Agency Head


Date: October 18, 2021


QUARTERLY REPORT OF REVENUE AND OTHER RECEIPTS
As at the Quarter Ending June 30, 2021

Department : Other Executive Offices
 Agency : Philippine Sports Commission
 Operating Unit : < not applicable >
 Organization Code (UACS) : 26 032 0000000
 Fund Cluster : 05 - Internally Generated Funds

| Classification/Sources of Revenue and Other Receipts | UACS CODE | REVENUE TARGET (Annual) per BESF | Actual Revenue and Other Receipts Collections | | | | | Cumulative Remittance/Deposits to Date | | | Variance | | Remarks |
|--|------------|----------------------------------|---|----------------------------|-----------------------------|----------------------------|-----------------------|--|---------------------|-------------|---------------------------|--------------|---------|
| | | | 1st Quarter Ending March 31 | 2nd Quarter Ending June 30 | 3rd Quarter Ending Sept. 30 | 4th Quarter Ending Dec. 31 | Total | Remittance to BTr | Deposited with AGDE | TOTAL | Amount | % | |
| 1 | 2 | 3 | 4 | 5 | 6 | 7 | 8=[(6+)-]7)-8+8] | 9 | 10 | 11=(9+10) | 12=(8-3) | 13=(12/3) | 14 |
| Internally Generated Funds | | 1,508,000,000.00 | 212,438,053.66 | 151,724,215.32 | 0.00 | 0.00 | 364,160,268.98 | 0.00 | 0.00 | 0.00 | (1,143,839,731.02) | -76 % | |
| Revenue Collections | | 1,508,000,000.00 | 212,438,053.66 | 151,724,215.32 | 0.00 | 0.00 | 364,160,268.98 | 0.00 | 0.00 | 0.00 | (1,143,839,731.02) | -76 % | |
| Cash Receipts | | 1,508,000,000.00 | 212,438,053.66 | 151,724,215.32 | 0.00 | 0.00 | 364,160,268.98 | 0.00 | 0.00 | 0.00 | (1,143,839,731.02) | -76 % | |
| Non-Tax | | 1,508,000,000.00 | 212,438,053.66 | 151,724,215.32 | 0.00 | 0.00 | 364,160,268.98 | 0.00 | 0.00 | 0.00 | (1,143,839,731.02) | -76 % | |
| Rent/Lease Income | 4020205000 | 5,000,000.00 | 626,290.81 | 411,658.72 | 0.00 | 0.00 | 1,036,849.33 | 0.00 | 0.00 | 0.00 | (3,963,150.67) | -79 % | |
| Share from PAGCOR/PCSO | 4040102000 | 1,500,000,000.00 | 211,176,092.27 | 150,823,179.50 | 0.00 | 0.00 | 362,099,271.77 | 0.00 | 0.00 | 0.00 | (1,137,900,728.23) | -76 % | |
| Other Gains | 4050199000 | 3,000,000.00 | 634,670.78 | 349,477.10 | 0.00 | 0.00 | 1,024,147.88 | 0.00 | 0.00 | 0.00 | (1,975,852.12) | -66 % | |
| TOTAL | | 1,508,000,000.00 | 212,438,053.66 | 151,724,215.32 | 0.00 | 0.00 | 364,160,268.98 | 0.00 | 0.00 | 0.00 | (1,143,839,731.02) | -76 % | |


 ERIKA JEANAL MAYORES
 Acting - Chief Accounting Division
 Date: July 26, 2021



 GUILLERMO L. TROY JR.
 OIC- Executive Director
 Date: July 26, 2021



 CELIA H. KIRAM
 OIC-Commissioner
 Date: July 26, 2021


QUARTERLY REPORT OF REVENUE AND OTHER RECEIPTS
As at the Quarter Ending March 31, 2021

Department : Other Executive Offices
 Agency : Philippine Sports Commission
 Operating Unit : < not applicable >
 Organization Code (UACS) : 26 032 0000000
 Fund Cluster : 05 - Internally Generated Funds

| Classification/Sources of Revenue and Other Receipts | UACS CODE | REVENUE TARGET (Annual) per BEF | Actual Revenue and Other Receipts Collections | | | | | Cumulative Remittance/Deposits to Date | | | Variance | | Remarks |
|--|------------|---------------------------------|---|----------------------------|-----------------------------|----------------------------|-----------------------|--|---------------------|-------------|---------------------------|--------------|---------|
| | | | 1st Quarter Ending March 31 | 2nd Quarter Ending June 30 | 3rd Quarter Ending Sept. 30 | 4th Quarter Ending Dec. 31 | Total | Remittance to BTr | Deposited with AGDS | TOTAL | Amount | % | |
| | | | 4 | 5 | 6 | 7 | 8=[(8+)-7]-8+9] | 9 | 10 | 11=(9+10) | 12=(8-8) | 13=(12/3) | |
| Internally Generated Funds | | 1,508,000,000.00 | 212,436,053.86 | 0.00 | 0.00 | 0.00 | 212,436,053.86 | 0.00 | 0.00 | 0.00 | (1,295,563,946.34) | -86 % | |
| Revenue Collections | | 1,508,000,000.00 | 212,436,053.86 | 0.00 | 0.00 | 0.00 | 212,436,053.86 | 0.00 | 0.00 | 0.00 | (1,295,563,946.34) | -86 % | |
| Cash Receipts | | 1,508,000,000.00 | 212,436,053.86 | 0.00 | 0.00 | 0.00 | 212,436,053.86 | 0.00 | 0.00 | 0.00 | (1,295,563,946.34) | -86 % | |
| Donation | | 1,508,000,000.00 | 212,436,053.86 | 0.00 | 0.00 | 0.00 | 212,436,053.86 | 0.00 | 0.00 | 0.00 | (1,295,563,946.34) | -86 % | |
| Rent/Lesse Income | 4020205000 | 5,000,000.00 | 825,290.81 | 0.00 | 0.00 | 0.00 | 825,290.81 | 0.00 | 0.00 | 0.00 | (4,374,709.39) | -87 % | |
| Share from PAGCOR/PCSO | 4040102000 | 1,500,000,000.00 | 211,176,092.27 | 0.00 | 0.00 | 0.00 | 211,176,092.27 | 0.00 | 0.00 | 0.00 | (1,288,823,907.73) | -86 % | |
| Other Gains | 4050199000 | 3,000,000.00 | 634,670.78 | 0.00 | 0.00 | 0.00 | 634,670.78 | 0.00 | 0.00 | 0.00 | (2,365,329.22) | -79 % | |
| TOTAL | | 1,508,000,000.00 | 212,436,053.86 | 0.00 | 0.00 | 0.00 | 212,436,053.86 | 0.00 | 0.00 | 0.00 | (1,295,563,946.34) | -86 % | |


 ERIK JEAN A. MAYORES
 Chief Accountant *R6*
 Date: 2021-04-30 01:32:54


 GUILLERMO ATROY, JR.
 OIC- Executive Director
 Date: 2021-04-30 01:33:44


 WILLIAM I. RAMIREZ
 Agency Head *M*
 Date: 2021-04-30 01:38:07