

MONTHLY REPORT OF DISBURSEMENTS
For the month of January 2021

Department : Other Executive Offices
 Agency/Entity : Philippine Sports Commission
 Operating Unit : < not applicable >
 Organization Code : 26 032 000000
 Fund Cluster : 01 Regular Agency Fund

Particulars	Current Year Budget					Prior Year's Budget					Current Year's Accounts Payable					TOTAL	SUB-TOTAL	Trust Liabilities				Grand Total					Remarks
	PS	MOOE	FinEx	CO	TOTAL	PS	MOOE	FinEx	CO	Sub-Total	PS	MOOE	FinEx	CO	Sub-Total			PS	MOOE	CO	TOTAL	PS	MOOE	FinEx	CO	TOTAL	
	2	3	4	5	6=(2+3+4+5)	7	8	9	10	11=(7+8+9+10)	12	13	14	15	16=(12+13+14+15)			17=(11+16)	18	20	21	22=(19+20+21)	23	24	25	26	
CASH DISBURSEMENTS	6,099,505.41	103,813.00	0.00	0.00	6,203,318.41	0.00	0.00	0.00	0.00	0.00	0.00	0.00	0.00	0.00	0.00	6,203,318.41	0.00	0.00	0.00	0.00	6,099,505.41	103,813.00	0.00	0.00	6,203,318.41		
Notice of Cash Allocation (NCA)	6,099,505.41	103,813.00	0.00	0.00	6,203,318.41	0.00	0.00	0.00	0.00	0.00	0.00	0.00	0.00	0.00	0.00	6,203,318.41	0.00	0.00	0.00	0.00	6,099,505.41	103,813.00	0.00	0.00	6,203,318.41		
MDS Checks Issued	6,099,505.41	103,813.00	0.00	0.00	6,203,318.41	0.00	0.00	0.00	0.00	0.00	0.00	0.00	0.00	0.00	0.00	6,203,318.41	0.00	0.00	0.00	0.00	6,099,505.41	103,813.00	0.00	0.00	6,203,318.41		
Advice to Debt Account	10,400.00	0.00	0.00	0.00	10,400.00	0.00	0.00	0.00	0.00	0.00	0.00	0.00	0.00	0.00	0.00	10,400.00	0.00	0.00	0.00	0.00	10,400.00	0.00	0.00	0.00	10,400.00		
Notice of Transfer Allocations (NTA)	0.00	0.00	0.00	0.00	0.00	0.00	0.00	0.00	0.00	0.00	0.00	0.00	0.00	0.00	0.00	0.00	0.00	0.00	0.00	0.00	0.00	0.00	0.00	0.00	0.00	0.00	
MDS Checks Issued	0.00	0.00	0.00	0.00	0.00	0.00	0.00	0.00	0.00	0.00	0.00	0.00	0.00	0.00	0.00	0.00	0.00	0.00	0.00	0.00	0.00	0.00	0.00	0.00	0.00	0.00	
Advice to Debt Account	0.00	0.00	0.00	0.00	0.00	0.00	0.00	0.00	0.00	0.00	0.00	0.00	0.00	0.00	0.00	0.00	0.00	0.00	0.00	0.00	0.00	0.00	0.00	0.00	0.00	0.00	
Working Fund for FAPs	0.00	0.00	0.00	0.00	0.00	0.00	0.00	0.00	0.00	0.00	0.00	0.00	0.00	0.00	0.00	0.00	0.00	0.00	0.00	0.00	0.00	0.00	0.00	0.00	0.00	0.00	
Cash Disbursement Ceiling (CDC)	0.00	0.00	0.00	0.00	0.00	0.00	0.00	0.00	0.00	0.00	0.00	0.00	0.00	0.00	0.00	0.00	0.00	0.00	0.00	0.00	0.00	0.00	0.00	0.00	0.00	0.00	
TOTAL CASH DISBURSEMENTS	6,099,505.41	103,813.00	0.00	0.00	6,203,318.41	0.00	0.00	0.00	0.00	0.00	0.00	0.00	0.00	0.00	0.00	6,203,318.41	0.00	0.00	0.00	0.00	6,099,505.41	103,813.00	0.00	0.00	6,203,318.41		
NON-CASH DISBURSEMENTS	0.00	0.00	0.00	0.00	0.00	0.00	0.00	0.00	0.00	0.00	0.00	0.00	0.00	0.00	0.00	0.00	0.00	0.00	0.00	0.00	0.00	0.00	0.00	0.00	0.00	0.00	
Tax Remittance Advice Issued (TRA)	0.00	0.00	0.00	0.00	0.00	0.00	0.00	0.00	0.00	0.00	0.00	0.00	0.00	0.00	0.00	0.00	0.00	0.00	0.00	0.00	0.00	0.00	0.00	0.00	0.00	0.00	
Non-Cash Disbursement Authority (NCAA)	0.00	0.00	0.00	0.00	0.00	0.00	0.00	0.00	0.00	0.00	0.00	0.00	0.00	0.00	0.00	0.00	0.00	0.00	0.00	0.00	0.00	0.00	0.00	0.00	0.00	0.00	
Disbursements effected through outright deductions from claims (release specific)	0.00	0.00	0.00	0.00	0.00	0.00	0.00	0.00	0.00	0.00	0.00	0.00	0.00	0.00	0.00	0.00	0.00	0.00	0.00	0.00	0.00	0.00	0.00	0.00	0.00	0.00	
Overpayment of expenses (e.g. personnel benefits)	0.00	0.00	0.00	0.00	0.00	0.00	0.00	0.00	0.00	0.00	0.00	0.00	0.00	0.00	0.00	0.00	0.00	0.00	0.00	0.00	0.00	0.00	0.00	0.00	0.00	0.00	
Restitution for loss of government property	0.00	0.00	0.00	0.00	0.00	0.00	0.00	0.00	0.00	0.00	0.00	0.00	0.00	0.00	0.00	0.00	0.00	0.00	0.00	0.00	0.00	0.00	0.00	0.00	0.00	0.00	
Liquidated damages and similar claims	0.00	0.00	0.00	0.00	0.00	0.00	0.00	0.00	0.00	0.00	0.00	0.00	0.00	0.00	0.00	0.00	0.00	0.00	0.00	0.00	0.00	0.00	0.00	0.00	0.00	0.00	
Documentary Stamp	0.00	0.00	0.00	0.00	0.00	0.00	0.00	0.00	0.00	0.00	0.00	0.00	0.00	0.00	0.00	0.00	0.00	0.00	0.00	0.00	0.00	0.00	0.00	0.00	0.00	0.00	
TOTAL NON-CASH DISBURSEMENTS	0.00	0.00	0.00	0.00	0.00	0.00	0.00	0.00	0.00	0.00	0.00	0.00	0.00	0.00	0.00	0.00	0.00	0.00	0.00	0.00	0.00	0.00	0.00	0.00	0.00	0.00	
GRAND TOTAL	6,099,505.41	103,813.00	0.00	0.00	6,203,318.41	0.00	0.00	0.00	0.00	0.00	0.00	0.00	0.00	0.00	0.00	6,203,318.41	0.00	0.00	0.00	0.00	6,099,505.41	103,813.00	0.00	0.00	6,203,318.41		

SUMMARY

Particulars	Previous Report	This Month	As at Date
(1)	(2)	(3)	(4)
Total Disbursement Authorities Received	0.00	13,197,132.00	13,197,132.00
NCA	0.00	13,197,132.00	13,197,132.00
NTA	0.00	0.00	0.00
Working Fund	0.00	0.00	0.00
TRA	0.00	0.00	0.00
CDC	0.00	0.00	0.00
NCAA	0.00	0.00	0.00
Less: Notice of Transfer of Allocations (NTA)* Issued	0.00	0.00	0.00
Total Disbursement Authorities Available	0.00	13,197,132.00	13,197,132.00
Less:	0.00	0.00	0.00
Lapsed NCA	0.00	0.00	0.00
Disbursements	0.00	6,203,318.41	6,203,318.41
Less: Other Non-Cash Disbursements	0.00	0.00	0.00
Disbursements effected through outright deductions from claims	0.00	0.00	0.00
Overpayment of expenses (e.g. personnel benefits)	0.00	0.00	0.00
Restitution for loss of government property	0.00	0.00	0.00
Liquidated damages and similar claims	0.00	0.00	0.00
Others (e.g. TEF, BTr, Docs Stamp, etc.)	0.00	0.00	0.00
Add/Less: Adjustments (e.g. cancelled/dated checks)	0.00	0.00	0.00
Balance of Disbursement Authorities as at date	0.00	6,993,813.59	6,993,813.59
Total Disbursements Program	0.00	13,197,132.00	13,197,132.00
Less: *Actual Disbursements	0.00	6,203,318.41	6,203,318.41
(Over)/Under spending	0.00	6,993,813.59	6,993,813.59

Notes: * The use of NTA is discouraged
 Notes: ** Amounts should tally with the grand total disbursement (column 27).

Certified Correct:

CARLOS JASON T. SILVA

Date: 2021-02-03 17:18:39.0

Recommending Approval:

GUILLERMO B. RAMIREZ

Date: 2021-02-03 17:21:27.0

Approved By:

WILLIAM I. RAMIREZ

Date: 2021-02-03 17:25


MONTHLY REPORT OF DISBURSEMENTS
For the month of February 2021


Department : Other Executive Offices
 Agency/Entity : Philippine Sports Commission
 Operating Unit : < not applicable >
 Organization Code : 28 932 000000
 Fund Cluster : 01 Regular Agency Fund


Particulars	Current Year Budget					Prior Year's Budget					Current Year's Accounts Payable					SUB-TOTAL	Trust Liabilities				Grand Total					Remarks	
	P8	MOOE	FinEx	CO	TOTAL	Prior Year's Accounts Payable				Sub-Total	P8	MOOE	FinEx	CO	Sub-Total		TOTAL	P8	MOOE	CO	TOTAL	P8	MOOE	FinEx	CO		TOTAL
						P8	MOOE	FinEx	CO																		
	6=(2+3+4+5)	7	8	9	10	11=(7+8+9+10)	12	13	14	15	16=(12+13+14+15)	17=(11+16)	18=(6+17)	19	20	21	22=(19+20+21)	23	24	25	26	27=(23+24+25+26)	28				
CASH DISBURSEMENTS	4,812,488.11	7,960,570.42	0.00	0.00	12,773,058.53	0.00	0.00	0.00	0.00	0.00	0.00	0.00	0.00	0.00	12,773,058.53	0.00	0.00	0.00	0.00	4,812,488.11	7,960,570.42	0.00	0.00	12,773,058.53			
Notice of Cash Allocation (NCA)	4,812,488.11	7,960,570.42	0.00	0.00	12,773,058.53	0.00	0.00	0.00	0.00	0.00	0.00	0.00	0.00	0.00	12,773,058.53	0.00	0.00	0.00	0.00	4,812,488.11	7,960,570.42	0.00	0.00	12,773,058.53			
MDS Checks Issued	4,560,423.25	2,305,878.16	0.00	0.00	6,866,301.41	0.00	0.00	0.00	0.00	0.00	0.00	0.00	0.00	0.00	6,866,301.41	0.00	0.00	0.00	0.00	4,560,423.25	2,305,878.16	0.00	0.00	6,866,301.41			
Advice to Debit Account	252,064.86	5,654,692.26	0.00	0.00	5,906,757.12	0.00	0.00	0.00	0.00	0.00	0.00	0.00	0.00	0.00	5,906,757.12	0.00	0.00	0.00	0.00	252,064.86	5,654,692.26	0.00	0.00	5,906,757.12			
Notice of Transfer Allocations (NTA)	0.00	0.00	0.00	0.00	0.00	0.00	0.00	0.00	0.00	0.00	0.00	0.00	0.00	0.00	0.00	0.00	0.00	0.00	0.00	0.00	0.00	0.00	0.00	0.00			
MDS Checks Issued	0.00	0.00	0.00	0.00	0.00	0.00	0.00	0.00	0.00	0.00	0.00	0.00	0.00	0.00	0.00	0.00	0.00	0.00	0.00	0.00	0.00	0.00	0.00	0.00			
Advice to Debit Account	0.00	0.00	0.00	0.00	0.00	0.00	0.00	0.00	0.00	0.00	0.00	0.00	0.00	0.00	0.00	0.00	0.00	0.00	0.00	0.00	0.00	0.00	0.00	0.00			
Working Fund for PAFs	0.00	0.00	0.00	0.00	0.00	0.00	0.00	0.00	0.00	0.00	0.00	0.00	0.00	0.00	0.00	0.00	0.00	0.00	0.00	0.00	0.00	0.00	0.00	0.00			
Cash Disbursement Ceiling (CDC)	0.00	0.00	0.00	0.00	0.00	0.00	0.00	0.00	0.00	0.00	0.00	0.00	0.00	0.00	0.00	0.00	0.00	0.00	0.00	0.00	0.00	0.00	0.00	0.00			
TOTAL CASH DISBURSEMENTS	4,812,488.11	7,960,570.42	0.00	0.00	12,773,058.53	0.00	0.00	0.00	0.00	0.00	0.00	0.00	0.00	0.00	12,773,058.53	0.00	0.00	0.00	0.00	4,812,488.11	7,960,570.42	0.00	0.00	12,773,058.53			
NON-CASH DISBURSEMENTS	472,424.75	365,739.14	0.00	0.00	838,163.89	0.00	0.00	0.00	0.00	0.00	0.00	0.00	0.00	0.00	838,163.89	0.00	0.00	0.00	0.00	472,424.75	365,739.14	0.00	0.00	838,163.89			
Tax Remittance Advices Issued (TRA)	472,424.75	365,739.14	0.00	0.00	838,163.89	0.00	0.00	0.00	0.00	0.00	0.00	0.00	0.00	0.00	838,163.89	0.00	0.00	0.00	0.00	472,424.75	365,739.14	0.00	0.00	838,163.89			
Non-Cash Availment Authority (NCAA)	0.00	0.00	0.00	0.00	0.00	0.00	0.00	0.00	0.00	0.00	0.00	0.00	0.00	0.00	0.00	0.00	0.00	0.00	0.00	0.00	0.00	0.00	0.00	0.00			
Disbursements effected through outright deductions from claims (claims agency)	0.00	0.00	0.00	0.00	0.00	0.00	0.00	0.00	0.00	0.00	0.00	0.00	0.00	0.00	0.00	0.00	0.00	0.00	0.00	0.00	0.00	0.00	0.00	0.00			
Overpayment of expenses (e.g. personnel benefits)	0.00	0.00	0.00	0.00	0.00	0.00	0.00	0.00	0.00	0.00	0.00	0.00	0.00	0.00	0.00	0.00	0.00	0.00	0.00	0.00	0.00	0.00	0.00	0.00			
Restitution for loss of government property	0.00	0.00	0.00	0.00	0.00	0.00	0.00	0.00	0.00	0.00	0.00	0.00	0.00	0.00	0.00	0.00	0.00	0.00	0.00	0.00	0.00	0.00	0.00	0.00			
Liquidated damages and similar claims	0.00	0.00	0.00	0.00	0.00	0.00	0.00	0.00	0.00	0.00	0.00	0.00	0.00	0.00	0.00	0.00	0.00	0.00	0.00	0.00	0.00	0.00	0.00	0.00			
Others (e.g. TEF, BTr, Docs Stamp, etc.)	0.00	0.00	0.00	0.00	0.00	0.00	0.00	0.00	0.00	0.00	0.00	0.00	0.00	0.00	0.00	0.00	0.00	0.00	0.00	0.00	0.00	0.00	0.00	0.00			
Ado/Less: Adjustments (e.g. cancelled/stated checks)	0.00	0.00	0.00	0.00	0.00	0.00	0.00	0.00	0.00	0.00	0.00	0.00	0.00	0.00	0.00	0.00	0.00	0.00	0.00	0.00	0.00	0.00	0.00	0.00			
Balance of Disbursement Authorities as at date	6,993,813.59	14,932,962.47			21,926,806.06										21,926,806.06												
TOTAL DISBURSEMENTS	472,424.75	365,739.14	0.00	0.00	838,163.89	0.00	0.00	0.00	0.00	0.00	0.00	0.00	0.00	0.00	838,163.89	0.00	0.00	0.00	0.00	472,424.75	365,739.14	0.00	0.00	838,163.89			
GRAND TOTAL	5,284,912.86	8,326,309.56	0.00	0.00	13,611,222.42	0.00	0.00	0.00	0.00	0.00	0.00	0.00	0.00	0.00	13,611,222.42	0.00	0.00	0.00	0.00	5,284,912.86	8,326,309.56	0.00	0.00	13,611,222.42			

SUMMARY	Particulars	(1)	Previous Report	This Month	As at Date
			(2)	(3)	(4)
Total Disbursement Authorities Received			13,197,132.00	28,544,214.89	41,741,346.89
NCA			13,197,132.00	27,708,051.00	40,903,183.00
NTA			0.00	0.00	0.00
Working Fund			0.00	0.00	0.00
TRA			0.00	838,163.89	838,163.89
CDC			0.00	0.00	0.00
NCAA			0.00	0.00	0.00
Less: Notice of Transfer of Allocations (NTA) Issued			0.00	0.00	0.00
Total Disbursement Authorities Available			13,197,132.00	28,544,214.89	41,741,346.89
Less:			0.00	0.00	0.00
Lapsed NCA			0.00	0.00	0.00
Disbursements			8,203,316.41	13,611,222.42	19,814,540.83
Less: Other Non-Cash Disbursements			0.00	0.00	0.00
Disbursements effected through outright deductions from claims			0.00	0.00	0.00
Overpayment of expenses (e.g. personnel benefits)			0.00	0.00	0.00
Restitution for loss of government property			0.00	0.00	0.00
Liquidated damages and similar claims			0.00	0.00	0.00
Others (e.g. TEF, BTr, Docs Stamp, etc.)			0.00	0.00	0.00
Ado/Less: Adjustments (e.g. cancelled/stated checks)			0.00	0.00	0.00
Balance of Disbursement Authorities as at date			6,993,813.59	14,932,962.47	21,926,806.06
Total Disbursements Program			13,197,132.00	28,544,214.89	41,741,346.89
Less: Actual Disbursements			8,203,316.41	13,611,222.42	19,814,540.83
(Over)/Under spending			6,993,813.59	14,932,962.47	21,926,806.06

Notes: * The use of NTA is discouraged
 Notes: ** Amounts should tally with the grand total disbursement (column 27).

Certified Correct:

 SEAN A. MAYORES
 Acting - Chief Accounting Division
 Date: March 8, 2021

Recommended Approval:

 GUILLERMO B. RUDY JR.
 OIC - Executive Director
 Date: March 8, 2021

Approved By:

 WILLIAM I. RAMIREZ
 Agency Head
 Date: March 8, 2021

MONTHLY REPORT OF DISBURSEMENTS
For the month of March 2021

FAR No. 4

Department: Other Executive Offices
Agency/Entity: Philippine Sports Commission
Operating Unit: < not applicable >
Organization Code (UACB): 26 932 000000
Fund Cluster: 01 Regular Agency Fund

Particulars	Current Year Budget						Prior Year's Accounts Payable						Current Year's Accounts Payable						SUB-TOTAL	Trust Liabilities				Grand Total				Remarks
	PS	MOOE	FinEx	CO	TOTAL		PS	MOOE	FinEx	CO	Sub-Total		PS	MOOE	FinEx	CO	Sub-Total			TOTAL	PS	MOOE	FinEx	CO	TOTAL			
	1	2	3	4	5	6	7	8	9	10	11	12	13	14	15	16	17	18		19	20	21	22	23	24	25	26	
CASH DISBURSEMENTS	4,748,274.84	1,988,904.88	0.00	0.00	6,737,179.72	0.00	0.00	0.00	0.00	0.00	0.00	0.00	0.00	0.00	0.00	0.00	0.00	0.00	6,737,179.72	0.00	0.00	0.00	0.00	4,748,274.84	1,988,904.88	0.00	0.00	6,737,179.72
Notice of Cash Allocation (NCA)	4,748,274.84	1,988,904.88	0.00	0.00	6,737,179.72	0.00	0.00	0.00	0.00	0.00	0.00	0.00	0.00	0.00	0.00	0.00	0.00	0.00	6,737,179.72	0.00	0.00	0.00	0.00	4,748,274.84	1,988,904.88	0.00	0.00	6,737,179.72
MOB Checks Issued	4,815,387.82	19,089.41	0.00	0.00	4,834,477.23	0.00	0.00	0.00	0.00	0.00	0.00	0.00	0.00	0.00	0.00	0.00	0.00	0.00	4,834,477.23	0.00	0.00	0.00	0.00	4,815,387.82	19,089.41	0.00	0.00	4,834,477.23
Advice to Debit Account	232,817.12	1,970,836.28	0.00	0.00	2,203,653.40	0.00	0.00	0.00	0.00	0.00	0.00	0.00	0.00	0.00	0.00	0.00	0.00	0.00	2,203,653.40	0.00	0.00	0.00	0.00	232,817.12	1,970,836.28	0.00	0.00	2,203,653.40
Notice of Transfer Allocations (NTA)	0.00	0.00	0.00	0.00	0.00	0.00	0.00	0.00	0.00	0.00	0.00	0.00	0.00	0.00	0.00	0.00	0.00	0.00	0.00	0.00	0.00	0.00	0.00	0.00	0.00	0.00	0.00	0.00
MOB Checks Issued	0.00	0.00	0.00	0.00	0.00	0.00	0.00	0.00	0.00	0.00	0.00	0.00	0.00	0.00	0.00	0.00	0.00	0.00	0.00	0.00	0.00	0.00	0.00	0.00	0.00	0.00	0.00	0.00
Advice to Debit Account	0.00	0.00	0.00	0.00	0.00	0.00	0.00	0.00	0.00	0.00	0.00	0.00	0.00	0.00	0.00	0.00	0.00	0.00	0.00	0.00	0.00	0.00	0.00	0.00	0.00	0.00	0.00	0.00
Warning Fund for FAAs	0.00	0.00	0.00	0.00	0.00	0.00	0.00	0.00	0.00	0.00	0.00	0.00	0.00	0.00	0.00	0.00	0.00	0.00	0.00	0.00	0.00	0.00	0.00	0.00	0.00	0.00	0.00	0.00
Cash Disbursement Voucher (CCDC)	0.00	0.00	0.00	0.00	0.00	0.00	0.00	0.00	0.00	0.00	0.00	0.00	0.00	0.00	0.00	0.00	0.00	0.00	0.00	0.00	0.00	0.00	0.00	0.00	0.00	0.00	0.00	0.00
TOTAL CASH DISBURSEMENTS	4,748,274.84	1,988,904.88	0.00	0.00	6,737,179.72	0.00	0.00	0.00	0.00	0.00	0.00	0.00	0.00	0.00	0.00	0.00	0.00	0.00	6,737,179.72	0.00	0.00	0.00	0.00	4,748,274.84	1,988,904.88	0.00	0.00	6,737,179.72
NON-CASH DISBURSEMENTS	873,731.37	815,844.71	0.00	0.00	1,689,576.08	0.00	0.00	0.00	0.00	0.00	0.00	0.00	0.00	0.00	0.00	0.00	0.00	0.00	1,689,576.08	0.00	0.00	0.00	0.00	873,731.37	815,844.71	0.00	0.00	1,689,576.08
Tax Remittance Advances Issued (TRA)	873,731.37	815,844.71	0.00	0.00	1,689,576.08	0.00	0.00	0.00	0.00	0.00	0.00	0.00	0.00	0.00	0.00	0.00	0.00	0.00	1,689,576.08	0.00	0.00	0.00	0.00	873,731.37	815,844.71	0.00	0.00	1,689,576.08
Non-Cash Assignment Authority (NCAA)	0.00	0.00	0.00	0.00	0.00	0.00	0.00	0.00	0.00	0.00	0.00	0.00	0.00	0.00	0.00	0.00	0.00	0.00	0.00	0.00	0.00	0.00	0.00	0.00	0.00	0.00	0.00	0.00
Disbursements effected through outright reductions from Claims (Disburse Note No. 1)	0.00	0.00	0.00	0.00	0.00	0.00	0.00	0.00	0.00	0.00	0.00	0.00	0.00	0.00	0.00	0.00	0.00	0.00	0.00	0.00	0.00	0.00	0.00	0.00	0.00	0.00	0.00	0.00
Overpayment of expenses (e.g. personal benefits)	0.00	0.00	0.00	0.00	0.00	0.00	0.00	0.00	0.00	0.00	0.00	0.00	0.00	0.00	0.00	0.00	0.00	0.00	0.00	0.00	0.00	0.00	0.00	0.00	0.00	0.00	0.00	0.00
Reimbursement for use of government property	0.00	0.00	0.00	0.00	0.00	0.00	0.00	0.00	0.00	0.00	0.00	0.00	0.00	0.00	0.00	0.00	0.00	0.00	0.00	0.00	0.00	0.00	0.00	0.00	0.00	0.00	0.00	0.00
Liquidated damages and similar claims	0.00	0.00	0.00	0.00	0.00	0.00	0.00	0.00	0.00	0.00	0.00	0.00	0.00	0.00	0.00	0.00	0.00	0.00	0.00	0.00	0.00	0.00	0.00	0.00	0.00	0.00	0.00	0.00
Others (e.g. TEF, BT, Documentary Stamp)	0.00	0.00	0.00	0.00	0.00	0.00	0.00	0.00	0.00	0.00	0.00	0.00	0.00	0.00	0.00	0.00	0.00	0.00	0.00	0.00	0.00	0.00	0.00	0.00	0.00	0.00	0.00	0.00
TOTAL NON-CASH DISBURSEMENTS	873,731.37	815,844.71	0.00	0.00	1,689,576.08	0.00	0.00	0.00	0.00	0.00	0.00	0.00	0.00	0.00	0.00	0.00	0.00	0.00	1,689,576.08	0.00	0.00	0.00	0.00	873,731.37	815,844.71	0.00	0.00	1,689,576.08
GRAND TOTAL	5,622,006.21	2,804,749.59	0.00	0.00	8,426,755.80	0.00	0.00	0.00	0.00	0.00	0.00	0.00	0.00	0.00	0.00	0.00	0.00	0.00	8,426,755.80	0.00	0.00	0.00	0.00	5,622,006.21	2,804,749.59	0.00	0.00	8,426,755.80

Particulars	Previous Report	This Month	As at Date
(1)	(2)	(3)	(4)
Total Disbursements: Authorize Received	41,741,346.58	294,389,576.08	336,130,922.87
NCA	40,903,183.00	283,300,000.00	324,203,183.00
NTA	0.00	0.00	0.00
Warning Fund	0.00	0.00	0.00
TRA	838,163.88	1,089,576.08	1,827,759.87
CCDC	0.00	0.00	0.00
NCAA	0.00	0.00	0.00
Less: Notice of Transfer of Allocations (NTA) issued	0.00	0.00	0.00
Total Disbursements: Authorize Available	41,741,346.58	294,389,576.08	336,130,922.87
Less:	0.00	0.00	0.00
Lapsed NCA	0.00	0.00	0.00
Disbursements	19,814,540.83	10,261,035.87	30,075,576.70
Less: Other Non-Cash Disbursements	0.00	0.00	0.00
Disbursements effected through outright reductions from claims	0.00	0.00	0.00
Overpayment of expenses (e.g. personal benefits)	0.00	0.00	0.00
Reimbursement for use of government property	0.00	0.00	0.00
Liquidated damages and similar claims	0.00	0.00	0.00
Others (e.g. TEF, BT, Docu Stamp, etc.)	0.00	0.00	0.00
Adjustment: Adjustments (e.g. cancelled/voided checks)	0.00	0.00	0.00
Balance of Disbursement Authorities as at Date	21,926,805.75	284,128,540.21	306,055,346.17
Total Disbursements Program	41,741,346.58	294,389,576.08	336,130,922.87
Less: Actual Disbursements	19,814,540.83	10,261,035.87	30,075,576.70
Over/Under spending	21,926,805.75	284,128,540.21	306,055,346.17

Note: * The use of NTA is discouraged
Note: ** Amounts should tally with the grand total disbursement (column 27)

CHR. JEAN A. MANTORES
CHR. JEAN A. MANTORES
Acting - Chief Accounting Officer on
Date: April 15, 2021

WILLIAM RAMIREZ
WILLIAM RAMIREZ
OIC - Executive Director
Date: April 15, 2021

WILLIAM RAMIREZ
WILLIAM RAMIREZ
Agency Head
Date: April 15, 2021

MONTHLY REPORT OF DISBURSEMENTS
For the month of January 2021


Department : Other Executive Offices
 Agency/Entity : Philippine Sports Commission
 Operating Unit : < not applicable >
 Organization Code : 26 032 000000
 Fund Cluster : 03 Special Account - Locally Funded/Domestic Grants Fund


Particulars	Current Year Budget					Prior Year's Budget					Current Year's Accounts Payable					TOTAL	SUB-TOTAL	Trust Liabilities			Grand Total					Remarks											
	PS	MOOE	FinEx	CO	TOTAL	Prior Year's Accounts Payable				Current Year's Accounts Payable				PS	MOOE			FinEx	CO	Sub-Total	PS	MOOE	CO	TOTAL	PS		MOOE	FinEx	CO	TOTAL							
						7	8	9	10	11=(7+8+9+10)	12	13	14																		15	16=(12+13+14+15)	17=(11+16)	18=(6+17)	19	20	21
CASH DISBURSEMENTS	0.00	0.00	0.00	0.00	0.00	0.00	0.00	0.00	0.00	0.00	0.00	0.00	0.00	0.00	0.00	0.00	0.00	0.00	0.00	0.00	0.00	0.00	0.00	0.00	0.00	0.00	0.00	0.00	0.00	0.00	0.00	0.00	0.00	0.00	0.00	0.00	0.00
Notice of Cash Allocation (NCA)	0.00	0.00	0.00	0.00	0.00	0.00	0.00	0.00	0.00	0.00	0.00	0.00	0.00	0.00	0.00	0.00	0.00	0.00	0.00	0.00	0.00	0.00	0.00	0.00	0.00	0.00	0.00	0.00	0.00	0.00	0.00	0.00	0.00	0.00	0.00	0.00	0.00
MDS Checks Issued	0.00	0.00	0.00	0.00	0.00	0.00	0.00	0.00	0.00	0.00	0.00	0.00	0.00	0.00	0.00	0.00	0.00	0.00	0.00	0.00	0.00	0.00	0.00	0.00	0.00	0.00	0.00	0.00	0.00	0.00	0.00	0.00	0.00	0.00	0.00	0.00	0.00
Advice to Credit Account	0.00	0.00	0.00	0.00	0.00	0.00	0.00	0.00	0.00	0.00	0.00	0.00	0.00	0.00	0.00	0.00	0.00	0.00	0.00	0.00	0.00	0.00	0.00	0.00	0.00	0.00	0.00	0.00	0.00	0.00	0.00	0.00	0.00	0.00	0.00	0.00	0.00
Notice of Transfer Allocations (NTA)	0.00	0.00	0.00	0.00	0.00	0.00	0.00	0.00	0.00	0.00	0.00	0.00	0.00	0.00	0.00	0.00	0.00	0.00	0.00	0.00	0.00	0.00	0.00	0.00	0.00	0.00	0.00	0.00	0.00	0.00	0.00	0.00	0.00	0.00	0.00	0.00	0.00
MDS Checks Issued	0.00	0.00	0.00	0.00	0.00	0.00	0.00	0.00	0.00	0.00	0.00	0.00	0.00	0.00	0.00	0.00	0.00	0.00	0.00	0.00	0.00	0.00	0.00	0.00	0.00	0.00	0.00	0.00	0.00	0.00	0.00	0.00	0.00	0.00	0.00	0.00	0.00
Advice to Credit Account	0.00	0.00	0.00	0.00	0.00	0.00	0.00	0.00	0.00	0.00	0.00	0.00	0.00	0.00	0.00	0.00	0.00	0.00	0.00	0.00	0.00	0.00	0.00	0.00	0.00	0.00	0.00	0.00	0.00	0.00	0.00	0.00	0.00	0.00	0.00	0.00	0.00
Working Fund for FAPs	0.00	0.00	0.00	0.00	0.00	0.00	0.00	0.00	0.00	0.00	0.00	0.00	0.00	0.00	0.00	0.00	0.00	0.00	0.00	0.00	0.00	0.00	0.00	0.00	0.00	0.00	0.00	0.00	0.00	0.00	0.00	0.00	0.00	0.00	0.00	0.00	0.00
Cash Disbursement Ceiling (CDC)	0.00	0.00	0.00	0.00	0.00	0.00	0.00	0.00	0.00	0.00	0.00	0.00	0.00	0.00	0.00	0.00	0.00	0.00	0.00	0.00	0.00	0.00	0.00	0.00	0.00	0.00	0.00	0.00	0.00	0.00	0.00	0.00	0.00	0.00	0.00	0.00	0.00
TOTAL CASH DISBURSEMENTS	0.00	0.00	0.00	0.00	0.00	0.00	0.00	0.00	0.00	0.00	0.00	0.00	0.00	0.00	0.00	0.00	0.00	0.00	0.00	0.00	0.00	0.00	0.00	0.00	0.00	0.00	0.00	0.00	0.00	0.00	0.00	0.00	0.00	0.00	0.00	0.00	0.00
NON-CASH DISBURSEMENTS	0.00	0.00	0.00	0.00	0.00	0.00	0.00	0.00	0.00	0.00	0.00	0.00	0.00	0.00	0.00	0.00	0.00	0.00	0.00	0.00	0.00	0.00	0.00	0.00	0.00	0.00	0.00	0.00	0.00	0.00	0.00	0.00	0.00	0.00	0.00	0.00	0.00
Tax Remittance Advices issued (TRA)	0.00	0.00	0.00	0.00	0.00	0.00	0.00	0.00	0.00	0.00	0.00	0.00	0.00	0.00	0.00	0.00	0.00	0.00	0.00	0.00	0.00	0.00	0.00	0.00	0.00	0.00	0.00	0.00	0.00	0.00	0.00	0.00	0.00	0.00	0.00	0.00	0.00
Non-Cash Availment Authority (NCAA)	0.00	0.00	0.00	0.00	0.00	0.00	0.00	0.00	0.00	0.00	0.00	0.00	0.00	0.00	0.00	0.00	0.00	0.00	0.00	0.00	0.00	0.00	0.00	0.00	0.00	0.00	0.00	0.00	0.00	0.00	0.00	0.00	0.00	0.00	0.00	0.00	0.00
Disbursements effected through outright deductions from claims/advance receivable (overpayment of expenses, e.g. personnel benefits)	0.00	0.00	0.00	0.00	0.00	0.00	0.00	0.00	0.00	0.00	0.00	0.00	0.00	0.00	0.00	0.00	0.00	0.00	0.00	0.00	0.00	0.00	0.00	0.00	0.00	0.00	0.00	0.00	0.00	0.00	0.00	0.00	0.00	0.00	0.00	0.00	0.00
Restitution for loss of government property	0.00	0.00	0.00	0.00	0.00	0.00	0.00	0.00	0.00	0.00	0.00	0.00	0.00	0.00	0.00	0.00	0.00	0.00	0.00	0.00	0.00	0.00	0.00	0.00	0.00	0.00	0.00	0.00	0.00	0.00	0.00	0.00	0.00	0.00	0.00	0.00	0.00
Liquidated damages and similar claims	0.00	0.00	0.00	0.00	0.00	0.00	0.00	0.00	0.00	0.00	0.00	0.00	0.00	0.00	0.00	0.00	0.00	0.00	0.00	0.00	0.00	0.00	0.00	0.00	0.00	0.00	0.00	0.00	0.00	0.00	0.00	0.00	0.00	0.00	0.00	0.00	0.00
Others (e.g. TRF, BTR, Docs Stamp, etc.)	0.00	0.00	0.00	0.00	0.00	0.00	0.00	0.00	0.00	0.00	0.00	0.00	0.00	0.00	0.00	0.00	0.00	0.00	0.00	0.00	0.00	0.00	0.00	0.00	0.00	0.00	0.00	0.00	0.00	0.00	0.00	0.00	0.00	0.00	0.00	0.00	
BTI-Documentary Stamp	0.00	0.00	0.00	0.00	0.00	0.00	0.00	0.00	0.00	0.00	0.00	0.00	0.00	0.00	0.00	0.00	0.00	0.00	0.00	0.00	0.00	0.00	0.00	0.00	0.00	0.00	0.00	0.00	0.00	0.00	0.00	0.00	0.00	0.00	0.00	0.00	
TOTAL CASH DISBURSEMENTS	0.00	0.00	0.00	0.00	0.00	0.00	0.00	0.00	0.00	0.00	0.00	0.00	0.00	0.00	0.00	0.00	0.00	0.00	0.00	0.00	0.00	0.00	0.00	0.00	0.00	0.00	0.00	0.00	0.00	0.00	0.00	0.00	0.00	0.00	0.00	0.00	
GRAND TOTAL	0.00	0.00	0.00	0.00	0.00	0.00	0.00	0.00	0.00	0.00	0.00	0.00	0.00	0.00	0.00	0.00	0.00	0.00	0.00	0.00	0.00	0.00	0.00	0.00	0.00	0.00	0.00	0.00	0.00	0.00	0.00	0.00	0.00	0.00	0.00	0.00	


SUMMARY

Particulars	Previous Report	This Month	As at Date
(1)	(2)	(3)	(4)
Total Disbursement Authorities Received	0.00	0.00	0.00
NCA	0.00	0.00	0.00
NTA	0.00	0.00	0.00
Working Fund	0.00	0.00	0.00
TRA	0.00	0.00	0.00
CDC	0.00	0.00	0.00
NCAA	0.00	0.00	0.00
Less: Notice of Transfer of Allocations (NTA) issued	0.00	0.00	0.00
Total Disbursement Authorities Available	0.00	0.00	0.00
Less:	0.00	0.00	0.00
Lapsed NCA	0.00	0.00	0.00
Disbursements	0.00	0.00	0.00
Less: Other Non-Cash Disbursements	0.00	0.00	0.00
Disbursements effected through outright deductions from claims	0.00	0.00	0.00
Overpayment of expenses (e.g. personnel benefits)	0.00	0.00	0.00
Restitution for loss of government property	0.00	0.00	0.00
Liquidated damages and similar claims	0.00	0.00	0.00
Others (e.g. TRF, BTR, Docs Stamp, etc.)	0.00	0.00	0.00
Add/Less: Adjustments (e.g. cancelled/stated checks)	0.00	0.00	0.00
Balance of Disbursement Authorities as at date	0.00	0.00	0.00
Total Disbursements Program	0.00	0.00	0.00
Less: Actual Disbursements	0.00	0.00	0.00
(Over)/Under spending	0.00	0.00	0.00

Notes: * The use of NTA is discouraged
 Notes: ** Amounts should tally with the grand total disbursement (column 28).

Certified Correct:

 CARLOS JASON T. SILVA
 Date: 2021-02-03 17:18:39.0

Recommended Approval:

 GUILLERMO B. IRBY JR.
 Date: 2021-02-03 17:21:27.0

Approved By:

 WILLIAM I. RAMIREZ
 Date: 2021-02-03 17:25

MONTHLY REPORT OF DISBURSEMENTS
For the month of February 2021

Department : Chief Executive Offices
 Agency/Entity : Philippine Sports Commission
 Operating Unit : < not applicable >
 Organization Code : 26 032 000000
 Fund Cluster : 03 Special Account - Locally Funded/Domestic Grants Fund

Particulars	Current Year Budget					Prior Year's Budget											Trust Liabilities					Grand Total	Remarks					
	PS	MOOE	FinEx	CO	TOTAL	Prior Year's Accounts Payable					Current Year's Accounts Payable						TOTAL	SUB-TOTAL	Trust Liabilities									
						PS	MOOE	FinEx	CO	Sub-Total	PS	MOOE	FinEx	CO	Sub-Total	PS			MOOE	CO	TOTAL							
1	2	3	4	5	6=(2+3+4+5)	7	8	9	10	11=(7+8+9+10)	12	13	14	15	16=(12+13+14+15)	17=(11+16)	18=(8+17)	19	20	21	22=(19+20+21)	23	24	25	26	27=(23+24+25+26)	28	
CASH DISBURSEMENTS	0.00	0.00	0.00	0.00	0.00	0.00	0.00	0.00	0.00	0.00	0.00	0.00	0.00	0.00	0.00	0.00	0.00	0.00	0.00	0.00	0.00	0.00	0.00	0.00	0.00	0.00	0.00	0.00
Notice of Cash Allocation (NCA)	0.00	0.00	0.00	0.00	0.00	0.00	0.00	0.00	0.00	0.00	0.00	0.00	0.00	0.00	0.00	0.00	0.00	0.00	0.00	0.00	0.00	0.00	0.00	0.00	0.00	0.00	0.00	0.00
MDS Checks Issued	0.00	0.00	0.00	0.00	0.00	0.00	0.00	0.00	0.00	0.00	0.00	0.00	0.00	0.00	0.00	0.00	0.00	0.00	0.00	0.00	0.00	0.00	0.00	0.00	0.00	0.00	0.00	0.00
Advice to Debit Account	0.00	0.00	0.00	0.00	0.00	0.00	0.00	0.00	0.00	0.00	0.00	0.00	0.00	0.00	0.00	0.00	0.00	0.00	0.00	0.00	0.00	0.00	0.00	0.00	0.00	0.00	0.00	0.00
Notice of Transfer Allocations (NTA)	0.00	0.00	0.00	0.00	0.00	0.00	0.00	0.00	0.00	0.00	0.00	0.00	0.00	0.00	0.00	0.00	0.00	0.00	0.00	0.00	0.00	0.00	0.00	0.00	0.00	0.00	0.00	0.00
MDS Checks Issued	0.00	0.00	0.00	0.00	0.00	0.00	0.00	0.00	0.00	0.00	0.00	0.00	0.00	0.00	0.00	0.00	0.00	0.00	0.00	0.00	0.00	0.00	0.00	0.00	0.00	0.00	0.00	0.00
Advice to Debit Account	0.00	0.00	0.00	0.00	0.00	0.00	0.00	0.00	0.00	0.00	0.00	0.00	0.00	0.00	0.00	0.00	0.00	0.00	0.00	0.00	0.00	0.00	0.00	0.00	0.00	0.00	0.00	0.00
Working Fund for FAPs	0.00	0.00	0.00	0.00	0.00	0.00	0.00	0.00	0.00	0.00	0.00	0.00	0.00	0.00	0.00	0.00	0.00	0.00	0.00	0.00	0.00	0.00	0.00	0.00	0.00	0.00	0.00	0.00
Cash Disbursement Calling (CDC)	0.00	0.00	0.00	0.00	0.00	0.00	0.00	0.00	0.00	0.00	0.00	0.00	0.00	0.00	0.00	0.00	0.00	0.00	0.00	0.00	0.00	0.00	0.00	0.00	0.00	0.00	0.00	0.00
TOTAL CASH DISBURSEMENTS	0.00	0.00	0.00	0.00	0.00	0.00	0.00	0.00	0.00	0.00	0.00	0.00	0.00	0.00	0.00	0.00	0.00	0.00	0.00	0.00	0.00	0.00	0.00	0.00	0.00	0.00	0.00	0.00
NON-CASH DISBURSEMENTS	0.00	812,358.29	0.00	0.00	812,358.29	0.00	0.00	0.00	0.00	0.00	0.00	0.00	0.00	0.00	0.00	0.00	812,358.29	0.00	0.00	0.00	0.00	812,358.29	0.00	0.00	0.00	812,358.29	0.00	812,358.29
Tax Remittance Advice Issued (TRA)	0.00	812,358.29	0.00	0.00	812,358.29	0.00	0.00	0.00	0.00	0.00	0.00	0.00	0.00	0.00	0.00	0.00	812,358.29	0.00	0.00	0.00	0.00	812,358.29	0.00	0.00	0.00	812,358.29	0.00	812,358.29
Non-Cash Availment Authority (NCAA)	0.00	0.00	0.00	0.00	0.00	0.00	0.00	0.00	0.00	0.00	0.00	0.00	0.00	0.00	0.00	0.00	0.00	0.00	0.00	0.00	0.00	0.00	0.00	0.00	0.00	0.00	0.00	0.00
Disbursements effected through outright deductions from claims (claims availed...)	0.00	0.00	0.00	0.00	0.00	0.00	0.00	0.00	0.00	0.00	0.00	0.00	0.00	0.00	0.00	0.00	0.00	0.00	0.00	0.00	0.00	0.00	0.00	0.00	0.00	0.00	0.00	0.00
Overpayment of expenses (e.g. personal benefits)	0.00	0.00	0.00	0.00	0.00	0.00	0.00	0.00	0.00	0.00	0.00	0.00	0.00	0.00	0.00	0.00	0.00	0.00	0.00	0.00	0.00	0.00	0.00	0.00	0.00	0.00	0.00	0.00
Restitution for loss of government property	0.00	0.00	0.00	0.00	0.00	0.00	0.00	0.00	0.00	0.00	0.00	0.00	0.00	0.00	0.00	0.00	0.00	0.00	0.00	0.00	0.00	0.00	0.00	0.00	0.00	0.00	0.00	0.00
Liquidated damages and similar claims	0.00	0.00	0.00	0.00	0.00	0.00	0.00	0.00	0.00	0.00	0.00	0.00	0.00	0.00	0.00	0.00	0.00	0.00	0.00	0.00	0.00	0.00	0.00	0.00	0.00	0.00	0.00	0.00
Others (e.g. TEF, B7, Docs Stamp, etc.)	0.00	0.00	0.00	0.00	0.00	0.00	0.00	0.00	0.00	0.00	0.00	0.00	0.00	0.00	0.00	0.00	0.00	0.00	0.00	0.00	0.00	0.00	0.00	0.00	0.00	0.00	0.00	0.00
CASH DISBURSEMENTS	0.00	812,358.29	0.00	0.00	812,358.29	0.00	0.00	0.00	0.00	0.00	0.00	0.00	0.00	0.00	0.00	0.00	812,358.29	0.00	0.00	0.00	0.00	812,358.29	0.00	0.00	0.00	812,358.29	0.00	812,358.29
GRAND TOTAL	0.00	812,358.29	0.00	0.00	812,358.29	0.00	0.00	0.00	0.00	0.00	0.00	0.00	0.00	0.00	0.00	0.00	812,358.29	0.00	0.00	0.00	0.00	812,358.29	0.00	0.00	0.00	812,358.29	0.00	812,358.29

SUMMARY

Particulars	Previous Report	This Month	As at Date
(1)	(2)	(3)	(4)
Total Disbursement Authorities Received	0.00	812,358.29	812,358.29
NCA	0.00	0.00	0.00
NTA	0.00	0.00	0.00
Working Fund	0.00	0.00	0.00
TRA	0.00	812,358.29	812,358.29
CDC	0.00	0.00	0.00
NCAA	0.00	0.00	0.00
Less: Notice of Transfer of Allocations (NTA)* issued	0.00	0.00	0.00
Total Disbursement Authorities Available	0.00	812,358.29	812,358.29
Less:	0.00	0.00	0.00
Lapsed NCA	0.00	0.00	0.00
Disbursements	0.00	812,358.29	812,358.29
Less: Other Non-Cash Disbursements	0.00	0.00	0.00
Disbursements effected through outright deductions from claims	0.00	0.00	0.00
Overpayment of expenses (e.g. personal benefits)	0.00	0.00	0.00
Restitution for loss of government property	0.00	0.00	0.00
Liquidated damages and similar claims	0.00	0.00	0.00
Others (e.g. TEF, B7, Docs Stamp, etc.)	0.00	0.00	0.00
Add/Less Adjustments (e.g. cancelled/staled checks)	0.00	0.00	0.00
Balance of Disbursement Authorities as at date	0.00	0.00	0.00
Total Disbursements Program	0.00	812,358.29	812,358.29
Less: Actual Disbursements	0.00	812,358.29	812,358.29
(Over)/Under spending	0.00	0.00	0.00

Notes: * The use of NTA is discouraged
 Notes: ** Amounts should tally with the grand total disbursement (column 27).

Chief Accountant:
 JEAN A. MAYORES
 Acting - Chief Accounting Division
 Date: March 8, 2021

Recommending Approval:
 GUILLERMO B. TRIOY JR.
 OIC - Executive Director
 Date: March 8, 2021

Approved By:
 WILLIAM I. RAMIREZ
 Agency Head
 Date: March 8, 2021

MONTHLY REPORT OF DISBURSEMENTS
For the month of March 2001

Department: Other Executive Offices
Agency/Office: Philippine Sports Commission
Accounting Unit: 4 not applicable
Organizational Code (OAGS): 33 032 000000
Fund Number: 33 Special Account - Locally Funded/Non-Federal Grants Fund

Table with columns for Performance, Current Year Budget, Prior Year's Budget, Current Year's Available Budget, and Grand Total. Rows include various fund categories like Clean Environment, Health of Man, and Education.

SUMMARY
Performance: 19
Total Disbursement Available: 142,200.00
Total Disbursement: 142,200.00
Total Available: 142,200.00
Total Disbursed: 142,200.00

JEAN L. RAMIREZ
Acting Chief Accounting Officer
Date: April 15, 2001

WILLIAM L. RAMIREZ
Acting Chief Accounting Officer
Date: April 15, 2001

WILLIAM L. RAMIREZ
Agency Head
Date: April 15, 2001