


QUARTERLY PHYSICAL REPORT OF OPERATION
As of December 31, 2021

Department : Other Executive Offices
Agency : Philippine Sports Commission
Operating Unit : < not applicable >

Organization Code (UACS) : 26 032 0000000

Particulars	UACS CODE	Physical Target (Budget Year)					Physical Accomplishment (Budget Year)					Variance	Remarks
		1st Quarter	2nd Quarter	3rd Quarter	4th Quarter	Total	1st Quarter	2nd Quarter	3rd Quarter	4th Quarter	Total		
1	2	3	4	5	6	7	8	9	10	11	12	13	14
AMATEUR SPORTS DEVELOPMENT PROGRAM	310100000000000												
OO : Source of athletic talents widened													
Outcome Indicators													
1. Number of grassroots athletes competing in the Philippine National Games and Batang Pinoy Games		4,415	4,415	4,415	4,415	17,660	0	0	0	0	0	-17,660	All national/local competitions were suspended since March 2020 due to the pandemic.
2. Number of Filipinos participating in Sports-for-All activities		46,087	46,087	46,087	46,087	187,230	5,970	15,453	25,893	32,169	79,485	-107,745	Lower by 107,745 due to the suspension/discontinuance of face-to-face sports activities because of the pandemic. Instead, various nationwide webinars and online trainings were offered by the PSC.
3. Number of national athletes participating in international and national competitions		448	448	449	449	1794	5	62	501	316	884	-910	Lower by 910 due to limited international competitions organized, and all national/local competitions were suspended because of the pandemic.
Output Indicators													
1. Number of LGUs sending delegates in PSC competitions		33	33	32	32	130	0	0	0	0	0	0	All national/local competitions were suspended since March 2020 due to the pandemic.
2. Number of promotional events/activities held		20	20	20	20	80	74	99	223	128	524	444	Higher to the target by 444.
3. Number of national athletes and coaches supported		297	298	298	298	1,191 ave.	1,398 ave.	1,353 ave.	1,503 ave.	1,747 ave.	1,500 ave.	309	Higher to the target by 309.


Prepared By:


DOMINGO, LAURO JR. O.
Chief of Program, Research and Development Division

In coordination with:


IROY, GUILLERMO JR. B.
Executive Director

Approved By:



KIRAM, CELIA H.
Commissioner / OIC


**QUARTERLY PHYSICAL REPORT OF OPERATION
As of September 30, 2021**


Department : Other Executive Offices
Agency : Philippine Sports Commission
Operating Unit : < not applicable >

Organization Code (UACS) : 26 032 0000000

Particulars	UACS CODE	Physical Target (Budget Year)					Physical Accomplishment (Budget Year)					Variance	Remarks
		1st Quarter	2nd Quarter	3rd Quarter	4th Quarter	Total	1st Quarter	2nd Quarter	3rd Quarter	4th Quarter	Total		
1	2	3	4	5	6	7	8	9	10	11	12	13	14
AMATEUR SPORTS DEVELOPMENT PROGRAM	3101000000000000												
OO : Source of athletic talents widened													
Outcome Indicators													
1. Number of grassroots athletes competing in the Philippine National Games and Batang Pinoy Games		4,415	4,415	4,415	4,415	17,660	0	0	0		0		
2. Number of Filipinos participating in Sports- for-All activities		46,087	46,087	46,087	46,087	187,230	5,970	15,453	25,893		47,316		
3. Number of national athletes participating in international and national competitions		448	448	449	449	1794	5	62	501		568		Data for 3rd quarter includes athletes not included in 1st and 2nd quarter.
Output Indicators													
1. Number of LGUs sending delegates in PSC competitions		33	33	32	32	130	0	0	0		0		
2. Number of promotional events/activities held		20	20	20	20	80	74	99	223		396		
3. Number of national athletes and coaches supported		297	298	298	298	1,191 ave.	1,398 ave.	1,353 ave.	1,503 ave.		1,418 ave.		

Prepared By: 
 DOMINGO, LAURO JR. O.
 Chief, Program Research and Development Division

In coordination with: 
 IROY, GUILLERMO JR. B.
 Acting Executive Director

Approved By: 
 RAMIREZ, WILLIAM I.
 Chairman

QUARTERLY PHYSICAL REPORT OF OPERATION

As of June 30, 2021

Department : Other Executive Offices
 Agency : Philippine Sports Commission
 Operating Unit : < not applicable >
 Organization Code (UACS) : 26 032 0000000

Particulars	UACS CODE	Physical Target (Budget Year)					Physical Accomplishment (Budget Year)					Variance	Remarks
		1st Quarter	2nd Quarter	3rd Quarter	4th Quarter	Total	1st Quarter	2nd Quarter	3rd Quarter	4th Quarter	Total		
1	2	3	4	5	6	7	8	9	10	11	12	13	14
AMATEUR SPORTS DEVELOPMENT PROGRAM	3101000000000000												
OO : Source of athletic talents widened													
Outcome Indicators													
1. Number of grassroots athletes competing in the Philippine National Games and Batang Pinoy Games		4,415	4,415	4,415	4,415	17,660	0	0					
2. Number of Filipinos participating in Sports-for-All activities		46,087	46,087	46,087	46,087	187,230	5,970	15,453					
3. Number of national athletes participating in international and national competitions		448	448	449	449	1,794	5	62					
Output Indicators													
1. Number of LGUs sending delegates in PSC competitions		33	33	32	32	130	0	0					
2. Number of promotional events/activities held		20	20	20	20	80	74	99					
3. Number of national athletes and coaches supported		297	298	298	298	1,191 ave	1,398 ave	1,353 ave.					

Prepared By:

DOMINGO, LAURO JR. O.
PRDD Chief

In coordination with:

IROY, GUILLERMO JR. B.
Acting Executive Director

Approved By:

KIRAM, CELIA H.
OIC – Commissioner

QUARTERLY PHYSICAL REPORT OF OPERATION

As of March 31, 2021

Department : Other Executive Offices
 Agency : Philippine Sports Commission
 Operating Unit : < not applicable >
 Organization Code (UACS) : 26 032 0000000

Particulars	UACS CODE	Physical Target (Budget Year)					Physical Accomplishment (Budget Year)					Variance	Remarks
		1st Quarter	2nd Quarter	3rd Quarter	4th Quarter	Total	1st Quarter	2nd Quarter	3rd Quarter	4th Quarter	Total		
1	2	3	4	5	6	7	8	9	10	11	12	13	14
AMATEUR SPORTS DEVELOPMENT PROGRAM	3101000000000000												
OO : Source of athletic talents widened													
Outcome Indicators													
1. Number of grassroots athletes competing in the Philippine National Games and Batang Pinoy Games		4,415	4,415	4,415	4,415	17,660	0						
2. Number of Filipinos participating in Sports-for-All activities		46,087	46,087	46,087	46,087	187,230	5,970						
3. Number of national athletes participating in international and national competitions		448	448	449	449	1,794	5						
Output Indicators													
1. Number of LGUs sending delegates in PSC competitions		33	33	32	32	130	0						
2. Number of promotional events/activities held		20	20	20	20	80	74						
3. Number of national athletes and coaches supported		297	298	298	298	1,191 ave	1,398 ave						

Prepared By:

DOMINGO, LAURO JR. O.
PRDD Chief

In coordination with:

IROY, GUILLERMO JR. B.
Acting Executive Director

Approved By:

RAMIREZ, WILLIAM I.
Chairman