


FINANCIAL REPORT OF OPERATION
For the Quarter Ending September 30, 2020
(In Pesos)


BAR No. 2

Department Other Executive Office
Agency/OU Philippine Sports Commission
Fund Cluster 01 101 101

| Program / Activity / Projects Allotment Class (1) | Available Allotment | | | Obligations Incurred This Quarter (5) | Unobligated Balance of Allotment (6)=(4)-(5) | Remarks (7) |
|--|---------------------------------|---------------------|----------------------|--|---|----------------|
| | Balance Previous Quarter (2) | This Quarter (3) | Total (4)=(2)+(3) | | | |
| CURRENT YEAR BUDGET | | | | | | |
| PROGRAMS | | | | | | |
| GASS | | | | | | |
| PS, MOOE or CO | 33,581,975.23 | | 33,581,975.23 | 15,567,690.86 | 18,014,284.37 | |
| Sub-total | 33,581,975.23 | 0.00 | 33,581,975.23 | 15,567,690.86 | 18,014,284.37 | |
| SUPPORT TO OPERATIONS | | | | | | |
| PS, MOOE or CO | | | | | | |
| Sub-total | 0.00 | 0.00 | 0.00 | 0.00 | 0.00 | |
| OPERATIONS | | | | | | |
| PS, MOOE or CO | 68,772,447.11 | -28,605,000.00 | 40,167,447.11 | 12,969,644.38 | 27,197,802.73 | |
| Sub-total | 68,772,447.11 | -28,605,000.00 | 40,167,447.11 | 12,969,644.38 | 27,197,802.73 | |
| Total, Programs | 102,354,422.34 | -28,605,000.00 | 73,749,422.34 | 28,537,335.24 | 45,212,087.10 | |
| PROJECTS | | | | | | |
| LOCALLY-FUNDED PROJECTS | | | | | | |
| PS, MOOE or CO | | | 0.00 | | 0.00 | |
| Sub-total | 0.00 | 0.00 | 0.00 | 0.00 | 0.00 | |
| Total, Projects | 0.00 | 0.00 | 0.00 | 0.00 | 0.00 | |
| TOTAL, CURRENT YEAR BUDGET | 102,354,422.34 | -28,605,000.00 | 73,749,422.34 | 28,537,335.24 | 45,212,087.10 | |
| PRIOR YEAR'S BUDGET (Cont. Appro.) | | | | | | |
| PROGRAMS | | | | | | |
| GASS | | | | | | |
| PS, MOOE or CO | 160,054.86 | | 160,054.86 | 159,261.00 | 793.86 | |
| Sub-total | 160,054.86 | 0.00 | 160,054.86 | 159,261.00 | 793.86 | |
| OPERATIONS | | | | | | |
| PS, MOOE or CO | 0.00 | | 0.00 | 0.00 | | |
| Sub-total | 0.00 | 0.00 | 0.00 | 0.00 | 0.00 | |
| CONTINGENT FUND | | | | | | |
| PS, MOOE or CO | 24,462,142.55 | | 24,462,142.55 | 24,370,761.61 | 91,380.94 | |
| Sub-total | 24,462,142.55 | 0.00 | 24,462,142.55 | 24,370,761.61 | 91,380.94 | |
| Total, Programs | 24,622,197.41 | 0.00 | 24,622,197.41 | 24,530,022.61 | 92,174.80 | |
| PROJECTS | | | | | | |
| LOCALLY-FUNDED PROJECTS | | | | | | |
| PS, MOOE or CO | | | | | | |
| Sub-total | 0.00 | 0.00 | 0.00 | 0.00 | 0.00 | |
| Total, Projects | 0.00 | 0.00 | 0.00 | 0.00 | 0.00 | |
| TOTAL, PRIOR YEAR'S BUDGET | 24,622,197.41 | 0.00 | 24,622,197.41 | 24,530,022.61 | 92,174.80 | |
| GRAND TOTAL | 126,976,619.75 | -28,605,000.00 | 98,371,619.75 | 53,067,357.85 | 45,304,261.90 | |

Certified Correct:


VIOLETA R. TUAZON
Acting Chief, Budget Division


ERIK JEAN A. MAYORES
Acting Chief, Accounting Division

Noted by:


ATTY. GUILLERMO B. IROY, JR
OIC-Executive Director

FINANCIAL REPORT OF OPERATION
For the Quarter Ending September 30, 2020
(In Pesos)

BAR No. 2

Department Other Executive Office
Agency/OU Philippine Sports Commission
Fund Cluster 03 104 377

| Program / Activity / Projects Allotment Class (1) | Available Allotment | | | Obligations Incurred This Quarter (5) | Unobligated Balance of Allotment (6)=(4)-(5) | Remarks (7) |
|--|---------------------------------|---------------------|----------------------|--|---|----------------|
| | Balance Previous Quarter (2) | This Quarter (3) | Total (4)=(2)+(3) | | | |
| CURRENT YEAR BUDGET | | | | | | |
| PROGRAMS | | | | | | |
| GASS | | | | | | |
| PS, MOOE or CO | | | 0.00 | | 0.00 | |
| Sub-total | 0.00 | 0.00 | 0.00 | 0.00 | 0.00 | |
| SUPPORT TO OPERATIONS | | | | | | |
| PS, MOOE or CO | | | | | | |
| Sub-total | 0.00 | 0.00 | 0.00 | 0.00 | 0.00 | |
| OPERATIONS | | | | | | |
| PS, MOOE or CO | | 11,271,024.00 | 11,271,024.00 | 11,269,967.34 | 1,056.66 | |
| Sub-total | 0.00 | 11,271,024.00 | 11,271,024.00 | 11,269,967.34 | 1,056.66 | |
| Total, Programs | 0.00 | 11,271,024.00 | 11,271,024.00 | 11,269,967.34 | 1,056.66 | |
| PROJECTS | | | | | | |
| LOCALLY-FUNDED PROJECTS | | | | | | |
| PS, MOOE or CO | | | | | | |
| Sub-total | 0.00 | 0.00 | 0.00 | 0.00 | 0.00 | |
| Total, Projects | 0.00 | 0.00 | 0.00 | 0.00 | 0.00 | |
| TOTAL, CURRENT YEAR BUDGET | 0.00 | 11,271,024.00 | 11,271,024.00 | 11,269,967.34 | 1,056.66 | |
| PRIOR YEAR'S BUDGET (Cont. Appro.) | | | | | | |
| PROGRAMS | | | | | | |
| GASS | | | | | | |
| PS, MOOE or CO | | | | | | |
| Sub-total | 0.00 | 0.00 | 0.00 | 0.00 | 0.00 | |
| SUPPORT TO OPERATIONS | | | | | | |
| PS, MOOE or CO | | | | | | |
| Sub-total | 0.00 | 0.00 | 0.00 | 0.00 | 0.00 | |
| OPERATIONS | | | | | | |
| PS, MOOE or CO | | | | | | |
| Sub-total | 0.00 | 0.00 | 0.00 | 0.00 | 0.00 | |
| Total, Programs | 0.00 | 0.00 | 0.00 | 0.00 | 0.00 | |
| PROJECTS | | | | | | |
| LOCALLY-FUNDED PROJECTS | | | | | | |
| PS, MOOE or CO | | | | | | |
| Sub-total | 0.00 | 0.00 | 0.00 | 0.00 | 0.00 | |
| Total, Projects | 0.00 | 0.00 | 0.00 | 0.00 | 0.00 | |
| TOTAL, PRIOR YEAR'S BUDGET | 0.00 | 0.00 | 0.00 | 0.00 | 0.00 | |
| GRAND TOTAL | 0.00 | 11,271,024.00 | 11,271,024.00 | 11,269,967.34 | 1,056.66 | |

Certified Correct:


VIOLETA R. TUAZON
Acting Chief, Budget Division


ERIK JEAN A. MAYORES
Acting Chief, Accounting Division

Noted by:


ATTY. GUILLERMO B. IROY, JR
OIC-Executive Director

FINANCIAL REPORT OF OPERATION

For the Quarter Ending June 30, 2020

(In Pesos)


BAR No. 2


Department Other Executive Office
 Agency/OU Philippine Sports Commission
 Fund Cluster 01 101 101


| Program / Activity / Projects Allotment Class (1) | Available Allotment | | | Obligations Incurred This Quarter (5) | Unobligated Balance of Allotment (6)=(4)-(5) | Remarks (7) |
|--|---------------------------------|---------------------|----------------------|--|---|----------------|
| | Balance Previous Quarter (2) | This Quarter (3) | Total (4)=(2)+(3) | | | |
| CURRENT YEAR BUDGET | | | | | | |
| PROGRAMS | | | | | | |
| GASS | | | | | | |
| PS, MOOE or CO | 57,211,126.54 | -1,072,535.00 | 56,138,591.54 | 22,556,616.31 | 33,581,975.23 | |
| Sub-total | 57,211,126.54 | -1,072,535.00 | 56,138,591.54 | 22,556,616.31 | 33,581,975.23 | |
| SUPPORT TO OPERATIONS | | | | | | |
| PS, MOOE or CO | | | | | | |
| Sub-total | 0.00 | 0.00 | 0.00 | 0.00 | 0.00 | |
| OPERATIONS | | | | | | |
| PS, MOOE or CO | 80,759,865.53 | -1,072,535.00 | 79,687,330.53 | 10,914,883.42 | 68,772,447.11 | |
| Sub-total | 80,759,865.53 | -1,072,535.00 | 79,687,330.53 | 10,914,883.42 | 68,772,447.11 | |
| Total, Programs | 137,970,992.07 | -2,145,070.00 | 135,825,922.07 | 33,471,499.73 | 102,354,422.34 | |
| PROJECTS | | | | | | |
| LOCALLY-FUNDED PROJECTS | | | | | | |
| PS, MOOE or CO | 0.00 | 0.00 | 0.00 | | 0.00 | |
| Sub-total | 0.00 | 0.00 | 0.00 | 0.00 | 0.00 | |
| Total, Projects | 0.00 | 0.00 | 0.00 | 0.00 | 0.00 | |
| TOTAL, CURRENT YEAR BUDGET | 137,970,992.07 | -2,145,070.00 | 135,825,922.07 | 33,471,499.73 | 102,354,422.34 | |
| PRIOR YEAR'S BUDGET (Cont. Appro.) | | | | | | |
| PROGRAMS | | | | | | |
| GASS | | | | | | |
| PS, MOOE or CO | 296,829.06 | | 296,829.06 | 136,774.20 | 160,054.86 | |
| Sub-total | 296,829.06 | 0.00 | 296,829.06 | 136,774.20 | 160,054.86 | |
| OPERATIONS | | | | | | |
| PS, MOOE or CO | 7,617,213.36 | | 7,617,213.36 | | 7,617,213.36 | |
| Sub-total | 7,617,213.36 | 0.00 | 7,617,213.36 | 0.00 | 7,617,213.36 | |
| CONTINGENT FUND | | | | | | |
| PS, MOOE or CO | 66,093,008.38 | | 66,093,008.38 | 41,630,865.83 | 24,462,142.55 | |
| Sub-total | 66,093,008.38 | 0.00 | 66,093,008.38 | 41,630,865.83 | 24,462,142.55 | |
| Total, Programs | 74,007,050.80 | 0.00 | 74,007,050.80 | 41,767,640.03 | 32,239,410.77 | |
| PROJECTS | | | | | | |
| LOCALLY-FUNDED PROJECTS | | | | | | |
| PS, MOOE or CO | | | | | | |
| Sub-total | 0.00 | 0.00 | 0.00 | 0.00 | 0.00 | |
| Total, Projects | 0.00 | 0.00 | 0.00 | 0.00 | 0.00 | |
| TOTAL, PRIOR YEAR'S BUDGET | 74,007,050.80 | 0.00 | 74,007,050.80 | 41,767,640.03 | 32,239,410.77 | |
| GRAND TOTAL | 211,978,042.87 | -2,145,070.00 | 209,832,972.87 | 75,239,139.76 | 134,593,833.11 | |

Certified Correct:

Noted by:


VIOLETA R. TUAZON
 Chief, Budget Division


ERIK JEAN A. MAYORES
 Acting Chief, Accounting Division


SIMEON GABRIEL M. RIVERA
 Acting Deputy Executive Director-AFMS

FINANCIAL REPORT OF OPERATION

For the Quarter Ending June 30, 2020

(In Pesos)


BAR No. 2


Department Other Executive Office
 Agency/OU Philippine Sports Commission
 Fund Cluster 03 104 377


| Program / Activity / Projects Allotment Class (1) | Available Allotment | | | Obligations Incurred This Quarter (5) | Unobligated Balance of Allotment (6)=(4)-(5) | Remarks (7) |
|--|---------------------------------|---------------------|----------------------|--|---|----------------|
| | Balance Previous Quarter (2) | This Quarter (3) | Total (4)=(2)+(3) | | | |
| CURRENT YEAR BUDGET | | | | | | |
| PROGRAMS | | | | | | |
| GASS | | | | | | |
| PS, MOOE or CO | | | | | | |
| Sub-total | 0.00 | 0.00 | 0.00 | 0.00 | 0.00 | |
| SUPPORT TO OPERATIONS | | | | | | |
| PS, MOOE or CO | | | | | | |
| Sub-total | 0.00 | 0.00 | 0.00 | 0.00 | 0.00 | |
| OPERATIONS | | | | | | |
| PS, MOOE or CO | | | | | | |
| Sub-total | 0.00 | 0.00 | 0.00 | 0.00 | 0.00 | |
| Total, Programs | 0.00 | 0.00 | 0.00 | 0.00 | 0.00 | |
| PROJECTS | | | | | | |
| LOCALLY-FUNDED PROJECTS | | | | | | |
| PS, MOOE or CO | | | | | | |
| Sub-total | 0.00 | 0.00 | 0.00 | 0.00 | 0.00 | |
| Total, Projects | 0.00 | 0.00 | 0.00 | 0.00 | 0.00 | |
| TOTAL, CURRENT YEAR BUDGET | 0.00 | 0.00 | 0.00 | 0.00 | 0.00 | |
| PRIOR YEAR'S BUDGET (Cont. Appro.) | | | | | | |
| PROGRAMS | | | | | | |
| GASS | | | | | | |
| PS, MOOE or CO | | | | | | |
| Sub-total | 0.00 | 0.00 | 0.00 | 0.00 | 0.00 | |
| SUPPORT TO OPERATIONS | | | | | | |
| PS, MOOE or CO | | | | | | |
| Sub-total | 0.00 | 0.00 | 0.00 | 0.00 | 0.00 | |
| OPERATIONS | | | | | | |
| PS, MOOE or CO | | | | | | |
| Sub-total | 0.00 | 0.00 | 0.00 | 0.00 | 0.00 | |
| Total, Programs | 0.00 | 0.00 | 0.00 | 0.00 | 0.00 | |
| PROJECTS | | | | | | |
| LOCALLY-FUNDED PROJECTS | | | | | | |
| PS, MOOE or CO | | | | | | |
| Sub-total | 0.00 | 0.00 | 0.00 | 0.00 | 0.00 | |
| Total, Projects | 0.00 | 0.00 | 0.00 | 0.00 | 0.00 | |
| TOTAL, PRIOR YEAR'S BUDGET | 0.00 | 0.00 | 0.00 | 0.00 | 0.00 | |
| GRAND TOTAL | 0.00 | 0.00 | 0.00 | 0.00 | 0.00 | |

Certified Correct:

Noted by:


VIOLETA R. TUAZON
 Chief, Budget Division


ERIK JEAN A. MAYORES
 Acting Chief, Accounting Division


SIMEON GABRIEL M. RIVERA
 Acting Deputy Executive Director-AFMS

FINANCIAL REPORT OF OPERATION
For the Quarter Ending March 31, 2020
(In Pesos)

BAR No. 2

| | |
|--------------|-------------------------------------|
| Department | <u>Other Executive Office</u> |
| Agency/OU | <u>Philippine Sports Commission</u> |
| Fund Cluster | <u>01 101 101</u> |

| Program / Activity / Projects Allotment Class (1) | Available Allotment | | | Obligations Incurred This Quarter (5) | Unobligated Balance of Allotment (6)=(4)-(5) | Remarks (7) |
|--|---------------------------------|---------------------|----------------------|--|---|----------------|
| | Balance Previous Quarter (2) | This Quarter (3) | Total (4)=(2)+(3) | | | |
| CURRENT YEAR BUDGET | | | | | | |
| PROGRAMS | | | | | | |
| GASS | | | | | | |
| PS, MOOE or CO | 80,144,000.00 | | 80,144,000.00 | 22,932,873.46 | 57,211,126.54 | |
| Sub-total | 80,144,000.00 | 0.00 | 80,144,000.00 | 22,932,873.46 | 57,211,126.54 | |
| SUPPORT TO OPERATIONS | | | | | | |
| PS, MOOE or CO | | | | | | |
| Sub-total | 0.00 | 0.00 | 0.00 | 0.00 | 0.00 | |
| OPERATIONS | | | | | | |
| PS, MOOE or CO | 97,712,000.00 | | 97,712,000.00 | 16,952,134.47 | 80,759,865.53 | |
| Sub-total | 97,712,000.00 | 0.00 | 97,712,000.00 | 16,952,134.47 | 80,759,865.53 | |
| Total, Programs | 177,856,000.00 | 0.00 | 177,856,000.00 | 39,885,007.93 | 137,970,992.07 | |
| PROJECTS | | | | | | |
| LOCALLY-FUNDED PROJECTS | | | | | | |
| PS, MOOE or CO | | 0.00 | 0.00 | | 0.00 | |
| Sub-total | 0.00 | 0.00 | 0.00 | 0.00 | 0.00 | |
| Total, Projects | 0.00 | 0.00 | 0.00 | 0.00 | 0.00 | |
| TOTAL, CURRENT YEAR BUDGET | 177,856,000.00 | 0.00 | 177,856,000.00 | 39,885,007.93 | 137,970,992.07 | |
| PRIOR YEAR'S BUDGET (Cont. Appro.) | | | | | | |
| PROGRAMS | | | | | | |
| GASS | | | | | | |
| PS, MOOE or CO | 296,829.06 | | 296,829.06 | | 296,829.06 | |
| Sub-total | 296,829.06 | 0.00 | 296,829.06 | 0.00 | 296,829.06 | |
| OPERATIONS | | | | | | |
| PS, MOOE or CO | 7,617,213.36 | | 7,617,213.36 | | 7,617,213.36 | |
| Sub-total | 7,617,213.36 | 0.00 | 7,617,213.36 | 0.00 | 7,617,213.36 | |
| CONTINGENT FUND | | | | | | |
| PS, MOOE or CO | 356,375,517.74 | | 356,375,517.74 | 290,282,509.36 | 66,093,008.38 | |
| Sub-total | 356,375,517.74 | 0.00 | 356,375,517.74 | 290,282,509.36 | 66,093,008.38 | |
| Total, Programs | 364,289,560.16 | 0.00 | 364,289,560.16 | 290,282,509.36 | 74,007,050.80 | |
| PROJECTS | | | | | | |
| LOCALLY-FUNDED PROJECTS | | | | | | |
| PS, MOOE or CO | | | | | | |
| Sub-total | 0.00 | 0.00 | 0.00 | 0.00 | 0.00 | |
| Total, Projects | 0.00 | 0.00 | 0.00 | 0.00 | 0.00 | |
| TOTAL, PRIOR YEAR'S BUDGET | 364,289,560.16 | 0.00 | 364,289,560.16 | 290,282,509.36 | 74,007,050.80 | |
| GRAND TOTAL | 542,145,560.16 | 0.00 | 542,145,560.16 | 330,167,517.29 | 211,978,042.87 | |
| | | | | | | |

| | | |
|---|---|--|
|  VIOLETA R. TUAZON Chief, Budget Division | Certified Correct:  ERIK JEAN A. MAYORES Acting Chief, Accounting Division | Noted by:  SIMEON GABRIEL M. RIVERA Acting Deputy Executive Director-AFMS |
|---|---|--|

FINANCIAL REPORT OF OPERATION

For the Quarter Ending March 31, 2020


(In Pesos)


BAR No. 2

Department Other Executive Office
 Agency/OU Philippine Sports Commission
 Fund Cluster 03 104 377


| Program / Activity / Projects Allotment Class (1) | Available Allotment | | | Obligations Incurred This Quarter (5) | Unobligated Balance of Allotment (6)=(4)-(5) | Remarks (7) |
|--|---------------------------------|---------------------|----------------------|--|---|----------------|
| | Balance Previous Quarter (2) | This Quarter (3) | Total (4)=(2)+(3) | | | |
| CURRENT YEAR BUDGET | | | | | | |
| PROGRAMS | | | | | | |
| GASS | | | | | | |
| PS, MOOE or CO | | | | | | |
| Sub-total | 0.00 | 0.00 | 0.00 | 0.00 | 0.00 | |
| SUPPORT TO OPERATIONS | | | | | | |
| PS, MOOE or CO | | | | | | |
| Sub-total | 0.00 | 0.00 | 0.00 | 0.00 | 0.00 | |
| OPERATIONS | | | | | | |
| PS, MOOE or CO | | | | | | |
| Sub-total | 0.00 | 0.00 | 0.00 | 0.00 | 0.00 | |
| Total, Programs | 0.00 | 0.00 | 0.00 | 0.00 | 0.00 | |
| PROJECTS | | | | | | |
| LOCALLY-FUNDED PROJECTS | | | | | | |
| PS, MOOE or CO | | | | | | |
| Sub-total | 0.00 | 0.00 | 0.00 | 0.00 | 0.00 | |
| Total, Projects | 0.00 | 0.00 | 0.00 | 0.00 | 0.00 | |
| TOTAL, CURRENT YEAR BUDGET | 0.00 | 0.00 | 0.00 | 0.00 | 0.00 | |
| PRIOR YEAR'S BUDGET (Cont. Appro.) | | | | | | |
| PROGRAMS | | | | | | |
| GASS | | | | | | |
| PS, MOOE or CO | | | | | | |
| Sub-total | 0.00 | 0.00 | 0.00 | 0.00 | 0.00 | |
| SUPPORT TO OPERATIONS | | | | | | |
| PS, MOOE or CO | | | | | | |
| Sub-total | 0.00 | 0.00 | 0.00 | 0.00 | 0.00 | |
| OPERATIONS | | | | | | |
| PS, MOOE or CO | | | | | | |
| Sub-total | 0.00 | 0.00 | 0.00 | 0.00 | 0.00 | |
| Total, Programs | 0.00 | 0.00 | 0.00 | 0.00 | 0.00 | |
| PROJECTS | | | | | | |
| LOCALLY-FUNDED PROJECTS | | | | | | |
| PS, MOOE or CO | | | | | | |
| Sub-total | 0.00 | 0.00 | 0.00 | 0.00 | 0.00 | |
| Total, Projects | 0.00 | 0.00 | 0.00 | 0.00 | 0.00 | |
| TOTAL, PRIOR YEAR'S BUDGET | 0.00 | 0.00 | 0.00 | 0.00 | 0.00 | |
| GRAND TOTAL | 0.00 | 0.00 | 0.00 | 0.00 | 0.00 | |

Certified Correct:


VIOLETA R. TUAZON
 Chief, Budget Division


ERIK JEAN A. MAYORES
 Acting Chief, Accounting Division

Noted by:


SIMEON GABRIEL M. RIVERA
 Acting Deputy Executive Director-AFMS