

## As of the Quarter Ending September 30, 2020


	Current Year Appropriations	FAR No. 1
	Supplemental Appropriations	
	Continuing Appropriations	

Ending Source Code (as clustered)		01 101 101		Appropriations			Allotments			Current Year Obligations					Current Year Disbursements					Balances			
Particulars	UACS Code	Authorized Appropriation	Adjustments (Transfer (To)From Realignment)	Adjusted Appropriations	Allotments Received	Adjustments (Withdrawal, Realignment)	-----	-----	Adjusted Total Allotments	1st Quarter	2nd Quarter	3rd Quarter	4th Quarter	Total	1st Quarter	2nd Quarter	3rd Quarter	4th Quarter	Total	Unreleased Appropriations	Unobligated Allotments	Unpaid Obligations (15-20) = (23+24)	
										Ending March 31	Ending June 30	Ending Sept. 30	Ending Dec. 31		Ending March 31	Ending June 30	Ending Sept. 30	Ending Dec. 31				Due and Demandable	-----
Agency Specific Budget	01 101 101																						
General Administration and Support	1000000000000000		-	76,884,000.00	76,842,000.00				76,842,000.00	21,937,509.92	22,334,568.89	15,567,690.86	-	59,839,770.47	19,486,275.36	24,529,646.81	15,637,185.27	-	59,653,109.54	42,000.00	17,002,229.53	185,660.93	
General Admin. and Supervision	1000001000010000																						
PS				36,402,000.00	36,360,000.00				36,360,000.00	9,560,835.25	10,680,613.06	5,449,453.16		25,690,901.47	9,540,261.25	10,640,803.69	5,504,891.57		25,685,986.51	42,000.00	10,689,096.53	4,914.96	
MOOE				40,482,000.00	40,482,000.00				40,482,000.00	12,376,674.67	11,653,956.83	10,118,237.70		34,148,869.00	9,945,984.11	13,888,845.22	10,132,293.70		33,967,123.03	-	6,333,131.00	181,745.97	
Fin Exp. (If applicable)																							
CO																							
Operations	3000000000000000		(528,605,000.00)	66,475,000.00	95,080,000.00	(26,605,000.00)	-		66,475,000.00	15,665,804.78	10,692,836.80	12,969,644.38	-	39,658,286.97	15,625,116.79	10,759,723.27	12,961,002.09	-	39,145,842.15	-	26,818,714.03	512,443.82	
MFO 1 - PROMOTION OF AMATEUR SPORTS	3101000000000000																						
Policy and Program Formulation & Amateur Sport Dev't. & Promotion	3101001000010000																						
PS	5010000000			28,677,000.00	28,677,000.00				28,677,000.00	8,976,058.68	8,622,115.45	4,261,817.12		21,859,991.25	8,953,802.68	8,989,219.47	4,309,630.46		21,852,652.61	-	6,817,008.75	7,338.64	
MOOE				33,696,000.00	33,696,000.00				33,696,000.00	6,119,746.11	2,070,721.35	8,707,827.26		16,898,294.72	5,971,314.11	2,170,503.80	8,251,371.63		16,393,189.54	-	16,797,705.28	505,105.18	
Fin Exp. (If applicable)																							
CO																							
National Sport for All-Grassroot Centerpiece Program	3101001000020000																						
PS																							
MOOE			(25,953,000.00)	1,450,000.00	27,403,000.00	(25,953,000.00)			1,450,000.00					650,000.00	650,000.00				650,000.00	-	800,000.00	-	
Fin Exp. (If applicable)																							
CO																							
4th Phil. Sports of Fame Enshrinement	3101002000030000																						
MOOE			(2,652,000.00)	2,652,000.00	5,304,000.00	(2,652,000.00)			2,652,000.00					250,000.00	250,000.00				250,000.00	-	2,402,000.00	-	
Prep. Hosting, Training and Participation for the 2020 Olympics and 10th ASEAN	3101002000090000																						
MOOE			(500,000,000.00)	-	-				-					-					-	-	-	-	
Training Seminar and Workshops and Competition for Arnis Sports	3101002000100000																						
MOOE			(5,000,000.00)	-	-				-					-					-	-	-	-	
Training for Kickboxing	3101002000110000																						
MOOE			(3,000,000.00)	-	-				-					-					-	-	-	-	
Construction Of Arnis Building	3101002000120000																						
CO			(20,000,000.00)	-	-				-										-	-	-	-	
SEA Games Legacy Program	3101002000130000																						
MOOE			(50,000,000.00)	-	-				-										-	-	-	-	
Trainers for Phils. Sports High School	3101002000140000																						
MOOE			(10,000,000.00)	-	-				-										-	-	-	-	
Grassroots Sports Program of Sports Not Offered in Public Sch.	3101002000150000																						
MOOE			(40,000,000.00)	-	-				-										-	-	-	-	
Support to Nat. Grassroots Prog	3101002000160000																						
MOOE			(40,000,000.00)	-	-				-										-	-	-	-	
Financial Assistance to Athletes	3101002000170000																						
MOOE			(5,000,000.00)	-	-				-										-	-	-	-	
Mindanao Games for Peace	3101002000180000																						
MOOE			(100,000,000.00)	-	-				-										-	-	-	-	

Department	:	OTHER EXECUTIVE OFFICES
Agency	:	PHILIPPINE SPORTS COMMISSION
Operating Unit	:	(C0492)
Organization Code (UACS)	:	26 032 0000000
Funding Source Code (as clustered)	:	01 101 101

Particulars		UACS Code	Appropriations			Allotments			Current Year Obligations					Current Year Disbursements					Balances				
			Authorized Appropriation	Adjustments (Transfer (To)/From, Realignment)	Adjusted Appropriations	Allotments Received	Adjustments (Withdrawal, Realignment)			Adjusted Total Allotments	1st Quarter Ending March 31	2nd Quarter Ending June 30	3rd Quarter Ending Sept. 30	4th Quarter Ending Dec. 31	Total	1st Quarter Ending March 31	2nd Quarter Ending June 30	3rd Quarter Ending Sept. 30	4th Quarter Ending Dec. 31	Total	Unreleased Appropriations	Unobligated Allotments	Unpaid Obligations (15-20) = (23+24)
Sub-Total, Agency Specific Budget			944,964,000.00	-	163,359,000.00	171,922,000.00				171,922,000.00	37,933,314.71	33,027,406.49	28,537,336.24	-	99,498,056.44	35,311,392.15	35,289,372.18	28,198,187.36	-	98,798,951.69	20,042,000.00	43,818,943.56	899,104.75
PS		5010000000	65,079,000.00	-	65,079,000.00	65,037,000.00				65,037,000.00	16,536,893.93	19,302,728.51	9,711,270.28		47,550,892.72	18,494,093.93	19,230,023.16	9,814,522.03	-	47,538,639.12	42,000.00	17,486,107.28	12,253.80
MOOE		5020000000	859,885,000.00	-	78,280,000.00	106,885,000.00	(28,605,000.00)			78,280,000.00	19,396,420.78	13,724,877.98	18,826,064.96		51,947,183.72	16,817,298.22	16,059,349.02	18,383,665.33	-	51,260,312.57	-	26,332,836.28	686,851.15
Fin Exp. (If applicable)			-		-	-				-	-	-	-	-	-	-	-	-	-	-	-	-	-
CO			20,000,000.00	-	20,000,000.00	-				-	-	-	-	-	-	-	-	-	-	20,000,000.00	-	-	-
II. Automatic Appropriations			6,163,000.00	(4,622,070.00)	1,540,930.00	6,163,000.00	(4,622,070.00)	-		1,540,930.00	1,951,893.22	444,093.24	-	-	2,395,786.46	958,155.14	1,422,210.48	(469.20)	-	2,379,896.42	-	(854,856.46)	15,890.04
RLIP		01 104 102	6,163,000.00	(4,622,070.00)	1,540,930.00	6,163,000.00	(4,622,070.00)	-		1,540,930.00	1,951,893.22	444,093.24	-	-	2,395,786.46	958,155.14	1,422,210.48	(469.20)	-	2,379,896.42	-	(854,856.46)	15,890.04
Special Acct in the Gen. Fund (Please Specify)			-		-	-				-	-	-	-	-	-	-	-	-	-	-	-	-	-
MOOE		5020000000	-		-	-				-	-	-	-	-	-	-	-	-	-	-	-	-	-
CO			-		-	-				-	-	-	-	-	-	-	-	-	-	-	-	-	-
Sub-Total, Automatic Appropriations			6,163,000.00	(4,622,070.00)	1,540,930.00	6,163,000.00	(4,622,070.00)	-		1,540,930.00	1,951,893.22	444,093.24	-	-	2,395,786.46	958,155.14	1,422,210.48	-	-	2,380,365.62	-	(854,856.46)	15,420.84
PS		5010000000	6,163,000.00	(4,622,070.00)	1,540,930.00	6,163,000.00	(4,622,070.00)	-		1,540,930.00	1,951,893.22	444,093.24	-	-	2,395,786.46	958,155.14	1,422,210.48	-	-	2,380,365.62	-	(854,856.46)	15,420.84
MOOE		5020000000	-		-	-				-	-	-	-	-	-	-	-	-	-	-	-	-	-
Fin Exp. (If applicable)			-		-	-				-	-	-	-	-	-	-	-	-	-	-	-	-	-
CO			-		-	-				-	-	-	-	-	-	-	-	-	-	-	-	-	-
III. Special Purpose Fund ( Please specify)			-		-	-				-	-	-	-	-	-	-	-	-	-	-	-	-	-
MPBF-PS		5010000000	2,248,000.00		2,248,000.00	2,248,000.00				2,248,000.00	-	-	-	-	-	-	-	-	-	-	-	2,248,000.00	-
PGF-PS (Persn Benefits)		5 01 04 030	-		-	-				-	-	-	-	-	-	-	-	-	-	-	-	-	-
Contingent Fund		5020000000	-		-	-				-	-</												

Approved By:



WILLIAM I. RAMIREZ

Chairman

STATEMENT OF APPROPRIATIONS, ALLOTMENTS, OBLIGATIONS, DISBURSEMENTS AND BALANCES  
As of the Quarter Ending September 30, 2020

Department : OTHER EXECUTIVE OFFICES  
Agency : PHILIPPINE SPORTS COMMISSION  
Operating Unit : (C0492)  
Organization Code (UACS) : 26 032 0000000  
Funding Source Code (as clustered) : 03 104 377

Current Year Appropriations  
Supplemental Appropriations  
Continuing Appropriations  
FAR No. 1

Funding Source Code (as clustered)		03 104 377																			
Particulars	UACS Code	Appropriations			Allotments			Current Year Obligations					Current Year Disbursements					Balances			
		Authorized Appropriation	Adjustments (Transfer (To)/From, Realignment)	Adjusted Appropriations	Allotments Received	Adjustments (Withdrawal, Realignment)		Adjusted Total Allotments	1st Quarter Ending March 31	2nd Quarter Ending June 30	3rd Quarter Ending Sept. 30	4th Quarter Ending Dec. 31	Total	1st Quarter Ending March 31	2nd Quarter Ending June 30	3rd Quarter Ending Sept. 30	4th Quarter Ending Dec. 31	Total	Unreleased Appropriations	Unobligated Allotments	Unpaid Obligations (15-20) = (23+24) Due and Demandable
Agency Specific Budget	01 101 101																				
General Administration and Support	1000000000000000	13,730,000.00	-	13,730,000.00	-			-	-	-	-	-	-	-	-	-	-	-	13,730,000.00	-	-
General Admin. and Supervision	100000100001000																				
PS				-				-					-					-			-
MOOE		13,730,000.00		13,730,000.00				-					-					-	13,730,000.00		-
Fin Exp. (if applicable)																					
CO																					
Operations	3000000000000000	16,096,000.00	-	16,096,000.00	11,271,024.00	-		11,271,024.00	-	-	11,269,967.34	-	11,269,967.34	-	-	11,269,967.34	-	11,269,967.34	4,824,976.00	1,056.66	-
MFO 1 - PROMOTION OF AMATEUR SPORTS	3101000000000000																				
Policy and Program Formulation & Amateur Sport Devt. & Promotion	310100100001000																				
PS	5010000000			-				-					-					-			-
MOOE		16,096,000.00		16,096,000.00	11,271,024.00			11,271,024.00			11,269,967.34		11,269,967.34			11,269,967.34		11,269,967.34	4,824,976.00	1,056.66	-
Fin Exp. (if applicable)																					
CO																					
National Sport for-All-Grassroot Centerpiece Program	310100100002000																				
PS				-				-					-					-			-
MOOE																					
Fin Exp. (if applicable)																					
CO																					
4th Phil. Sports of Fame Enshrinement	310100200008000																				
MOOE				-				-					-					-			-
Prep, Hosting, Training and Participation for the 2020 Olympics and 10th ASEAN	310100200009000																				
MOOE				-				-					-					-			-
Training, Seminar and Workshops and Competition for Arnis Sports	310100200010000																				
MOOE				-				-					-					-			-
Training for Kickboxing	310100200011000																				
MOOE				-				-					-					-			-
Construction Of Arnis Building	310100200012000																				
CO				-				-					-					-			-
SEA Games Legacy Program	310100200013000																				
MOOE				-				-					-					-			-
Trainers for Phils. Sports High School	310100200014000																				
MOOE				-				-					-					-			-
Grassroots Sports Program of Sports Not Offered in Public Sch.	310100200015000																				
MOOE				-				-					-					-			-
Support to Nat.Grassroots Prog.	310100200016000																				
MOOE				-				-					-					-			-
Financial Assistance to Athletes	310100200017000																				
MOOE				-				-					-					-			-
Mindanao Games for Peace	310100200018000																				
MOOE				-				-					-					-			-



Department	:	OTHER EXECUTIVE OFFICES
Agency	:	PHILIPPINE SPORTS COMMISSION
Operating Unit	:	(C0492)
Organization Code (UACS)	:	26 032 0000000
Funding Source Code (as clustered)	:	03 104 377





Particulars	UACS Code	Appropriations			Allotments			Current Year Obligations					Current Year Disbursements					Balances			
		Authorized Appropriation	Adjustments (Transfer (To)/From, Realignment)	Adjusted Appropriations	Allotments Received	Adjustments (Withdrawal, Realignment)		Adjusted Total Allotments	1st Quarter Ending March 31	2nd Quarter Ending June 30	3rd Quarter Ending Sept. 30	4th Quarter Ending Dec. 31	Total	1st Quarter Ending March 31	2nd Quarter Ending June 30	3rd Quarter Ending Sept. 30	4th Quarter Ending Dec. 31	Total	Unreleased Appropriations	Unobligated Allotments	Unpaid Obligations (15-20) = (23+24)
Sub-Total, Agency Specific Budget		29,826,000.00	-	29,826,000.00	11,271,024.00			11,271,024.00	-	-	11,269,967.34	-	11,269,967.34	-	-	11,269,967.34	-	11,269,967.34	18,554,976.00	1,056.66	-
PS	5010000000	-	-	-	-	-	-	-	-	-	-	-	-	-	-	-	-	-	-	-	
MODE	5020000000	29,826,000.00	-	29,826,000.00	11,271,024.00			11,271,024.00	-	-	11,269,967.34	-	11,269,967.34	-	-	11,269,967.34	-	11,269,967.34	18,554,976.00	1,056.66	-
Fin Exp. (If applicable)		-	-	-	-	-	-	-	-	-	-	-	-	-	-	-	-	-	-	-	
CO		-	-	-	-	-	-	-	-	-	-	-	-	-	-	-	-	-	-	-	
II Automatic Appropriations		-	-	-	-	-	-	-	-	-	-	-	-	-	-	-	-	-	-	-	
RLIP	01 104 102	-	-	-	-	-	-	-	-	-	-	-	-	-	-	-	-	-	-	-	
Special Acct in the Gen. Fund (Please Specify)		-	-	-	-	-	-	-	-	-	-	-	-	-	-	-	-	-	-	-	
MODE	5020000000	-	-	-	-	-	-	-	-	-	-	-	-	-	-	-	-	-	-	-	
CO		-	-	-	-	-	-	-	-	-	-	-	-	-	-	-	-	-	-	-	
Sub-Total, Automatic Appropriations		-	-	-	-	-	-	-	-	-	-	-	-	-	-	-	-	-	-	-	
PS	5010000000	-	-	-	-	-	-	-	-	-	-	-	-	-	-	-	-	-	-	-	
MODE	5020000000	-	-	-	-	-	-	-	-	-	-	-	-	-	-	-	-	-	-	-	
Fin Exp. (If applicable)		-	-	-	-	-	-	-	-	-	-	-	-	-	-	-	-	-	-	-	
CO		-	-	-	-	-	-	-	-	-	-	-	-	-	-	-	-	-	-	-	
III Special Purpose Fund ( Please specify)		-	-	-	-	-	-	-	-	-	-	-	-	-	-	-	-	-	-	-	
MPBF-PS	5010000000	-	-	-	-	-	-	-	-	-	-	-	-	-	-	-	-	-	-	-	
PGF-PS (Pension Benefits)	5 01 04 030	-	-	-	-	-	-	-	-	-	-	-	-	-	-	-	-	-	-	-	
Contingent Fund	5020000000	-	-	-	-	-	-	-	-	-	-	-	-	-	-	-	-	-	-	-	
Contingent Fund	5060000000	-	-	-	-	-	-	-	-	-	-	-	-	-	-	-	-	-	-	-	
Sub-Total, Special Purpose Fund		-	-	-	-	-	-	-	-	-	-	-	-	-	-	-	-	-	-	-	
PS	5010000000	-	-	-	-	-	-	-	-	-	-	-	-	-	-	-	-	-	-	-	
MODE	5020000000	-	-	-	-	-	-	-	-	-	-	-	-	-	-	-	-	-	-	-	
Fin Exp. (If applicable)		-	-	-	-	-	-	-	-	-	-	-	-	-	-	-	-	-	-	-	
CO		-	-	-	-	-	-	-	-	-	-	-	-	-	-	-	-	-	-	-	
GRAND TOTAL		29,826,000.00	-	29,826,000.00	11,271,024.00	-	-	11,271,024.00	-	-	11,269,967.34	-	11,269,967.34	-	-	11,269,967.34	-	11,269,967.34	18,554,976.00	1,056.66	-
PS	5010000000	-	-	-	-	-	-	-	-	-	-	-	-	-	-	-	-	-	-	-	
MODE	5020000000	29,826,000.00	-	29,826,000.00	11,271,024																

Department	:	OTHER EXECUTIVE OFFICES
Agency	:	PHILIPPINE SPORTS COMMISSION
Operating Unit	:	(C0492)
Organization Code (UACS)	:	26 032 0000000
Funding Source Code (as clustered)	:	01 101 101

Particulars	UACS Code	Appropriations			Allotments			Current Year Obligations						Current Year Disbursements					Balances				
		Authorized Appropriation	Adjustments (Transfer To)From, Realignment)	Adjusted Appropriations	Allotments Received	Adjustments (Withdrawal, Realignment)	Transfer To	Transfer From	Adjusted Total Allotments	1st Quarter Ending March 31	2nd Quarter Ending June 30	3rd Quarter Ending Sept. 30	4th Quarter Ending Dec. 31	Total	1st Quarter Ending March 31	2nd Quarter Ending June 30	3rd Quarter Ending Sept. 30	4th Quarter Ending Dec. 31	Total	Unreleased Appropriations	Unobligated Allotments	Unpaid Obligations (15-20) = (23+24)	
																						Due and Demandable	Not Due and Demandable
I. Agency Specific Budget	01 101 101		-																				
<b>General Administration and Support</b>	100000000	296,829.06	-	296,829.06	296,829.06			296,829.06		136,774.20	159,261.00	-	296,035.20	-	-	296,035.20	-	296,035.20	-	-	-	-	-
General Admin. and Supervision	100010000			-				-					-					-		-	-	-	-
PS	501000000			-				-					-					-		-	-	-	-
MOOE	502000000			-				-					-					-		-	-	-	-
Fin Exp. (If applicable)				-				-					-					-		-	-	-	-
CO		296,829.06		296,829.06	296,829.06			296,829.06	-	136,774.20	159,261.00		296,035.20			296,035.20		296,035.20	-	793.86	-	-	-
<b>Operations</b>	300000000	25,059,836.47	(42,817,213.36)	-	59,636.47	(59,636.47)	-	-	-	-	-	-	-	-	-	-	-	-	-	-	-	-	-
MFO 1 - PROMOTION OF AMATEUR SPORTS	301000000																						
Policy and Program Formulation & Amateur Sport Dev't. & Promotion	301010000																						
PS	501000000			-				-					-					-		-	-	-	-
MOOE	502000000	34,447.60	(34,447.60)	-	34,447.60	(34,447.60)		-					-					-		-	-	-	-
Fin Exp. (If applicable)				-				-					-					-		-	-	-	-
CO				-				-					-					-		-	-	-	-
National Sport for-All-Grassroot Centerpiece Program	301020000																						
PS	501000000			-				-					-					-		-	-	-	-
MOOE	502000000	25,025,188.87	(25,025,188.87)	-	25,188.87	(25,188.87)		-					-					-		-	-	-	-
Fin Exp. (If applicable)				-				-					-					-		-	-	-	-
CO				-				-					-					-		-	-	-	-
SEA Games	412010001																						
MOOE	502000000	6,646,669.36	(6,646,669.36)	-	6,646,669.36	(6,646,669.36)		-					-					-		-	-	-	-
5th ASEAN Ministerial Meeting																							
MOOE				-				-					-					-		-	-	-	-
International Training and Comp. Program for Equestrian Sports																							
MOOE				-				-					-					-		-	-	-	-
Training and Comp. Program for Arnis Sports																							
MOOE		10,000,000.00	(10,000,000.00)	-	-			-					-					-					

As of the Quarter Ending September 30, 2020

	Current Year Appropriations	FAR No. 1
	Supplemental Appropriations	
	Continuing Appropriations	

Particulars	UACS Code	Appropriations			Allotments			Current Year Obligations							Current Year Disbursements					Balances		
		Authorized Appropriation	Adjustments (Transfer (To)From, Realignment)	Adjusted Appropriations	Allotments Received	Adjustments (Withdrawal, Realignment)			Adjusted Total Allotments	1st Quarter Ending March 31	2nd Quarter Ending June 30	3rd Quarter Ending Sept. 30	4th Quarter Ending Dec. 31	Total	1st Quarter Ending March 31	2nd Quarter Ending June 30	3rd Quarter Ending Sept. 30	4th Quarter Ending Dec. 31	Total	Unreleased Appropriations	Unobligated Allotments	Unpaid Obligations (15-20) = (23+24) Due and Demandable
III. Special Purpose Fund ( Please specify)																						
MPBF-PS	5010000000			-																		
PGF-PS (Pension Benefits)	5 01 04 030			-																		
Contingent Fund	5020000000	356,375,517.74		356,375,517.74	356,375,517.74			356,375,517.74	290,282,509.36	41,630,865.83	24,370,781.61			356,284,136.80						-	-	
Contingent Fund	5060000000			-				-						-			50,560,850.14		355,839,136.80	-	91,380.94	
Sub-Total, Special Purpose Fund		356,375,517.74	-	356,375,517.74	356,375,517.74	-	-	356,375,517.74	290,282,509.36	41,630,865.83	24,370,781.61			356,284,136.80		305,078,286.66	50,560,850.14	-	355,839,136.80	-	91,380.94	
PS	5010000000															305,078,286.66	50,560,850.14	-	355,839,136.80	-	91,380.94	
MOOE	5020000000																					
Fin Exp. (If applicable)																						
CO																						
GRAND TOTAL		399,289,560.16	(42,617,213.36)	356,672,346.80	364,289,560.16	(7,617,213.36)	-	356,672,346.80	290,292,509.36	41,767,640.03	24,530,022.61			356,580,172.00		305,078,286.66	50,856,885.34	-	355,935,172.00	-	92,174.80	
PS	5010000000																					
MOOE	5020000000	398,992,731.10	(42,617,213.36)	356,375,517.74	363,992,731.10	(7,617,213.36)	-	356,375,517.74	290,282,509.36	41,630,865.83	24,370,781.61			356,284,136.80		305,078,286.66	50,560,850.14	-	355,639,136.80	-	91,380.94	
Fin Exp. (If applicable)																					645,000.00	
CO		296,829.06		296,829.06	296,829.06			296,829.06		136,774.20	159,261.00			296,035.20			296,035.20		296,035.20	-	793.66	
Recapitulation by MFO:																						
MFO 1 - PROMOTION OF AMATEUR SPORT INDICATORS																						
Quantity Indicators:																						
- No. of promotional events/activities held																						
- No. of national athletes supported																						
Quality Indicators:																						
- % of stakeholders who rated the PSC promotional events/activities as good, better, best																						
- % of change in number of athletes participating in international competitions.																						
- % of change in number of: 1) grassroots athletes participating in national competitions and 2) individuals joining the Sports-for-All activities																						
Timelines:																						
- % of application for sports-related assistance responded to within three (3) days upon receipt of application.																						
Certified Correct:  VIOLETA R. TUAZON Chief, Budget Division																						
Certified Correct:  ERIK JEAN A. MAYORES Acting Chief, Accounting Division																						
Recommending Approval:  ATTY. GUILLERMO B. IROY, JR. OIC - Executive Director																						
Approved By:  WILLIAM I. RAMIREZ Chairman																						



## STATEMENT OF APPROPRIATIONS, ALLOTMENTS, OBLIGATIONS, DISBURSEMENTS AND BALANCES

As at the Quarter Ending March 31, 2020

Department : Other Executive Offices  
 Agency/Entity : Philippine Sports Commission  
 Operating Unit : < not applicable >  
 Organization Code : 28 032 0000000  
 Fund Cluster : 01 Regular Agency Fund

X	Current Year Appropriations
	Supplemental
	Continuing Appropriations

(e.g. UACS Fund Cluster: 01-Regular Agency Fund, 02-Foreign Assisted Projects Fund, 03-Special Account-Locally Funded/Domestic Grants Fund, and 04-Special Account-Foreign Assisted/Foreign Grants Fund)

Particulars	UACS CODE	Appropriations			Allotments			Current Year Obligations							Current Year Disbursements					Balances			
		Authorized Appropriations	Adjustments (Transfer To/From, Modifications/)	Adjusted Appropriations	Allotments Received	Adjustments (Reductions, Modifications/ Augmentations)	Transfer To	Transfer From	Adjusted Total Allotments	1st Quarter Ending March 31	2nd Quarter Ending June 30	3rd Quarter Ending Sept. 30	4th Quarter Ending Dec. 31	TOTAL	1st Quarter Ending March 31	2nd Quarter Ending June 30	3rd Quarter Ending Sept. 30	4th Quarter Ending Dec. 31	TOTAL	Unreleased Appro	Unobligated Allotments	Unpaid Obligations (18-20)+(23+24)	
																						Due and Demandable	Not Yet Due and Demandable
1	2	3	4	5=(3+4)	6	7	8	9	10=[(8+(-17)-8+9)]	11	12	13	14	15=(11+12+13+14)	16	17	18	19	20=(16+17+18+19)	21	22	23	24
Agency Specific Budget		944,984,000.00	0.00	944,984,000.00	171,964,000.00	0.00	0.00	0.00	171,964,000.00	37,833,314.71	0.00	0.00	0.00	37,833,314.71	35,311,362.15	0.00	0.00	0.00	35,311,362.15	773,000,000.00	134,030,695.25	2,821,922.56	0.00
General Administration and Support	1000000000000000	78,884,000.00	0.00	78,884,000.00	78,884,000.00	0.00	0.00	0.00	78,884,000.00	21,937,509.82	0.00	0.00	0.00	21,937,509.82	19,488,275.36	0.00	0.00	0.00	19,488,275.36	0.00	54,946,480.08	2,451,234.56	0.00
General Management and Supervision	100000100001000	78,842,000.00	0.00	78,842,000.00	78,842,000.00	0.00	0.00	0.00	78,842,000.00	21,837,509.82	0.00	0.00	0.00	21,837,509.82	19,488,275.36	0.00	0.00	0.00	19,488,275.36	0.00	54,904,480.08	2,451,234.56	0.00
PS		38,380,000.00	0.00	38,380,000.00	38,380,000.00	0.00	0.00	0.00	38,380,000.00	9,560,835.25	0.00	0.00	0.00	9,560,835.25	9,540,291.25	0.00	0.00	0.00	9,540,291.25	0.00	28,799,184.75	20,544.00	0.00
MOOE		40,482,000.00	0.00	40,482,000.00	40,482,000.00	0.00	0.00	0.00	40,482,000.00	12,378,674.87	0.00	0.00	0.00	12,378,674.87	9,945,984.11	0.00	0.00	0.00	9,945,984.11	0.00	28,105,325.32	2,430,860.56	0.00
Administration of Personnel Benefits	100000100002000	42,000.00	0.00	42,000.00	42,000.00	0.00	0.00	0.00	42,000.00	0.00	0.00	0.00	0.00	0.00	0.00	0.00	0.00	0.00	0.00	0.00	42,000.00	0.00	0.00
PS		42,000.00	0.00	42,000.00	42,000.00	0.00	0.00	0.00	42,000.00	0.00	0.00	0.00	0.00	0.00	0.00	0.00	0.00	0.00	0.00	0.00	42,000.00	0.00	0.00
Sub-Total, General Administration and Support		78,884,000.00	0.00	78,884,000.00	78,884,000.00	0.00	0.00	0.00	78,884,000.00	21,937,509.82	0.00	0.00	0.00	21,937,509.82	19,488,275.36	0.00	0.00	0.00	19,488,275.36	0.00	54,946,480.08	2,451,234.56	0.00
PS		38,402,000.00	0.00	38,402,000.00	38,402,000.00	0.00	0.00	0.00	38,402,000.00	9,560,835.25	0.00	0.00	0.00	9,560,835.25	9,540,291.25	0.00	0.00	0.00	9,540,291.25	0.00	28,841,184.75	20,544.00	0.00
MOOE		40,482,000.00	0.00	40,482,000.00	40,482,000.00	0.00	0.00	0.00	40,482,000.00	12,378,674.87	0.00	0.00	0.00	12,378,674.87	9,945,984.11	0.00	0.00	0.00	9,945,984.11	0.00	28,105,325.32	2,430,860.56	0.00
FinEx (If Applicable)		0.00	0.00	0.00	0.00	0.00	0.00	0.00	0.00	0.00	0.00	0.00	0.00	0.00	0.00	0.00	0.00	0.00	0.00	0.00	0.00	0.00	0.00
CO		0.00	0.00	0.00	0.00	0.00	0.00	0.00	0.00	0.00	0.00	0.00	0.00	0.00	0.00	0.00	0.00	0.00	0.00	0.00	0.00	0.00	0.00
Operations	3000000000000000	888,080,000.00	0.00	888,080,000.00	95,080,000.00	0.00	0.00	0.00	88,080,000.00	15,865,804.79	0.00	0.00	0.00	15,865,804.79	15,825,118.79	0.00	0.00	0.00	15,825,118.79	773,000,000.00	79,084,185.21	170,888.00	0.00
OO : Source of athletic talents widened		888,080,000.00	0.00	888,080,000.00	95,080,000.00	0.00	0.00	0.00	88,080,000.00	15,865,804.79	0.00	0.00	0.00	15,865,804.79	15,825,118.79	0.00	0.00	0.00	15,825,118.79	773,000,000.00	79,084,185.21	170,888.00	0.00
AMATEUR SPORTS DEVELOPMENT PROGRAM		888,080,000.00	0.00	888,080,000.00	95,080,000.00	0.00	0.00	0.00	88,080,000.00	15,865,804.79	0.00	0.00	0.00	15,865,804.79	15,825,118.79	0.00	0.00	0.00	15,825,118.79	773,000,000.00	79,084,185.21	170,888.00	0.00
Policy and Program Formulation and Amateur Sport Development and Promotion	310100100001000	82,373,000.00	0.00	82,373,000.00	82,373,000.00	0.00	0.00	0.00	82,373,000.00	15,085,804.79	0.00	0.00	0.00	15,085,804.79	14,825,118.79	0.00	0.00	0.00	14,825,118.79	0.00	47,277,195.21	170,888.00	0.00
PS		28,877,000.00	0.00	28,877,000.00	28,877,000.00	0.00	0.00	0.00	28,877,000.00	8,878,058.88	0.00	0.00	0.00	8,878,058.88	8,853,802.88	0.00	0.00	0.00	8,853,802.88	0.00	18,700,841.32	22,258.00	0.00
MOOE		33,886,000.00	0.00	33,886,000.00	33,886,000.00	0.00	0.00	0.00	33,886,000.00	6,119,746.11	0.00	0.00	0.00	6,119,746.11	5,971,314.11	0.00	0.00	0.00	5,971,314.11	0.00	27,576,253.89	148,432.00	0.00
National Sport for All-Grassroot Centerpiece Program	310100100002000	27,403,000.00	0.00	27,403,000.00	27,403,000.00	0.00	0.00	0.00	27,403,000.00	850,000.00	0.00	0.00	0.00	850,000.00	850,000.00	0.00	0.00	0.00	850,000.00	0.00	28,753,000.00	0.00	0.00
MOOE		27,403,000.00	0.00	27,403,000.00	27,403,000.00	0.00	0.00	0.00	27,403,000.00	850,000.00	0.00	0.00	0.00	850,000.00	850,000.00	0.00	0.00	0.00	850,000.00	0.00	28,753,000.00	0.00	0.00
Project(s)		778,304,000.00	0.00	778,304,000.00	5,304,000.00	0.00	0.00	0.00	5,304,000.00	250,000.00	0.00	0.00	0.00	250,000.00	250,000.00	0.00	0.00	0.00	250,000.00	773,000,000.00	5,054,000.00	0.00	0.00
Locally-Funded Project(s)		778,304,000.00	0.00	778,304,000.00	5,304,000.00	0.00	0.00	0.00	5,304,000.00	250,000.00	0.00	0.00	0.00	250,000.00	250,000.00	0.00	0.00	0.00	250,000.00	773,000,000.00	5,054,000.00	0.00	0.00
4th Philippine Sports Hall of Fame Enshrinement	310100200008000	5,304,000.00	0.00	5,304,000.00	5,304,000.00	0.00	0.00	0.00	5,304,000.00	250,000.00	0.00	0.00	0.00	250,000.00	250,000.00	0.00	0.00	0.00	250,000.00	0.00	5,054,000.00	0.00	0.00
MOOE		5,304,000.00	0.00	5,304,000.00	5,304,000.00	0.00	0.00	0.00	5,304,000.00	250,000.00	0.00	0.00	0.00	250,000.00	250,000.00	0.00	0.00	0.00	250,000.00	0.00	5,054,000.00	0.00	0.00
Preparation, Hosting, Training and Participation for the 2020 Olympic Games and 10th ASEAN Para Games	310100200008000	500,000,000.00	0.00	500,000,000.00	0.00	0.00	0.00	0.00	0.00	0.00	0.00	0.00	0.00	0.00	0.00	0.00	0.00	0.00	0.00	500,000,000.00	0.00	0.00	0.00
MOOE		500,000,000.00	0.00	500,000,000.00	0.00	0.00	0.00	0.00	0.00	0.00	0.00	0.00	0.00	0.00	0.00	0.00	0.00	0.00	0.00	500,000,000.00	0.00	0.00	0.00

This report was generated using the Unified Reporting System on 13/08/2020 14:31 version FAR1.1.5 ; Status : SUBMITTED

Department : Other Executive Offices  
Agency/Entity : Philippine Sports Commission  
Operating Unit : < not applicable >  
Organization Code : 26 032 0000000  
Fund Cluster : 01 Regular Agency Fund

X	Current Year Appropriations
	Supplemental
	Continuing Appropriations

(e.g. UACS Fund Cluster: 01-Regular Agency Fund, 02-Foreign Assisted Projects Fund, 03-Special Account-Locally Funded/Domestic Grants Fund, and 04-Special Account-Foreign Assisted/Foreign Grants Fund)

Particulars	UACS CODE	Appropriations		Allotments						Current Year Obligations					Current Year Disbursements					Balance			
		Authorized Appropriations	Adjustments (Transfer To/From, Modifications/	Adjusted Appropriations	Allotments Received	Adjustments (Reductions, Modifications/ Augmentations)	Transfer To	Transfer From	Adjusted Total Allotments	1st Quarter Ending March 31	2nd Quarter Ending June 30	3rd Quarter Ending Sept. 30	4th Quarter Ending Dec. 31	TOTAL	1st Quarter Ending March 31	2nd Quarter Ending June 30	3rd Quarter Ending Sept. 30	4th Quarter Ending Dec. 31	TOTAL	Unreleased Appro	Unobligated Allotments	Unpaid Obligations (16-20)-(23+24)	
																						Due and Demandable	Not Yet Due and Demandable
1	2	3	4	5=(3+4)	6	7	8	9	10=[(8+(-17))-8+9]	11	12	13	14	15=[(11+12+13+14 )	16	17	18	19	20=[(16+17+18+19 )	21	22	23	24
Training, Benchmarks and Workshops and Competition Program for Arnis Sports	310100200010000	5,000,000.00	0.00	5,000,000.00	0.00	0.00	0.00	0.00	0.00	0.00	0.00	0.00	0.00	0.00	0.00	0.00	0.00	0.00	0.00	5,000,000.00	0.00	0.00	0.00
MOOE		5,000,000.00	0.00	5,000,000.00	0.00	0.00	0.00	0.00	0.00	0.00	0.00	0.00	0.00	0.00	0.00	0.00	0.00	0.00	0.00	5,000,000.00	0.00	0.00	0.00
Training for Kiteboarding	310100200011000	3,000,000.00	0.00	3,000,000.00	0.00	0.00	0.00	0.00	0.00	0.00	0.00	0.00	0.00	0.00	0.00	0.00	0.00	0.00	0.00	3,000,000.00	0.00	0.00	0.00
MOOE		3,000,000.00	0.00	3,000,000.00	0.00	0.00	0.00	0.00	0.00	0.00	0.00	0.00	0.00	0.00	0.00	0.00	0.00	0.00	0.00	3,000,000.00	0.00	0.00	0.00
Construction of Arnis Training Institute Sports Building	3101002000012000	20,000,000.00	0.00	20,000,000.00	0.00	0.00	0.00	0.00	0.00	0.00	0.00	0.00	0.00	0.00	0.00	0.00	0.00	0.00	0.00	20,000,000.00	0.00	0.00	0.00
CO		20,000,000.00	0.00	20,000,000.00	0.00	0.00	0.00	0.00	0.00	0.00	0.00	0.00	0.00	0.00	0.00	0.00	0.00	0.00	0.00	20,000,000.00	0.00	0.00	0.00
SEA Games Legacy Program	3101002000013000	50,000,000.00	0.00	50,000,000.00	0.00	0.00	0.00	0.00	0.00	0.00	0.00	0.00	0.00	0.00	0.00	0.00	0.00	0.00	0.00	50,000,000.00	0.00	0.00	0.00
MOOE		50,000,000.00	0.00	50,000,000.00	0.00	0.00	0.00	0.00	0.00	0.00	0.00	0.00	0.00	0.00	0.00	0.00	0.00	0.00	0.00	50,000,000.00	0.00	0.00	0.00
Trainers Philippine Sports High School	3101002000014000	10,000,000.00	0.00	10,000,000.00	0.00	0.00	0.00	0.00	0.00	0.00	0.00	0.00	0.00	0.00	0.00	0.00	0.00	0.00	0.00	10,000,000.00	0.00	0.00	0.00
MOOE		10,000,000.00	0.00	10,000,000.00	0.00	0.00	0.00	0.00	0.00	0.00	0.00	0.00	0.00	0.00	0.00	0.00	0.00	0.00	0.00	10,000,000.00	0.00	0.00	0.00
Grass Roots Sports Program of Sports not Offered in Public Schools	3101002000015000	40,000,000.00	0.00	40,000,000.00	0.00	0.00	0.00	0.00	0.00	0.00	0.00	0.00	0.00	0.00	0.00	0.00	0.00	0.00	0.00	40,000,000.00	0.00	0.00	0.00
MOOE		40,000,000.00	0.00	40,000,000.00	0.00	0.00	0.00	0.00	0.00	0.00	0.00	0.00	0.00	0.00	0.00	0.00	0.00	0.00	0.00	40,000,000.00	0.00	0.00	0.00
Support to National Grassroots Program	3101002000016000	40,000,000.00	0.00	40,000,000.00	0.00	0.00	0.00	0.00	0.00	0.00	0.00	0.00	0.00	0.00	0.00	0.00	0.00	0.00	0.00	40,000,000.00	0.00	0.00	0.00
MOOE		40,000,000.00	0.00	40,000,000.00	0.00	0.00	0.00	0.00	0.00	0.00	0.00	0.00	0.00	0.00	0.00	0.00	0.00	0.00	0.00	40,000,000.00	0.00	0.00	0.00
Financial Assistance to Athletes	3101002000017000	5,000,000.00	0.00	5,000,000.00	0.00	0.00	0.00	0.00	0.00	0.00	0.00	0.00	0.00	0.00	0.00	0.00	0.00	0.00	0.00	5,000,000.00	0.00	0.00	0.00
MOOE		5,000,000.00	0.00	5,000,000.00	0.00	0.00	0.00	0.00	0.00	0.00	0.00	0.00	0.00	0.00	0.00	0.00	0.00	0.00	0.00	5,000,000.00	0.00	0.00	0.00
Mindanao Games for Peace	3101002000018000	100,000,000.00	0.00	100,000,000.00	0.00	0.00	0.00	0.00	0.00	0.00	0.00	0.00	0.00	0.00	0.00	0.00	0.00	0.00	0.00	100,000,000.00	0.00	0.00	0.00
MOOE		100,000,000.00	0.00	100,000,000.00	0.00	0.00	0.00	0.00	0.00	0.00	0.00	0.00	0.00	0.00	0.00	0.00	0.00	0.00	0.00	100,000,000.00	0.00	0.00	0.00
Sub-Total, Operations		886,080,000.00	0.00	886,080,000.00	86,080,000.00	0.00	0.00	0.00	86,080,000.00	15,869,804.79	0.00	0.00	0.00	15,869,804.79	15,825,116.79	0.00	0.00	0.00	15,825,116.79	773,000,000.00	79,064,189.21	170,888.00	0.00
PS		28,677,000.00	0.00	28,677,000.00	28,677,000.00	0.00	0.00	0.00	28,677,000.00	8,976,056.86	0.00	0.00	0.00	8,976,056.86	8,963,802.86	0.00	0.00	0.00	8,963,802.86	0.00	19,700,941.32	22,256.00	0.00
MOOE		818,403,000.00	0.00	818,403,000.00	86,403,000.00	0.00	0.00	0.00	86,403,000.00	7,019,748.11	0.00	0.00	0.00	7,019,748.11	6,871,314.11	0.00	0.00	0.00	6,871,314.11	763,000,000.00	89,363,253.89	148,432.00	0.00
FinEx (If Applicable)		0.00	0.00	0.00	0.00	0.00	0.00	0.00	0.00	0.00	0.00	0.00	0.00	0.00	0.00	0.00	0.00	0.00	0.00	0.00	0.00	0.00	0.00
CO		20,000,000.00	0.00	20,000,000.00	0.00	0.00	0.00	0.00	0.00	0.00	0.00	0.00	0.00	0.00	0.00	0.00	0.00	0.00	0.00	20,000,000.00	0.00	0.00	0.00
Sub-Total, Agency Specific Budget		844,864,000.00	0.00	844,864,000.00	171,864,000.00	0.00	0.00	0.00	171,864,000.00	37,833,314.71	0.00	0.00	0.00	37,833,314.71	36,311,382.16	0.00	0.00	0.00	36,311,382.16	773,000,000.00	134,030,886.29	2,821,822.59	0.00
PS		66,076,000.00	0.00	66,076,000.00	66,076,000.00	0.00	0.00	0.00	66,076,000.00	18,536,883.83	0.00	0.00	0.00	18,536,883.83	18,484,083.83	0.00	0.00	0.00	18,484,083.83	0.00	48,542,108.07	42,800.00	0.00
MOOE		889,888,000.00	0.00	889,888,000.00	108,888,000.00	0.00	0.00	0.00	108,888,000.00	18,396,420.78	0.00	0.00	0.00	18,396,420.78	16,817,288.22	0.00	0.00	0.00	16,817,288.22	763,000,000.00	87,488,579.22	2,579,122.59	0.00
FinEx (If Applicable)		0.00	0.00	0.00	0.00	0.00	0.00	0.00	0.00	0.00	0.00	0.00	0.00	0.00	0.00	0.00	0.00	0.00	0.00	0.00	0.00	0.00	0.00
CO		20,000,000.00	0.00	20,000,000.00	0.00	0.00	0.00	0.00	0.00	0.00	0.00	0.00	0.00	0.00	0.00	0.00	0.00	0.00	0.00	20,000,000.00	0.00	0.00	0.00
II. Automatic Appropriations		5,834,000.00	228,000.00	6,163,000.00	6,163,000.00	0.00	0.00	0.00	6,163,000.00	1,861,693.22	0.00	0.00	0.00	1,861,693.22	898,155.14	0.00	0.00	0.00	898,155.14	0.00	4,211,308.76	983,536.00	0.00



Department : Other Executive Offices  
Agency/Entity : Philippine Sports Commission  
Operating Unit : < not applicable >  
Organization Code : 26 032 000000  
Fund Cluster : 01 Regular Agency Fund

X	Current Year Appropriations
	Supplemental
	Continuing Appropriations


(e.g. UACS Fund Cluster: 01-Regular Agency Fund, 02-Foreign Assisted Projects Fund, 03-Special Account-Locally Funded/Domestic Grants Fund, and 04-Special Account-Foreign Assisted/Foreign Grants Fund)

Particulars	UACS CODE	Appropriations			Allotments			Current Year Obligations					Current Year Disbursements					Balances						
		Authorized Appropriations	Adjustments (Transfer To/From, Modifications/	Adjusted Appropriations	Allotments Received	Adjustments (Reductions, Modifications/ Augmentations)	Transfer To	Transfer From	Adjusted Total Allotments	1st Quarter Ending March 31	2nd Quarter Ending June 30	3rd Quarter Ending Sept. 30	4th Quarter Ending Dec. 31	TOTAL	1st Quarter Ending March 31	2nd Quarter Ending June 30	3rd Quarter Ending Sept. 30	4th Quarter Ending Dec. 31	TOTAL	Unreleased Appro	Unobligated Allotments	Unpaid Obligations (18-20)+(23+24)		
																						Due and Demandable	Not Yet Due and Demandable	
1	2	3	4	5=(3+4)	6	7	8	9	10=[(8+(-)+7)-8+9]	11	12	13	14	15=(11+12+13+14 )	16	17	18	19	20=(16+17+18+19 )	21	22	23	24	
Specific Budgets of National Government Agencies		5,934,000.00	229,000.00	6,163,000.00	6,163,000.00	0.00	0.00	0.00	6,163,000.00	1,851,893.22	0.00	0.00	0.00	1,851,893.22	958,155.14	0.00	0.00	0.00	958,155.14	0.00	4,211,308.78	963,536.06	0.00	
Retirement and Life Insurance Premiums		5,934,000.00	229,000.00	6,163,000.00	6,163,000.00	0.00	0.00	0.00	6,163,000.00	1,851,893.22	0.00	0.00	0.00	1,851,893.22	958,155.14	0.00	0.00	0.00	958,155.14	0.00	4,211,308.78	963,536.06	0.00	
PS		5,934,000.00	229,000.00	6,163,000.00	6,163,000.00	0.00	0.00	0.00	6,163,000.00	1,851,893.22	0.00	0.00	0.00	1,851,893.22	958,155.14	0.00	0.00	0.00	958,155.14	0.00	4,211,308.78	963,536.06	0.00	
Sub-Total II. Automatic Appropriations		5,934,000.00	229,000.00	6,163,000.00	6,163,000.00	0.00	0.00	0.00	6,163,000.00	1,851,893.22	0.00	0.00	0.00	1,851,893.22	958,155.14	0.00	0.00	0.00	958,155.14	0.00	4,211,308.78	963,536.06	0.00	
PS		5,934,000.00	229,000.00	6,163,000.00	6,163,000.00	0.00	0.00	0.00	6,163,000.00	1,851,893.22	0.00	0.00	0.00	1,851,893.22	958,155.14	0.00	0.00	0.00	958,155.14	0.00	4,211,308.78	963,536.06	0.00	
MOOE		0.00	0.00	0.00	0.00	0.00	0.00	0.00	0.00	0.00	0.00	0.00	0.00	0.00	0.00	0.00	0.00	0.00	0.00	0.00	0.00	0.00	0.00	
PinEx		0.00	0.00	0.00	0.00	0.00	0.00	0.00	0.00	0.00	0.00	0.00	0.00	0.00	0.00	0.00	0.00	0.00	0.00	0.00	0.00	0.00	0.00	
CO		0.00	0.00	0.00	0.00	0.00	0.00	0.00	0.00	0.00	0.00	0.00	0.00	0.00	0.00	0.00	0.00	0.00	0.00	0.00	0.00	0.00	0.00	
III. Special Purpose Fund		0.00	2,248,000.00	2,248,000.00	0.00	2,248,000.00	0.00	0.00	2,248,000.00	0.00	0.00	0.00	0.00	0.00	0.00	0.00	0.00	0.00	0.00	0.00	2,248,000.00	0.00	0.00	
Miscellaneous Personnel Benefits Fund		0.00	2,248,000.00	2,248,000.00	0.00	2,248,000.00	0.00	0.00	2,248,000.00	0.00	0.00	0.00	0.00	0.00	0.00	0.00	0.00	0.00	0.00	0.00	2,248,000.00	0.00	0.00	
PS		0.00	2,248,000.00	2,248,000.00	0.00	2,248,000.00	0.00	0.00	2,248,000.00	0.00	0.00	0.00	0.00	0.00	0.00	0.00	0.00	0.00	0.00	0.00	2,248,000.00	0.00	0.00	
Sub-Total III. Special Purpose Fund		0.00	2,248,000.00	2,248,000.00	0.00	2,248,000.00	0.00	0.00	2,248,000.00	0.00	0.00	0.00	0.00	0.00	0.00	0.00	0.00	0.00	0.00	0.00	2,248,000.00	0.00	0.00	
PS		0.00	2,248,000.00	2,248,000.00	0.00	2,248,000.00	0.00	0.00	2,248,000.00	0.00	0.00	0.00	0.00	0.00	0.00	0.00	0.00	0.00	0.00	0.00	2,248,000.00	0.00	0.00	
MOOE		0.00	0.00	0.00	0.00	0.00	0.00	0.00	0.00	0.00	0.00	0.00	0.00	0.00	0.00	0.00	0.00	0.00	0.00	0.00	0.00	0.00	0.00	
PinEx		0.00	0.00	0.00	0.00	0.00	0.00	0.00	0.00	0.00	0.00	0.00	0.00	0.00	0.00	0.00	0.00	0.00	0.00	0.00	0.00	0.00	0.00	
CO		0.00	0.00	0.00	0.00	0.00	0.00	0.00	0.00	0.00	0.00	0.00	0.00	0.00	0.00	0.00	0.00	0.00	0.00	0.00	0.00	0.00	0.00	
GRAND TOTAL		666,866,000.00	2,477,000.00	669,375,000.00	178,127,000.00	2,248,000.00	0.00	0.00	180,375,000.00	39,885,007.90	0.00	0.00	0.00	39,885,007.90	38,268,547.28	0.00	0.00	0.00	38,268,547.28	773,000,000.00	140,486,982.07	3,815,480.84	0.00	
PS		71,013,000.00	2,477,000.00	73,490,000.00	71,242,000.00	2,248,000.00	0.00	0.00	73,490,000.00	20,486,587.15	0.00	0.00	0.00	20,486,587.15	19,452,249.07	0.00	0.00	0.00	19,452,249.07	0.00	55,001,412.86	1,038,338.06	0.00	
MOOE		666,866,000.00	0.00	666,866,000.00	106,886,000.00	0.00	0.00	0.00	106,866,000.00	16,398,420.75	0.00	0.00	0.00	16,398,420.75	16,817,298.22	0.00	0.00	0.00	16,817,298.22	763,000,000.00	87,466,570.22	2,578,122.86	0.00	
CO		20,000,000.00	0.00	20,000,000.00	0.00	0.00	0.00	0.00	0.00	0.00	0.00	0.00	0.00	0.00	0.00	0.00	0.00	0.00	0.00	20,000,000.00	0.00	0.00	0.00	
Recapitulation by CO:																								
I. Agency Specific Budget		666,060,000.00	0.00	666,060,000.00	95,080,000.00	0.00	0.00	0.00	95,080,000.00	15,988,804.79	0.00	0.00	0.00	15,988,804.79	15,825,116.79	0.00	0.00	0.00	15,825,116.79	773,000,000.00	79,084,195.21	170,888.00	0.00	
AMATEUR SPORTS DEVELOPMENT PROGRAM		666,060,000.00	0.00	666,060,000.00	95,080,000.00	0.00	0.00	0.00	95,080,000.00	15,988,804.79	0.00	0.00	0.00	15,988,804.79	15,825,116.79	0.00	0.00	0.00	15,825,116.79	773,000,000.00	79,084,195.21	170,888.00	0.00	

Certified Correct:

  
VIOLETA R. TUAZON  
Chief, Budget Division  
Date:


Certified Correct:

  
ERIK JEAN MAYORES  
Acting Chief Accountant  
Date:

Recommending Approval:

  
MERLITA R. IBAY  
Off - Executive Director  
Date:

Approved By:

  
WILLIAM I. RAMIREZ  
Chairman  
Date:


STATEMENT OF APPROPRIATIONS, ALLOTMENTS, OBLIGATIONS, DISBURSEMENTS AND BALANCES  
As at the Quarter Ending March 31, 2020

Department : Other Executive Offices  
Agency/Entity : Philippine Sports Commission  
Operating Unit : < not applicable >  
Organization Code : 28 032 0000000  
Fund Cluster : 03 Special Account - Locally Funded/Domestic Grants Fund  
(e.g. UACS Fund Cluster: 01-Regular Agency Fund, 02-Foreign Assisted Projects Fund, 03-Special Account-Locally Funded/Domestic Grants Fund, and 04-Special Account-Foreign Assisted/Foreign Grants Fund)

X	Current Year Appropriations
	Supplemental
	Continuing Appropriations

Particulars	UACS CODE	Appropriations			Allotments					Current Year Obligations					Current Year Disbursements					Balances				
		Authorized Appropriations	Adjustments (Transfer To/From, Modifications/)	Adjusted Appropriations	Allotments Received	Adjustments (Reductions, Modifications/ Augmentations)	Transfer To	Transfer From	Adjusted Total Allotments	1st Quarter Ending March 31	2nd Quarter Ending June 30	3rd Quarter Ending Sept. 30	4th Quarter Ending Dec. 31	TOTAL	1st Quarter Ending March 31	2nd Quarter Ending June 30	3rd Quarter Ending Sept. 30	4th Quarter Ending Dec. 31	TOTAL	Unreleased Apprs	Unobligated Allotments	Unpaid Obligations (15-20)+(23+24)		
																						Due and Demandable	Not Yet Due and Demandable	
1	2	3	4	5=(3+4)	6	7	8	9	10=((8+(-)7)-8+9)	11	12	13	14	15=(11+12+13+14 )	16	17	18	19	20=(16+17+18+19 )	21	22	23	24	
I Automatic Appropriations		29,828,000.00	0.00	29,828,000.00	0.00	0.00	0.00	0.00	0.00	0.00	0.00	0.00	0.00	0.00	0.00	0.00	0.00	0.00	0.00	29,828,000.00	0.00	0.00	0.00	0.00
Special Accounts in the General Fund		29,828,000.00	0.00	29,828,000.00	0.00	0.00	0.00	0.00	0.00	0.00	0.00	0.00	0.00	0.00	0.00	0.00	0.00	0.00	0.00	29,828,000.00	0.00	0.00	0.00	0.00
National Sports Development Fund		29,828,000.00	0.00	29,828,000.00	0.00	0.00	0.00	0.00	0.00	0.00	0.00	0.00	0.00	0.00	0.00	0.00	0.00	0.00	0.00	29,828,000.00	0.00	0.00	0.00	0.00
MOOE		29,828,000.00	0.00	29,828,000.00	0.00	0.00	0.00	0.00	0.00	0.00	0.00	0.00	0.00	0.00	0.00	0.00	0.00	0.00	0.00	29,828,000.00	0.00	0.00	0.00	0.00
Sub-total I Automatic Appropriations		29,828,000.00	0.00	29,828,000.00	0.00	0.00	0.00	0.00	0.00	0.00	0.00	0.00	0.00	0.00	0.00	0.00	0.00	0.00	0.00	29,828,000.00	0.00	0.00	0.00	0.00
PS		0.00	0.00	0.00	0.00	0.00	0.00	0.00	0.00	0.00	0.00	0.00	0.00	0.00	0.00	0.00	0.00	0.00	0.00	0.00	0.00	0.00	0.00	0.00
MOOE		29,828,000.00	0.00	29,828,000.00	0.00	0.00	0.00	0.00	0.00	0.00	0.00	0.00	0.00	0.00	0.00	0.00	0.00	0.00	0.00	29,828,000.00	0.00	0.00	0.00	0.00
FinEx		0.00	0.00	0.00	0.00	0.00	0.00	0.00	0.00	0.00	0.00	0.00	0.00	0.00	0.00	0.00	0.00	0.00	0.00	0.00	0.00	0.00	0.00	0.00
CO		0.00	0.00	0.00	0.00	0.00	0.00	0.00	0.00	0.00	0.00	0.00	0.00	0.00	0.00	0.00	0.00	0.00	0.00	0.00	0.00	0.00	0.00	0.00
GRAND TOTAL		29,828,000.00	0.00	29,828,000.00	0.00	0.00	0.00	0.00	0.00	0.00	0.00	0.00	0.00	0.00	0.00	0.00	0.00	0.00	0.00	29,828,000.00	0.00	0.00	0.00	0.00
MOOE		29,828,000.00	0.00	29,828,000.00	0.00	0.00	0.00	0.00	0.00	0.00	0.00	0.00	0.00	0.00	0.00	0.00	0.00	0.00	0.00	29,828,000.00	0.00	0.00	0.00	0.00

Certified Correct:

  
VIOLETA R. TUZON  
Chief, Budget Division

Date:

Certified Correct:

  
JEAN MAYORES  
Acting Chief Accountant

Date:

Recommending Approval:

  
MERLITA R. IBAY  
OIC - Executive Director

Date:

Approved By:

  
WILLIAM I. RAMIREZ  
Chairman

Date:



**STATEMENT OF APPROPRIATIONS, ALLOTMENTS, OBLIGATIONS, DISBURSEMENTS AND BALANCES**  
As at the Quarter Ending March 31, 2020

Department: Other Executive Offices  
Agency: Philippine Sports Commission  
Operating Unit: < not applicable >  
Organization Code: 28 032 0000000  
Fund Cluster: 01 Regular Agency Fund

(e.g. UACS Fund Cluster: 01-Regular Agency Fund, 02-Foreign Assisted Projects Fund, 03-Special Account-Locally Funded/Domestic Grants Fund, and 04-Special Account-Foreign Assisted/Foreign Grants Fund)

	Current Year
	Supplemental
X	Continuing Appropriations


Particulars	UACB CODE	Appropriations			Allotments			Current Year Obligations					Current Year Disbursements					Balances						
		Authorized Appropriations	Adjustments (Transfer To/From, Realignment)	Adjusted Appropriations	Allotments Received	Adjustments (Withdrawal, Realignment)	Transfer To	Transfer From	Adjusted Total Allotments	1st Quarter Ending March 31	2nd Quarter Ending June 30	3rd Quarter Ending Sept. 30	4th Quarter Ending Dec. 31	TOTAL	1st Quarter Ending March 31	2nd Quarter Ending June 30	3rd Quarter Ending Sept. 30	4th Quarter Ending Dec. 31	TOTAL	Unreleased Appro	Unobligated Allotments	Unpaid Obligations (16-20)-(23+24)		
																						Due and Demandable	Not Yet Due and Demandable	
1	2	3	4	5=(3+4)	6	7	8	9	10=[(8+(-)7)-6+9]	11	12	13	14	15=[(11+12+13+14)]	16	17	18	19	20=[(16+17+18+19)]	21=(6-16)	22=(10-18)	23	24	
I. Continuing Appropriations		369,289,580.16	0.00	369,289,580.16	364,288,580.16	0.00	0.00	0.00	364,289,580.16	280,282,509.36	0.00	0.00	0.00	0.00	280,282,509.36	0.00	0.00	0.00	0.00	0.00	36,000,000.00	74,007,080.80	280,282,509.36	0.00
I. Agency Specific Budget		42,814,042.42	0.00	42,814,042.42	7,814,042.42	0.00	0.00	0.00	7,814,042.42	0.00	0.00	0.00	0.00	0.00	0.00	0.00	0.00	0.00	0.00	0.00	36,000,000.00	7,814,042.42	0.00	0.00
General Administration and Support	1000000000000000	298,829.00	0.00	298,829.00	298,829.00	0.00	0.00	0.00	298,829.00	0.00	0.00	0.00	0.00	0.00	0.00	0.00	0.00	0.00	0.00	0.00	0.00	298,829.00	0.00	0.00
General Management and Supervision	100000100001000	298,829.00	0.00	298,829.00	298,829.00	0.00	0.00	0.00	298,829.00	0.00	0.00	0.00	0.00	0.00	0.00	0.00	0.00	0.00	0.00	0.00	0.00	298,829.00	0.00	0.00
CO		298,829.00	0.00	298,829.00	298,829.00	0.00	0.00	0.00	298,829.00	0.00	0.00	0.00	0.00	0.00	0.00	0.00	0.00	0.00	0.00	0.00	0.00	298,829.00	0.00	0.00
Sub-Total, General Administration and Support		298,829.00	0.00	298,829.00	298,829.00	0.00	0.00	0.00	298,829.00	0.00	0.00	0.00	0.00	0.00	0.00	0.00	0.00	0.00	0.00	0.00	0.00	298,829.00	0.00	0.00
PS		0.00	0.00	0.00	0.00	0.00	0.00	0.00	0.00	0.00	0.00	0.00	0.00	0.00	0.00	0.00	0.00	0.00	0.00	0.00	0.00	0.00	0.00	
MOOE		0.00	0.00	0.00	0.00	0.00	0.00	0.00	0.00	0.00	0.00	0.00	0.00	0.00	0.00	0.00	0.00	0.00	0.00	0.00	0.00	0.00	0.00	
FinEx (if Applicable)		0.00	0.00	0.00	0.00	0.00	0.00	0.00	0.00	0.00	0.00	0.00	0.00	0.00	0.00	0.00	0.00	0.00	0.00	0.00	0.00	0.00	0.00	
CO		298,829.00	0.00	298,829.00	298,829.00	0.00	0.00	0.00	298,829.00	0.00	0.00	0.00	0.00	0.00	0.00	0.00	0.00	0.00	0.00	0.00	0.00	298,829.00	0.00	0.00
Operations	3000000000000000	42,817,213.36	0.00	42,817,213.36	7,817,213.36	0.00	0.00	0.00	7,817,213.36	0.00	0.00	0.00	0.00	0.00	0.00	0.00	0.00	0.00	0.00	0.00	36,000,000.00	7,817,213.36	0.00	0.00
OO : Source of athletic talents widened		42,817,213.36	0.00	42,817,213.36	7,817,213.36	0.00	0.00	0.00	7,817,213.36	0.00	0.00	0.00	0.00	0.00	0.00	0.00	0.00	0.00	0.00	0.00	36,000,000.00	7,817,213.36	0.00	0.00
AMATEUR SPORTS DEVELOPMENT PROGRAM		42,817,213.36	0.00	42,817,213.36	7,817,213.36	0.00	0.00	0.00	7,817,213.36	0.00	0.00	0.00	0.00	0.00	0.00	0.00	0.00	0.00	0.00	0.00	36,000,000.00	7,817,213.36	0.00	0.00
Policy and Program Formulation and Amateur Sport Development and Promotion	310100100001000	34,447.80	0.00	34,447.80	34,447.80	0.00	0.00	0.00	34,447.80	0.00	0.00	0.00	0.00	0.00	0.00	0.00	0.00	0.00	0.00	0.00	0.00	34,447.80	0.00	0.00
MOOE		34,447.80	0.00	34,447.80	34,447.80	0.00	0.00	0.00	34,447.80	0.00	0.00	0.00	0.00	0.00	0.00	0.00	0.00	0.00	0.00	0.00	0.00	34,447.80	0.00	0.00
National Sport for All-Grassroot Centerpiece Program	310100100002000	25,025,188.87	0.00	25,025,188.87	25,188.87	0.00	0.00	0.00	25,188.87	0.00	0.00	0.00	0.00	0.00	0.00	0.00	0.00	0.00	0.00	0.00	25,000,000.00	25,188.87	0.00	0.00
MOOE		25,025,188.87	0.00	25,025,188.87	25,188.87	0.00	0.00	0.00	25,188.87	0.00	0.00	0.00	0.00	0.00	0.00	0.00	0.00	0.00	0.00	0.00	25,000,000.00	25,188.87	0.00	0.00
Locally-Funded Project(s)		17,557,578.86	0.00	17,557,578.86	7,557,578.86	0.00	0.00	0.00	7,557,578.86	0.00	0.00	0.00	0.00	0.00	0.00	0.00	0.00	0.00	0.00	0.00	10,000,000.00	7,557,578.86	0.00	0.00
Preparation, Hosting, Training and Participation for the 2018 SEA Games	310100200003000	8,848,888.36	0.00	8,848,888.36	8,848,888.36	0.00	0.00	0.00	8,848,888.36	0.00	0.00	0.00	0.00	0.00	0.00	0.00	0.00	0.00	0.00	0.00	0.00	8,848,888.36	0.00	0.00
MOOE		8,848,888.36	0.00	8,848,888.36	8,848,888.36	0.00	0.00	0.00	8,848,888.36	0.00	0.00	0.00	0.00	0.00	0.00	0.00	0.00	0.00	0.00	0.00	0.00	8,848,888.36	0.00	0.00
Training and Competition for Amis Sports	310100200008000	10,000,000.00	0.00	10,000,000.00	0.00	0.00	0.00	0.00	0.00	0.00	0.00	0.00	0.00	0.00	0.00	0.00	0.00	0.00	0.00	0.00	10,000,000.00	0.00	0.00	0.00
MOOE		10,000,000.00	0.00	10,000,000.00	0.00	0.00	0.00	0.00	0.00	0.00	0.00	0.00	0.00	0.00	0.00	0.00	0.00	0.00	0.00	0.00	10,000,000.00	0.00	0.00	0.00
Training for Bowling Sports	310100200007000	910,807.53	0.00	910,807.53	910,807.53	0.00	0.00	0.00	910,807.53	0.00	0.00	0.00	0.00	0.00	0.00	0.00	0.00	0.00	0.00	0.00	0.00	910,807.53	0.00	0.00
MOOE		910,807.53	0.00	910,807.53	910,807.53	0.00	0.00	0.00	910,807.53	0.00	0.00	0.00	0.00	0.00	0.00	0.00	0.00	0.00	0.00	0.00	0.00	910,807.53	0.00	0.00

Department: Other Executive Offices  
Agency: Philippine Sports Commission  
Operating Unit: < not applicable >  
Organization Code: 26 032 0000000  
Fund Cluster: 01 Regular Agency Fund  
(e.g. UACS Fund Cluster: 01-Regular Agency Fund, 02-Foreign Assisted Projects Fund, 03-Special Account-Locally Funded/Domestic Grants Fund, and 04-Special Account-Foreign Assisted/Foreign Grants Fund)


	Current Year
	Supplemental
X	Continuing Appropriations

Particulars	UACS CODE	Appropriations			Allotments					Current Year Obligations					Current Year Disbursements					Balances			
		Authorized Appropriations	Adjustments (Transfer To/From, Realignment)	Adjusted Appropriations	Allotments Received	Adjustments (Withdrawal, Realignment)	Transfer To	Transfer From	Adjusted Total Allotments	1st Quarter Ending March 31	2nd Quarter Ending June 30	3rd Quarter Ending Sept. 30	4th Quarter Ending Dec. 31	TOTAL	1st Quarter Ending March 31	2nd Quarter Ending June 30	3rd Quarter Ending Sept. 30	4th Quarter Ending Dec. 31	TOTAL	Unreleased Appro	Unobligated Allotments	Unpaid Obligations (18-20)-(23+24)	
																						Due and Demandable	Not Yet Due and Demandable
1	2	3	4	5=(3+4)	6	7	8	9	10=[(6+(-)7)-8+9]	11	12	13	14	15=(11+12+13+14)	16	17	18	19	20=(16+17+18+19)	21=(6-10)	22=(10-16)	23	24
Sub-Total, Operations		42,617,213.36	0.00	42,617,213.36	7,617,213.36	0.00	0.00	0.00	7,617,213.36	0.00	0.00	0.00	0.00	0.00	0.00	0.00	0.00	0.00	0.00	35,000,000.00	7,617,213.36	0.00	0.00
PS		0.00	0.00	0.00	0.00	0.00	0.00	0.00	0.00	0.00	0.00	0.00	0.00	0.00	0.00	0.00	0.00	0.00	0.00	0.00	0.00	0.00	0.00
MOOE		42,617,213.36	0.00	42,617,213.36	7,617,213.36	0.00	0.00	0.00	7,617,213.36	0.00	0.00	0.00	0.00	0.00	0.00	0.00	0.00	0.00	0.00	35,000,000.00	7,617,213.36	0.00	0.00
PinEx (If Applicable)		0.00	0.00	0.00	0.00	0.00	0.00	0.00	0.00	0.00	0.00	0.00	0.00	0.00	0.00	0.00	0.00	0.00	0.00	0.00	0.00	0.00	0.00
CO		0.00	0.00	0.00	0.00	0.00	0.00	0.00	0.00	0.00	0.00	0.00	0.00	0.00	0.00	0.00	0.00	0.00	0.00	0.00	0.00	0.00	0.00
II. Special Purpose Fund		356,375,517.74	0.00	356,375,517.74	356,375,517.74	0.00	0.00	0.00	356,375,517.74	290,282,509.36	0.00	0.00	0.00	290,282,509.36	0.00	0.00	0.00	0.00	0.00	0.00	66,093,008.38	290,282,509.36	0.00
General Administration and Support	1000000000000000	356,375,517.74	0.00	356,375,517.74	356,375,517.74	0.00	0.00	0.00	356,375,517.74	290,282,509.36	0.00	0.00	0.00	290,282,509.36	0.00	0.00	0.00	0.00	0.00	0.00	66,093,008.38	290,282,509.36	0.00
General Management and Supervision	1000001000010000	356,375,517.74	0.00	356,375,517.74	356,375,517.74	0.00	0.00	0.00	356,375,517.74	290,282,509.36	0.00	0.00	0.00	290,282,509.36	0.00	0.00	0.00	0.00	0.00	0.00	66,093,008.38	290,282,509.36	0.00
MOOE		356,375,517.74	0.00	356,375,517.74	356,375,517.74	0.00	0.00	0.00	356,375,517.74	290,282,509.36	0.00	0.00	0.00	290,282,509.36	0.00	0.00	0.00	0.00	0.00	0.00	66,093,008.38	290,282,509.36	0.00
Sub-Total, General Administration and Support		356,375,517.74	0.00	356,375,517.74	356,375,517.74	0.00	0.00	0.00	356,375,517.74	290,282,509.36	0.00	0.00	0.00	290,282,509.36	0.00	0.00	0.00	0.00	0.00	0.00	66,093,008.38	290,282,509.36	0.00
PS		0.00	0.00	0.00	0.00	0.00	0.00	0.00	0.00	0.00	0.00	0.00	0.00	0.00	0.00	0.00	0.00	0.00	0.00	0.00	0.00	0.00	0.00
MOOE		356,375,517.74	0.00	356,375,517.74	356,375,517.74	0.00	0.00	0.00	356,375,517.74	290,282,509.36	0.00	0.00	0.00	290,282,509.36	0.00	0.00	0.00	0.00	0.00	0.00	66,093,008.38	290,282,509.36	0.00
PinEx (If Applicable)		0.00	0.00	0.00	0.00	0.00	0.00	0.00	0.00	0.00	0.00	0.00	0.00	0.00	0.00	0.00	0.00	0.00	0.00	0.00	0.00	0.00	0.00
CO		0.00	0.00	0.00	0.00	0.00	0.00	0.00	0.00	0.00	0.00	0.00	0.00	0.00	0.00	0.00	0.00	0.00	0.00	0.00	0.00	0.00	0.00
GRAND TOTAL		398,269,560.10	0.00	398,269,560.10	364,269,560.10	0.00	0.00	0.00	364,269,560.10	290,282,509.36	0.00	0.00	0.00	290,282,509.36	0.00	0.00	0.00	0.00	0.00	35,000,000.00	74,007,080.86	290,282,509.36	0.00
PS		0.00	0.00	0.00	0.00	0.00	0.00	0.00	0.00	0.00	0.00	0.00	0.00	0.00	0.00	0.00	0.00	0.00	0.00	0.00	0.00	0.00	0.00
MOOE		398,269,731.10	0.00	398,269,731.10	363,982,731.10	0.00	0.00	0.00	363,982,731.10	290,282,509.36	0.00	0.00	0.00	290,282,509.36	0.00	0.00	0.00	0.00	0.00	35,000,000.00	73,710,221.74	290,282,509.36	0.00
PinEx (If Applicable)		0.00	0.00	0.00	0.00	0.00	0.00	0.00	0.00	0.00	0.00	0.00	0.00	0.00	0.00	0.00	0.00	0.00	0.00	0.00	0.00	0.00	0.00
CO		298,829.00	0.00	298,829.00	298,829.00	0.00	0.00	0.00	298,829.00	0.00	0.00	0.00	0.00	0.00	0.00	0.00	0.00	0.00	0.00	0.00	298,829.00	0.00	0.00


Certified Correct:

  
VIOLETA R. TUAZON  
Chief, Budget Division  
Date:


Certified Correct:

  
ERIK JEAN MAYORES  
Acting Chief Accountant  
Date:

Recommending Approval:

  
MEHLITA R. IBAY  
Off - Executive Director  
Date:

Approved By:

  
WILLIAM I. RAMIREZ  
Chairman  
Date:



**STATEMENT OF APPROPRIATIONS, ALLOTMENTS, OBLIGATIONS, DISBURSEMENTS AND BALANCES**  
**As at the Quarter Ending June 30, 2020**

Department : Other Executive Offices  
 Agency/Entity : Philippine Sports Commission  
 Operating Unit : < not applicable >  
 Organization Code : 26 032 0000000  
 Fund Cluster : 01 Regular Agency Fund

X	Current Year Appropriations
	Supplemental
	Continuing Appropriations

(e.g. UACS Fund Cluster: 01-Regular Agency Fund, 02-Foreign Assisted Projects Fund, 03-Special Account-Locally Funded/Domestic Grants Fund, and 04-Special Account-Foreign Assisted/Foreign Grants Fund)

Particulars	UACS CODE	Appropriations			Allotments			Current Year Obligations							Current Year Disbursements					Balances			
		Authorized Appropriations	Adjustments (Transfer To/From, Modifications/)	Adjusted Appropriations	Allotments Received	Adjustments (Reductions, Modifications/Augmentations)	Transfer To	Transfer From	Adjusted Total Allotments	1st Quarter Ending March 31	2nd Quarter Ending June 30	3rd Quarter Ending Sept. 30	4th Quarter Ending Dec. 31	TOTAL	1st Quarter Ending March 31	2nd Quarter Ending June 30	3rd Quarter Ending Sept. 30	4th Quarter Ending Dec. 31	TOTAL	Unreleased Appro	Unobligated Allotments	Unpaid Obligations (15-20)-(23+24)	
																						Due and Demandable	Not Yet Due and Demandable
1	2	3	4	5=(3+4)	6	7	8	9	10=[(8+(-)-7)+8]	11	12	13	14	15=[11+12+13+14]	16	17	18	19	20=(16+17+18+19)	21	22	23	24
I. Agency Specific Budget		944,984,000.00	(28,805,000.00)	916,179,000.00	143,359,000.00	0.00	0.00	0.00	143,359,000.00	37,823,314.71	33,027,408.46	0.00	0.00	70,850,723.17	36,311,382.18	38,289,372.18	0.00	0.00	74,600,754.35	773,000,000.00	72,368,278.80	369,858.87	0.00
General Administration and Support	10000000000000	78,884,000.00	0.00	78,884,000.00	78,884,000.00	0.00	0.00	0.00	78,884,000.00	21,937,509.92	22,334,599.96	0.00	0.00	44,272,079.81	19,485,275.36	24,529,848.91	0.00	0.00	44,015,924.37	0.00	32,811,920.36	288,155.34	0.00
General Management and Supervision	100000100001000	78,842,000.00	0.00	78,842,000.00	78,842,000.00	0.00	0.00	0.00	78,842,000.00	21,937,509.82	22,334,598.86	0.00	0.00	44,272,079.81	19,485,275.36	24,529,848.91	0.00	0.00	44,015,824.37	0.00	32,809,820.36	288,155.34	0.00
PS		36,360,000.00	0.00	36,360,000.00	36,360,000.00	0.00	0.00	0.00	36,360,000.00	9,960,835.25	10,890,813.06	0.00	0.00	20,241,448.31	9,540,291.28	10,840,803.86	0.00	0.00	20,181,084.84	0.00	18,118,551.86	80,353.37	0.00
MOOE		40,482,000.00	0.00	40,482,000.00	40,482,000.00	0.00	0.00	0.00	40,482,000.00	12,378,674.87	11,893,968.83	0.00	0.00	24,030,851.30	9,945,984.11	13,888,845.22	0.00	0.00	23,834,828.33	0.00	18,461,368.70	195,801.87	0.00
Administration of Personnel Benefits	100000100002000	42,000.00	0.00	42,000.00	42,000.00	0.00	0.00	0.00	42,000.00	0.00	0.00	0.00	0.00	0.00	0.00	0.00	0.00	0.00	0.00	0.00	42,000.00	0.00	0.00
PS		42,000.00	0.00	42,000.00	42,000.00	0.00	0.00	0.00	42,000.00	0.00	0.00	0.00	0.00	0.00	0.00	0.00	0.00	0.00	0.00	0.00	42,000.00	0.00	0.00
Sub-Total, General Administration and Support		78,884,000.00	0.00	78,884,000.00	78,884,000.00	0.00	0.00	0.00	78,884,000.00	21,937,509.92	22,334,599.96	0.00	0.00	44,272,079.81	19,485,275.36	24,529,848.91	0.00	0.00	44,015,924.37	0.00	32,811,920.36	288,155.34	0.00
PS		36,402,000.00	0.00	36,402,000.00	36,402,000.00	0.00	0.00	0.00	36,402,000.00	9,960,835.25	10,890,813.06	0.00	0.00	20,241,448.31	9,540,291.28	10,840,803.86	0.00	0.00	20,181,084.84	0.00	18,180,551.86	80,353.37	0.00
MOOE		40,482,000.00	0.00	40,482,000.00	40,482,000.00	0.00	0.00	0.00	40,482,000.00	12,378,674.87	11,893,968.83	0.00	0.00	24,030,851.30	9,945,984.11	13,888,845.22	0.00	0.00	23,834,828.33	0.00	18,461,368.70	195,801.87	0.00
FinEx (If Applicable)		0.00	0.00	0.00	0.00	0.00	0.00	0.00	0.00	0.00	0.00	0.00	0.00	0.00	0.00	0.00	0.00	0.00	0.00	0.00	0.00	0.00	0.00
CO		0.00	0.00	0.00	0.00	0.00	0.00	0.00	0.00	0.00	0.00	0.00	0.00	0.00	0.00	0.00	0.00	0.00	0.00	0.00	0.00	0.00	0.00
Operations	3000000000000000	888,080,000.00	(28,805,000.00)	859,275,000.00	88,475,000.00	0.00	0.00	0.00	88,475,000.00	15,985,804.78	10,892,838.80	0.00	0.00	26,888,641.58	15,825,118.78	10,798,723.27	0.00	0.00	26,584,840.06	773,000,000.00	39,788,358.41	103,801.53	0.00
CO - Source of athletic talents widened		888,080,000.00	(28,805,000.00)	859,275,000.00	88,475,000.00	0.00	0.00	0.00	88,475,000.00	15,985,804.78	10,892,838.80	0.00	0.00	26,888,641.58	15,825,118.78	10,798,723.27	0.00	0.00	26,584,840.06	773,000,000.00	39,788,358.41	103,801.53	0.00
AMATEUR SPORTS DEVELOPMENT PROGRAM		888,080,000.00	(28,805,000.00)	859,275,000.00	88,475,000.00	0.00	0.00	0.00	88,475,000.00	15,985,804.78	10,892,838.80	0.00	0.00	26,888,641.58	15,825,118.78	10,798,723.27	0.00	0.00	26,584,840.06	773,000,000.00	39,788,358.41	103,801.53	0.00
Policy and Program Formulation and Amateur Sport Development and Promotion	310100100001000	82,373,000.00	0.00	82,373,000.00	82,373,000.00	0.00	0.00	0.00	82,373,000.00	15,095,804.78	10,892,838.80	0.00	0.00	25,988,641.58	14,825,118.78	10,798,723.27	0.00	0.00	25,884,840.06	0.00	38,584,358.41	103,801.53	0.00
PS		28,877,000.00	0.00	28,877,000.00	28,877,000.00	0.00	0.00	0.00	28,877,000.00	8,878,058.68	8,822,115.45	0.00	0.00	17,598,174.13	8,953,802.86	8,989,218.47	0.00	0.00	17,543,022.15	0.00	11,078,825.87	55,151.98	0.00
MOOE		33,886,000.00	0.00	33,886,000.00	33,886,000.00	0.00	0.00	0.00	33,886,000.00	8,119,748.11	2,070,721.35	0.00	0.00	8,190,467.46	5,871,314.11	2,170,803.80	0.00	0.00	8,141,817.91	0.00	28,505,532.54	48,848.86	0.00
National Sport for All-Grassroot Centerpiece Program	310100100002000	27,403,000.00	(25,953,000.00)	1,450,000.00	1,450,000.00	0.00	0.00	0.00	1,450,000.00	850,000.00	0.00	0.00	0.00	850,000.00	850,000.00	0.00	0.00	0.00	850,000.00	0.00	800,000.00	0.00	0.00
MOOE		27,403,000.00	(25,953,000.00)	1,450,000.00	1,450,000.00	0.00	0.00	0.00	1,450,000.00	850,000.00	0.00	0.00	0.00	850,000.00	850,000.00	0.00	0.00	0.00	850,000.00	0.00	800,000.00	0.00	0.00
Project(s)		778,304,000.00	(2,852,000.00)	775,452,000.00	2,852,000.00	0.00	0.00	0.00	2,852,000.00	250,000.00	0.00	0.00	0.00	250,000.00	250,000.00	0.00	0.00	0.00	250,000.00	773,000,000.00	2,402,000.00	0.00	0.00
Locally-Funded Project(s)		778,304,000.00	(2,852,000.00)	775,452,000.00	2,852,000.00	0.00	0.00	0.00	2,852,000.00	250,000.00	0.00	0.00	0.00	250,000.00	250,000.00	0.00	0.00	0.00	250,000.00	773,000,000.00	2,402,000.00	0.00	0.00
4th Philippine Sports Hall of Fame Enshrinement	310100200008000	5,304,000.00	(2,852,000.00)	2,852,000.00	2,852,000.00	0.00	0.00	0.00	2,852,000.00	250,000.00	0.00	0.00	0.00	250,000.00	250,000.00	0.00	0.00	0.00	250,000.00	0.00	2,402,000.00	0.00	0.00
MOOE		5,304,000.00	(2,852,000.00)	2,852,000.00	2,852,000.00	0.00	0.00	0.00	2,852,000.00	250,000.00	0.00	0.00	0.00	250,000.00	250,000.00	0.00	0.00	0.00	250,000.00	0.00	2,402,000.00	0.00	0.00
Preparation, Hosting, Training and Participation for the 2020 Olympic Games and 10th ASEAN Para Games	310100200009000	500,000,000.00	0.00	500,000,000.00	0.00	0.00	0.00	0.00	0.00	0.00	0.00	0.00	0.00	0.00	0.00	0.00	0.00	0.00	0.00	500,000,000.00	0.00	0.00	0.00
MOOE		500,000,000.00	0.00	500,000,000.00	0.00	0.00	0.00	0.00	0.00	0.00	0.00	0.00	0.00	0.00	0.00	0.00	0.00	0.00	0.00	500,000,000.00	0.00	0.00	0.00

This report was generated using the Unified Reporting System on 08/09/2020 11:43 version FAR1.1.5 ; Status : SUBMITTED

Department : Other Executive Offices  
Agency/Entity : Philippine Sports Commission  
Operating Unit : < not applicable >  
Organization Code : 28 032 0000000  
Fund Cluster : 01 Regular Agency Fund

X	Current Year Appropriations
	Supplemental
	Continuing Appropriations

(e.g. UACS Fund Cluster: 01-Regular Agency Fund, 02-Foreign Assisted Projects Fund, 03-Special Account-Locally Funded/Domestic Grants Fund, and 04-Special Account-Foreign Assisted/Foreign Grants Fund)

Particulars	UACS CODE	Appropriations			Allotments			Current Year Obligations							Current Year Disbursements					Balances			
		Authorized Appropriations	Adjustments (Transfer To/From, Modifications/)	Adjusted Appropriations	Allotments Received	Adjustments (Reductions, Modifications/ Augmentations)	Transfer To	Transfer From	Adjusted Total Allotments	1st Quarter Ending March 31	2nd Quarter Ending June 30	3rd Quarter Ending Sept. 30	4th Quarter Ending Dec. 31	TOTAL	1st Quarter Ending March 31	2nd Quarter Ending June 30	3rd Quarter Ending Sept. 30	4th Quarter Ending Dec. 31	TOTAL	Unreleased Appro	Unobligated Allotments	Unpaid Obligations (15-20)+(23+24)	
																						Due and Demandable	Not Yet Due and Demandable
1	2	3	4	5=(3+4)	6	7	8	9	10=[(8+(-)7)-6+9]	11	12	13	14	15=(11+12+13+14)	16	17	18	19	20=(16+17+18+19)	21	22	23	24
Training, Seminars and Workshops and Competition Program for Amis Sports	310100200010000	5,000,000.00	0.00	5,000,000.00	0.00	0.00	0.00	0.00	0.00	0.00	0.00	0.00	0.00	0.00	0.00	0.00	0.00	0.00	0.00	5,000,000.00	0.00	0.00	0.00
MOOE		5,000,000.00	0.00	5,000,000.00	0.00	0.00	0.00	0.00	0.00	0.00	0.00	0.00	0.00	0.00	0.00	0.00	0.00	0.00	0.00	5,000,000.00	0.00	0.00	0.00
Training for Kickboxing	310100200011000	3,000,000.00	0.00	3,000,000.00	0.00	0.00	0.00	0.00	0.00	0.00	0.00	0.00	0.00	0.00	0.00	0.00	0.00	0.00	0.00	3,000,000.00	0.00	0.00	0.00
MOOE		3,000,000.00	0.00	3,000,000.00	0.00	0.00	0.00	0.00	0.00	0.00	0.00	0.00	0.00	0.00	0.00	0.00	0.00	0.00	0.00	3,000,000.00	0.00	0.00	0.00
Construction of Amis Training Institute Sports Building	310100200012000	20,000,000.00	0.00	20,000,000.00	0.00	0.00	0.00	0.00	0.00	0.00	0.00	0.00	0.00	0.00	0.00	0.00	0.00	0.00	0.00	20,000,000.00	0.00	0.00	0.00
CO		20,000,000.00	0.00	20,000,000.00	0.00	0.00	0.00	0.00	0.00	0.00	0.00	0.00	0.00	0.00	0.00	0.00	0.00	0.00	0.00	20,000,000.00	0.00	0.00	0.00
SEA Games Legacy Program	310100200013000	50,000,000.00	0.00	50,000,000.00	0.00	0.00	0.00	0.00	0.00	0.00	0.00	0.00	0.00	0.00	0.00	0.00	0.00	0.00	0.00	50,000,000.00	0.00	0.00	0.00
MOOE		50,000,000.00	0.00	50,000,000.00	0.00	0.00	0.00	0.00	0.00	0.00	0.00	0.00	0.00	0.00	0.00	0.00	0.00	0.00	0.00	50,000,000.00	0.00	0.00	0.00
Trainees Philippine Sports High School	310100200014000	10,000,000.00	0.00	10,000,000.00	0.00	0.00	0.00	0.00	0.00	0.00	0.00	0.00	0.00	0.00	0.00	0.00	0.00	0.00	0.00	10,000,000.00	0.00	0.00	0.00
MOOE		10,000,000.00	0.00	10,000,000.00	0.00	0.00	0.00	0.00	0.00	0.00	0.00	0.00	0.00	0.00	0.00	0.00	0.00	0.00	0.00	10,000,000.00	0.00	0.00	0.00
Grass Roots Sports Program of Sports not Offered in Public Schools	310100200015000	40,000,000.00	0.00	40,000,000.00	0.00	0.00	0.00	0.00	0.00	0.00	0.00	0.00	0.00	0.00	0.00	0.00	0.00	0.00	0.00	40,000,000.00	0.00	0.00	0.00
MOOE		40,000,000.00	0.00	40,000,000.00	0.00	0.00	0.00	0.00	0.00	0.00	0.00	0.00	0.00	0.00	0.00	0.00	0.00	0.00	0.00	40,000,000.00	0.00	0.00	0.00
Support to National Grassroots Program	310100200016000	40,000,000.00	0.00	40,000,000.00	0.00	0.00	0.00	0.00	0.00	0.00	0.00	0.00	0.00	0.00	0.00	0.00	0.00	0.00	0.00	40,000,000.00	0.00	0.00	0.00
MOOE		40,000,000.00	0.00	40,000,000.00	0.00	0.00	0.00	0.00	0.00	0.00	0.00	0.00	0.00	0.00	0.00	0.00	0.00	0.00	0.00	40,000,000.00	0.00	0.00	0.00
Financial Assistance to Athletes	310100200017000	5,000,000.00	0.00	5,000,000.00	0.00	0.00	0.00	0.00	0.00	0.00	0.00	0.00	0.00	0.00	0.00	0.00	0.00	0.00	0.00	5,000,000.00	0.00	0.00	0.00
MOOE		5,000,000.00	0.00	5,000,000.00	0.00	0.00	0.00	0.00	0.00	0.00	0.00	0.00	0.00	0.00	0.00	0.00	0.00	0.00	0.00	5,000,000.00	0.00	0.00	0.00
Mindanao Games for Peace	310100200018000	100,000,000.00	0.00	100,000,000.00	0.00	0.00	0.00	0.00	0.00	0.00	0.00	0.00	0.00	0.00	0.00	0.00	0.00	0.00	0.00	100,000,000.00	0.00	0.00	0.00
MOOE		100,000,000.00	0.00	100,000,000.00	0.00	0.00	0.00	0.00	0.00	0.00	0.00	0.00	0.00	0.00	0.00	0.00	0.00	0.00	0.00	100,000,000.00	0.00	0.00	0.00
Sub-Total, Operations		868,280,000.00	(28,805,000.00)	839,475,000.00	86,475,000.00	0.00	0.00	0.00	86,475,000.00	15,885,804.79	10,862,836.80	0.00	0.00	26,886,641.59	15,825,116.79	10,756,723.27	0.00	0.00	26,584,840.06	773,000,000.00	39,799,358.41	103,801.53	0.00
PS		28,677,000.00	0.00	28,677,000.00	28,677,000.00	0.00	0.00	0.00	28,677,000.00	8,979,058.88	8,822,115.45	0.00	0.00	17,598,174.33	8,953,802.86	8,598,219.47	0.00	0.00	17,543,022.33	0.00	11,078,825.67	55,151.66	0.00
MOOE		819,403,000.00	(28,805,000.00)	790,598,000.00	37,798,000.00	0.00	0.00	0.00	37,798,000.00	7,019,746.11	2,070,721.35	0.00	0.00	9,090,467.46	8,871,314.11	2,170,503.80	0.00	0.00	9,041,817.91	753,000,000.00	28,707,532.54	48,648.55	0.00
FinEx (If Applicable)		0.00	0.00	0.00	0.00	0.00	0.00	0.00	0.00	0.00	0.00	0.00	0.00	0.00	0.00	0.00	0.00	0.00	0.00	0.00	0.00	0.00	0.00
CO		20,000,000.00	0.00	20,000,000.00	0.00	0.00	0.00	0.00	0.00	0.00	0.00	0.00	0.00	0.00	0.00	0.00	0.00	0.00	0.00	20,000,000.00	0.00	0.00	0.00
Sub-Total, I. Agency Specific Budget		844,884,000.00	(28,805,000.00)	816,079,000.00	143,356,000.00	0.00	0.00	0.00	143,356,000.00	37,833,314.71	33,027,408.46	0.00	0.00	70,860,721.20	35,311,362.15	35,286,372.18	0.00	0.00	70,800,754.33	773,000,000.00	72,368,278.80	359,856.87	0.00
PS		85,079,000.00	0.00	85,079,000.00	85,079,000.00	0.00	0.00	0.00	85,079,000.00	18,536,863.83	16,302,726.51	0.00	0.00	37,839,582.44	18,494,083.80	16,230,023.16	0.00	0.00	37,724,117.86	0.00	27,239,377.56	115,505.36	0.00
MOOE		858,885,000.00	(28,806,000.00)	830,079,000.00	75,280,000.00	0.00	0.00	0.00	75,280,000.00	19,386,420.76	13,724,677.66	0.00	0.00	33,121,098.76	18,817,298.22	16,056,349.02	0.00	0.00	32,876,647.24	753,000,000.00	45,158,901.24	244,451.52	0.00
FinEx (If Applicable)		0.00	0.00	0.00	0.00	0.00	0.00	0.00	0.00	0.00	0.00	0.00	0.00	0.00	0.00	0.00	0.00	0.00	0.00	0.00	0.00	0.00	0.00
CO		20,000,000.00	0.00	20,000,000.00	0.00	0.00	0.00	0.00	0.00	0.00	0.00	0.00	0.00	0.00	0.00	0.00	0.00	0.00	0.00	20,000,000.00	0.00	0.00	0.00
II. Automatic Appropriations		5,834,000.00	(4,363,070.00)	1,470,930.00	5,991,250.00	(4,540,320.00)	0.00	0.00	1,540,930.00	1,851,693.22	444,063.24	0.00	0.00	2,395,756.46	959,155.14	1,422,210.46	0.00	0.00	2,380,368.82	0.00	(854,856.46)	16,420.84	0.00




Department : Other Executive Offices  
Agency/Entity : Philippine Sports Commission  
Operating Unit : < not applicable >  
Organization Code : 26 032 0000000  
Fund Cluster : 01 Regular Agency Fund  
(e.g. UACS Fund Cluster: 01-Regular Agency Fund, 02-Foreign Assisted Projects Fund, 03-Special Account-Locally Funded/Domestic Grants Fund, and 04-Special Account-Foreign Assisted/Foreign Grants Fund)

X	Current Year Appropriations
	Supplemental
	Continuing Appropriations

Particulars	UACS CODE	Appropriations			Allotments			Current Year Obligations							Current Year Disbursements					Balances			
		Authorized Appropriations	(Transfer To/From, Modifications/)	Adjusted Appropriations	Allotments Received	Adjustments (Reductions, Modifications/ Augmentations)	Transfer To	Transfer From	Adjusted Total Allotments	1st Quarter Ending March 31	2nd Quarter Ending June 30	3rd Quarter Ending Sept. 30	4th Quarter Ending Dec. 31	TOTAL	1st Quarter Ending March 31	2nd Quarter Ending June 30	3rd Quarter Ending Sept. 30	4th Quarter Ending Dec. 31	TOTAL	Unreleased Appro	Unobligated Allotments	Unpaid Obligations (18-20)=(23+24)	
		3	4	5=(3+4)	6	7	8	9	10=[(8+(-)7)-6+9]	11	12	13	14	15=(11+12+13+14)	16	17	18	19	20=(16+17+18+19)	21	22	23	24
Specific Budgets of National Government Agencies		5,934,000.00	(4,363,070.00)	1,540,930.00	5,991,290.00	(4,450,320.00)	0.00	0.00	1,540,930.00	1,991,993.22	444,083.24	0.00	0.00	2,395,796.46	999,199.14	1,422,210.48	0.00	0.00	2,395,796.46	0.00	(854,856.46)	15,420.84	0.00
Retirement and Life Insurance Premiums		5,934,000.00	(4,363,070.00)	1,540,930.00	5,991,290.00	(4,450,320.00)	0.00	0.00	1,540,930.00	1,991,993.22	444,083.24	0.00	0.00	2,395,796.46	999,199.14	1,422,210.48	0.00	0.00	2,395,796.46	0.00	(854,856.46)	15,420.84	0.00
PS		5,934,000.00	(4,363,070.00)	1,540,930.00	5,991,290.00	(4,450,320.00)	0.00	0.00	1,540,930.00	1,991,993.22	444,083.24	0.00	0.00	2,395,796.46	999,199.14	1,422,210.48	0.00	0.00	2,395,796.46	0.00	(854,856.46)	15,420.84	0.00
Sub-total II: Automatic Appropriations		5,934,000.00	(4,363,070.00)	1,540,930.00	5,991,290.00	(4,450,320.00)	0.00	0.00	1,540,930.00	1,991,993.22	444,083.24	0.00	0.00	2,395,796.46	999,199.14	1,422,210.48	0.00	0.00	2,395,796.46	0.00	(854,856.46)	15,420.84	0.00
PS		5,934,000.00	(4,363,070.00)	1,540,930.00	5,991,290.00	(4,450,320.00)	0.00	0.00	1,540,930.00	1,991,993.22	444,083.24	0.00	0.00	2,395,796.46	999,199.14	1,422,210.48	0.00	0.00	2,395,796.46	0.00	(854,856.46)	15,420.84	0.00
MOOE		0.00	0.00	0.00	0.00	0.00	0.00	0.00	0.00	0.00	0.00	0.00	0.00	0.00	0.00	0.00	0.00	0.00	0.00	0.00	0.00	0.00	0.00
FinEx		0.00	0.00	0.00	0.00	0.00	0.00	0.00	0.00	0.00	0.00	0.00	0.00	0.00	0.00	0.00	0.00	0.00	0.00	0.00	0.00	0.00	0.00
CO		0.00	0.00	0.00	0.00	0.00	0.00	0.00	0.00	0.00	0.00	0.00	0.00	0.00	0.00	0.00	0.00	0.00	0.00	0.00	0.00	0.00	0.00
II. Special Purpose Fund		0.00	2,248,000.00	2,248,000.00	0.00	2,248,000.00	0.00	0.00	2,248,000.00	0.00	0.00	0.00	0.00	0.00	0.00	0.00	0.00	0.00	0.00	0.00	2,248,000.00	0.00	0.00
Miscellaneous Personnel Benefits Fund		0.00	2,248,000.00	2,248,000.00	0.00	2,248,000.00	0.00	0.00	2,248,000.00	0.00	0.00	0.00	0.00	0.00	0.00	0.00	0.00	0.00	0.00	0.00	2,248,000.00	0.00	0.00
PS		0.00	2,248,000.00	2,248,000.00	0.00	2,248,000.00	0.00	0.00	2,248,000.00	0.00	0.00	0.00	0.00	0.00	0.00	0.00	0.00	0.00	0.00	0.00	2,248,000.00	0.00	0.00
Sub-Total II: Special Purpose Fund		0.00	2,248,000.00	2,248,000.00	0.00	2,248,000.00	0.00	0.00	2,248,000.00	0.00	0.00	0.00	0.00	0.00	0.00	0.00	0.00	0.00	0.00	0.00	2,248,000.00	0.00	0.00
PS		0.00	2,248,000.00	2,248,000.00	0.00	2,248,000.00	0.00	0.00	2,248,000.00	0.00	0.00	0.00	0.00	0.00	0.00	0.00	0.00	0.00	0.00	0.00	2,248,000.00	0.00	0.00
MOOE		0.00	0.00	0.00	0.00	0.00	0.00	0.00	0.00	0.00	0.00	0.00	0.00	0.00	0.00	0.00	0.00	0.00	0.00	0.00	0.00	0.00	0.00
FinEx		0.00	0.00	0.00	0.00	0.00	0.00	0.00	0.00	0.00	0.00	0.00	0.00	0.00	0.00	0.00	0.00	0.00	0.00	0.00	0.00	0.00	0.00
CO		0.00	0.00	0.00	0.00	0.00	0.00	0.00	0.00	0.00	0.00	0.00	0.00	0.00	0.00	0.00	0.00	0.00	0.00	0.00	0.00	0.00	0.00
GRAND TOTAL		990,898,000.00	(30,790,070.00)	820,147,930.00	149,390,290.00	(2,202,320.00)	0.00	0.00	147,147,930.00	36,699,007.99	33,471,499.73	0.00	0.00	73,369,507.99	36,299,947.29	36,711,982.99	0.00	0.00	72,991,129.99	773,000,000.00	73,791,422.34	379,377.71	0.00
PS		71,013,000.00	(2,145,070.00)	68,867,930.00	71,070,290.00	(2,202,320.00)	0.00	0.00	68,867,930.00	20,468,967.15	19,746,921.75	0.00	0.00	40,235,408.90	19,452,249.07	20,652,233.84	0.00	0.00	40,104,482.71	0.00	28,632,821.10	130,928.16	0.00
MOOE		889,885,000.00	(28,605,000.00)	831,280,000.00	78,280,000.00	0.00	0.00	0.00	78,280,000.00	19,399,420.78	13,724,977.98	0.00	0.00	33,121,098.76	16,817,299.22	16,099,349.00	0.00	0.00	32,878,647.24	793,000,000.00	45,159,901.24	244,451.52	0.00
CO		20,000,000.00	0.00	20,000,000.00	0.00	0.00	0.00	0.00	0.00	0.00	0.00	0.00	0.00	0.00	0.00	0.00	0.00	0.00	0.00	20,000,000.00	0.00	0.00	0.00
Recapitulation by OO:																							
I. Agency Specific Budget		889,885,000.00	0.00	889,885,000.00	86,475,000.00	0.00	0.00	0.00	86,475,000.00	15,995,804.79	10,992,836.80	0.00	0.00	26,988,641.59	15,825,116.79	10,759,723.27	0.00	0.00	26,584,840.06	801,805,000.00	36,796,358.41	103,801.53	0.00
AMATEUR SPORTS DEVELOPMENT PROGRAM		889,885,000.00	0.00	889,885,000.00	86,475,000.00	0.00	0.00	0.00	86,475,000.00	15,995,804.79	10,992,836.80	0.00	0.00	26,988,641.59	15,825,116.79	10,759,723.27	0.00	0.00	26,584,840.06	801,805,000.00	36,796,358.41	103,801.53	0.00

Certified Correct:

  
VIOLETA R. TUAZON  
Chief Budget Officer  
Date:


Certified Correct:

  
ERIK JEAN MAYORES  
Acting Chief Accountant  
Date:

Recommending Approval:

  
MERLITA R. IBAY  
OIC/Executive Director  
Date:

Approved By:


  
WILLIAM I. RAMIREZ  
Chairman  
Date:

STATEMENT OF APPROPRIATIONS, ALLOTMENTS, OBLIGATIONS, DISBURSEMENTS AND BALANCES  
As at the Quarter Ending June 30, 2020

Department : Other Executive Offices  
Agency/Entity : Philippine Sports Commission  
Operating Unit : < not applicable >  
Organization Code : 26 032 0000000  
Fund Cluster : 03 Special Account - Locally Funded/Domestic Grants Fund  
(e.g. UACS Fund Cluster: 01-Regular Agency Fund, 02-Foreign Assisted Projects Fund, 03-Special Account-Locally Funded/Domestic Grants Fund, and 04-Special Account-Foreign Assisted/Foreign Grants Fund)


X	Current Year Appropriations
	Supplemental
	Continuing Appropriations

Particulars	UACS CODE	Appropriations			Allotments					Current Year Obligations					Current Year Disbursements					Balance				
		Authorized Appropriations	Adjustments (Transfer To/From, Modifications)	Adjusted Appropriations	Allotments Received	Adjustments (Reductions, Modifications/Augmentations)	Transfer To	Transfer From	Adjusted Total Allotments	1st Quarter Ending March 31	2nd Quarter Ending June 30	3rd Quarter Ending Sept. 30	4th Quarter Ending Dec. 31	TOTAL	1st Quarter Ending March 31	2nd Quarter Ending June 30	3rd Quarter Ending Sept. 30	4th Quarter Ending Dec. 31	TOTAL	Unreleased Appro	Unobligated Allotments	Unpaid Obligations (18-20)-(23+24)		
																						Due and Demandable	Not Yet Due and Demandable	
1	2	3	4	5=(3+4)	6	7	8	9	10=[(8+(-)7)-8+9]	11	12	13	14	15=(11+12+13+14)	16	17	18	19	20=(16+17+18+19)	21	22	23	24	
If Automatic Appropriations		29,826,000.00	0.00	29,826,000.00	0.00	0.00	0.00	0.00	0.00	0.00	0.00	0.00	0.00	0.00	0.00	0.00	0.00	0.00	0.00	29,826,000.00	0.00	0.00	0.00	0.00
Special Accounts in the General Fund		29,826,000.00	0.00	29,826,000.00	0.00	0.00	0.00	0.00	0.00	0.00	0.00	0.00	0.00	0.00	0.00	0.00	0.00	0.00	0.00	29,826,000.00	0.00	0.00	0.00	0.00
National Sports Development Fund		29,826,000.00	0.00	29,826,000.00	0.00	0.00	0.00	0.00	0.00	0.00	0.00	0.00	0.00	0.00	0.00	0.00	0.00	0.00	0.00	29,826,000.00	0.00	0.00	0.00	0.00
MOOE		29,826,000.00	0.00	29,826,000.00	0.00	0.00	0.00	0.00	0.00	0.00	0.00	0.00	0.00	0.00	0.00	0.00	0.00	0.00	0.00	29,826,000.00	0.00	0.00	0.00	0.00
Sub-total If Automatic Appropriations		29,826,000.00	0.00	29,826,000.00	0.00	0.00	0.00	0.00	0.00	0.00	0.00	0.00	0.00	0.00	0.00	0.00	0.00	0.00	0.00	29,826,000.00	0.00	0.00	0.00	0.00
PS		0.00	0.00	0.00	0.00	0.00	0.00	0.00	0.00	0.00	0.00	0.00	0.00	0.00	0.00	0.00	0.00	0.00	0.00	0.00	0.00	0.00	0.00	0.00
MOOE		29,826,000.00	0.00	29,826,000.00	0.00	0.00	0.00	0.00	0.00	0.00	0.00	0.00	0.00	0.00	0.00	0.00	0.00	0.00	0.00	29,826,000.00	0.00	0.00	0.00	0.00
FinEx		0.00	0.00	0.00	0.00	0.00	0.00	0.00	0.00	0.00	0.00	0.00	0.00	0.00	0.00	0.00	0.00	0.00	0.00	0.00	0.00	0.00	0.00	0.00
CO		0.00	0.00	0.00	0.00	0.00	0.00	0.00	0.00	0.00	0.00	0.00	0.00	0.00	0.00	0.00	0.00	0.00	0.00	0.00	0.00	0.00	0.00	0.00
GRAND TOTAL		29,826,000.00	0.00	29,826,000.00	0.00	0.00	0.00	0.00	0.00	0.00	0.00	0.00	0.00	0.00	0.00	0.00	0.00	0.00	0.00	29,826,000.00	0.00	0.00	0.00	0.00
MOOE		29,826,000.00	0.00	29,826,000.00	0.00	0.00	0.00	0.00	0.00	0.00	0.00	0.00	0.00	0.00	0.00	0.00	0.00	0.00	0.00	29,826,000.00	0.00	0.00	0.00	0.00

Certified Correct:  
  
VIOLETA R. TUAZON  
Chief Budget Officer  
Date:

Certified Correct:  
  
ERIK JEAN MAYORES  
Acting Chief Accountant  
Date:

Recommending Approval:  
  
MERLITA R. IBAY  
Director - Executive Director  
Date:

Approved By:  
  
WILLIAM I. RAMIREZ  
Chairman  
Date:



STATEMENT OF APPROPRIATIONS, ALLOTMENTS, OBLIGATIONS, DISBURSEMENTS AND BALANCES  
As at the Quarter Ending June 30, 2020

Department: Other Executive Offices  
Agency: Philippine Sports Commission  
Operating Unit: < not applicable >  
Organization Code: 26 032 0000000  
Fund Cluster: 01 Regular Agency Fund

	Current Year
	Supplemental
X	Continuing Appropriations

(e.g. UACS Fund Cluster: 01-Regular Agency Fund, 02-Foreign Assisted Projects Fund, 03-Special Account-Locally Funded/Domestic Grants Fund, and 04-Special Account-Foreign Assisted/Foreign Grants Fund)

Particulars	UACB CODE	Appropriations			Allotments			Current Year Obligations							Current Year Disbursements					Balances				
		Authorized Appropriations	Adjustments (Transfer To/From, Realignment)	Adjusted Appropriations	Allotments Received	Adjustments (Withdrawals, Realignment)	Transfer To	Transfer From	Adjusted Total Allotments	1st Quarter Ending March 31	2nd Quarter Ending June 30	3rd Quarter Ending Sept. 30	4th Quarter Ending Dec. 31	TOTAL	1st Quarter Ending March 31	2nd Quarter Ending June 30	3rd Quarter Ending Sept. 30	4th Quarter Ending Dec. 31	TOTAL	Unreleased Appro	Unobligated Allotments	Unpaid Obligations (15-20)=(23+24)		
																						Due and Demandable	Not Yet Due and Demandable	
1	2	3	4	5=(3+4)	6	7	8	9	10=[(8+(-)-7)-8+9]	11	12	13	14	15=(11+12+13+14)	16	17	18	19	20=(16+17+18+19)	21=(5-10)	22=(10-16)	23	24	
Continuing Appropriations		366,286,560.16	0.00	366,286,560.16	364,286,560.16	0.00	0.00	0.00	364,286,560.16	280,282,509.36	41,787,640.00	0.00	0.00	322,069,149.36	0.00	305,078,286.66	0.00	0.00	305,078,286.66	36,000,000.00	32,236,410.77	26,871,662.75	0.00	
Agency Specific Budget		42,914,042.42	0.00	42,914,042.42	7,914,042.42	0.00	0.00	0.00	7,914,042.42	0.00	136,774.20	0.00	0.00	136,774.20	0.00	0.00	0.00	0.00	136,774.20	36,000,000.00	7,777,286.22	136,774.20	0.00	
General Administration and Support	1000000000000000	298,829.06	0.00	298,829.06	296,829.06	0.00	0.00	0.00	298,829.06	0.00	136,774.20	0.00	0.00	136,774.20	0.00	0.00	0.00	0.00	136,774.20	0.00	0.00	160,054.86	136,774.20	0.00
General Management and Supervision	100000100001000	298,829.06	0.00	298,829.06	296,829.06	0.00	0.00	0.00	298,829.06	0.00	136,774.20	0.00	0.00	136,774.20	0.00	0.00	0.00	0.00	136,774.20	0.00	0.00	160,054.86	136,774.20	0.00
CO		298,829.06	0.00	298,829.06	296,829.06	0.00	0.00	0.00	298,829.06	0.00	136,774.20	0.00	0.00	136,774.20	0.00	0.00	0.00	0.00	136,774.20	0.00	0.00	160,054.86	136,774.20	0.00
Sub-Total, General Administration and Support		298,829.06	0.00	298,829.06	296,829.06	0.00	0.00	0.00	298,829.06	0.00	136,774.20	0.00	0.00	136,774.20	0.00	0.00	0.00	0.00	136,774.20	0.00	0.00	160,054.86	136,774.20	0.00
PS		0.00	0.00	0.00	0.00	0.00	0.00	0.00	0.00	0.00	0.00	0.00	0.00	0.00	0.00	0.00	0.00	0.00	0.00	0.00	0.00	0.00	0.00	0.00
MOOE		0.00	0.00	0.00	0.00	0.00	0.00	0.00	0.00	0.00	0.00	0.00	0.00	0.00	0.00	0.00	0.00	0.00	0.00	0.00	0.00	0.00	0.00	0.00
FinEx (If Applicable)		0.00	0.00	0.00	0.00	0.00	0.00	0.00	0.00	0.00	0.00	0.00	0.00	0.00	0.00	0.00	0.00	0.00	0.00	0.00	0.00	0.00	0.00	0.00
CO		298,829.06	0.00	298,829.06	296,829.06	0.00	0.00	0.00	298,829.06	0.00	136,774.20	0.00	0.00	136,774.20	0.00	0.00	0.00	0.00	136,774.20	0.00	0.00	160,054.86	136,774.20	0.00
Operations	3000000000000000	42,817,213.36	0.00	42,817,213.36	7,817,213.36	0.00	0.00	0.00	7,817,213.36	0.00	0.00	0.00	0.00	0.00	0.00	0.00	0.00	0.00	0.00	36,000,000.00	7,817,213.36	0.00	0.00	0.00
OO : Source of athletic talents widened		42,817,213.36	0.00	42,817,213.36	7,817,213.36	0.00	0.00	0.00	7,817,213.36	0.00	0.00	0.00	0.00	0.00	0.00	0.00	0.00	0.00	0.00	36,000,000.00	7,817,213.36	0.00	0.00	0.00
AMATEUR SPORTS DEVELOPMENT PROGRAM		42,817,213.36	0.00	42,817,213.36	7,817,213.36	0.00	0.00	0.00	7,817,213.36	0.00	0.00	0.00	0.00	0.00	0.00	0.00	0.00	0.00	0.00	36,000,000.00	7,817,213.36	0.00	0.00	0.00
Policy and Program Formulation and Amateur Sport Development and Promotion	310100100001000	34,447.80	0.00	34,447.80	34,447.80	0.00	0.00	0.00	34,447.80	0.00	0.00	0.00	0.00	0.00	0.00	0.00	0.00	0.00	0.00	0.00	0.00	34,447.80	0.00	0.00
MOOE		34,447.80	0.00	34,447.80	34,447.80	0.00	0.00	0.00	34,447.80	0.00	0.00	0.00	0.00	0.00	0.00	0.00	0.00	0.00	0.00	0.00	0.00	34,447.80	0.00	0.00
National Sport for All-Grassroot Centerpiece Program	310100100002000	25,025,188.87	0.00	25,025,188.87	25,188.87	0.00	0.00	0.00	25,188.87	0.00	0.00	0.00	0.00	0.00	0.00	0.00	0.00	0.00	0.00	25,000,000.00	25,188.87	0.00	0.00	0.00
MOOE		25,025,188.87	0.00	25,025,188.87	25,188.87	0.00	0.00	0.00	25,188.87	0.00	0.00	0.00	0.00	0.00	0.00	0.00	0.00	0.00	0.00	25,000,000.00	25,188.87	0.00	0.00	0.00
Locally-Funded Project(s)		17,557,578.86	0.00	17,557,578.86	7,557,578.86	0.00	0.00	0.00	7,557,578.86	0.00	0.00	0.00	0.00	0.00	0.00	0.00	0.00	0.00	0.00	10,000,000.00	7,557,578.86	0.00	0.00	0.00
Preparation, Housing, Training and Participation for the 2018 SEA Games	310100200003000	8,648,899.36	0.00	8,648,899.36	8,648,899.36	0.00	0.00	0.00	8,648,899.36	0.00	0.00	0.00	0.00	0.00	0.00	0.00	0.00	0.00	0.00	0.00	0.00	8,648,899.36	0.00	0.00
MOOE		8,648,899.36	0.00	8,648,899.36	8,648,899.36	0.00	0.00	0.00	8,648,899.36	0.00	0.00	0.00	0.00	0.00	0.00	0.00	0.00	0.00	0.00	0.00	0.00	8,648,899.36	0.00	0.00
Training and Competition for Arnis Sports	310100200008000	10,000,000.00	0.00	10,000,000.00	0.00	0.00	0.00	0.00	0.00	0.00	0.00	0.00	0.00	0.00	0.00	0.00	0.00	0.00	0.00	10,000,000.00	0.00	0.00	0.00	0.00
MOOE		10,000,000.00	0.00	10,000,000.00	0.00	0.00	0.00	0.00	0.00	0.00	0.00	0.00	0.00	0.00	0.00	0.00	0.00	0.00	0.00	10,000,000.00	0.00	0.00	0.00	0.00
Training for Bowling Sports	310100200007000	910,807.53	0.00	910,807.53	910,807.53	0.00	0.00	0.00	910,807.53	0.00	0.00	0.00	0.00	0.00	0.00	0.00	0.00	0.00	0.00	0.00	0.00	910,807.53	0.00	0.00
MOOE		910,807.53	0.00	910,807.53	910,807.53	0.00	0.00	0.00	910,807.53	0.00	0.00	0.00	0.00	0.00	0.00	0.00	0.00	0.00	0.00	0.00	0.00	910,807.53	0.00	0.00

Department: Other Executive Offices  
Agency: Philippine Sports Commission  
Operating Unit: < not applicable >  
Organization Code: 28 032 0000000  
Fund Cluster: 01 Regular Agency Fund

	Current Year
	Supplemental
X	Continuing Appropriations

(e.g. UACS Fund Cluster: 01-Regular Agency Fund, 02-Foreign Assisted Projects Fund, 03-Special Account-Locally Funded/Domestic Grants Fund, and 04-Special Account-Foreign Assisted/Foreign Grants Fund)

Particulars	UACS CODE	Appropriations		Allotments		Current Year Obligations									Current Year Disbursements					Balances			
		Authorized Appropriations	Adjustments (Transfer To/From, Reassignment)	Adjusted Appropriations	Allotments Received	Adjustments (Withdrawal, Reassignment)	Transfer To	Transfer From	Adjusted Total Allotments	1st Quarter Ending March 31	2nd Quarter Ending June 30	3rd Quarter Ending Sept. 30	4th Quarter Ending Dec. 31	TOTAL	1st Quarter Ending March 31	2nd Quarter Ending June 30	3rd Quarter Ending Sept. 30	4th Quarter Ending Dec. 31	TOTAL	Unreleased Appro	Unobligated Allotments	Unpaid Obligations (18-20)=(23+24)	
		3	4	5=(3+4)	6	7	8	9	10=[(8+(-)7)-8+9]	11	12	13	14	15=(11+12+13+14)	16	17	18	19	20=(16+17+18+19)	21=(5-10)	22=(10-15)	23	24
Sub-Total, Operations		42,817,213.36	0.00	42,817,213.36	7,817,213.36	0.00	0.00	0.00	7,817,213.36	0.00	0.00	0.00	0.00	0.00	0.00	0.00	0.00	0.00	0.00	36,000,000.00	7,817,213.36	0.00	0.00
PS		0.00	0.00	0.00	0.00	0.00	0.00	0.00	0.00	0.00	0.00	0.00	0.00	0.00	0.00	0.00	0.00	0.00	0.00	0.00	0.00	0.00	0.00
MOOE		42,817,213.36	0.00	42,817,213.36	7,817,213.36	0.00	0.00	0.00	7,817,213.36	0.00	0.00	0.00	0.00	0.00	0.00	0.00	0.00	0.00	0.00	36,000,000.00	7,817,213.36	0.00	0.00
FinEx (If Applicable)		0.00	0.00	0.00	0.00	0.00	0.00	0.00	0.00	0.00	0.00	0.00	0.00	0.00	0.00	0.00	0.00	0.00	0.00	0.00	0.00	0.00	0.00
CO		0.00	0.00	0.00	0.00	0.00	0.00	0.00	0.00	0.00	0.00	0.00	0.00	0.00	0.00	0.00	0.00	0.00	0.00	0.00	0.00	0.00	0.00
I. Special Purpose Fund		366,375,517.74	0.00	366,375,517.74	366,375,517.74	0.00	0.00	0.00	366,375,517.74	290,282,506.36	41,630,866.83	0.00	0.00	331,913,375.19	0.00	305,078,286.66	0.00	0.00	305,078,286.66	0.00	24,462,142.55	26,635,066.53	0.00
General Administration and Support	1000000000000000	366,375,517.74	0.00	366,375,517.74	366,375,517.74	0.00	0.00	0.00	366,375,517.74	290,282,506.36	41,630,866.83	0.00	0.00	331,913,375.19	0.00	305,078,286.66	0.00	0.00	305,078,286.66	0.00	24,462,142.55	26,635,066.53	0.00
General Management and Supervision	100000100001000	366,375,517.74	0.00	366,375,517.74	366,375,517.74	0.00	0.00	0.00	366,375,517.74	290,282,506.36	41,630,866.83	0.00	0.00	331,913,375.19	0.00	305,078,286.66	0.00	0.00	305,078,286.66	0.00	24,462,142.55	26,635,066.53	0.00
MOOE		366,375,517.74	0.00	366,375,517.74	366,375,517.74	0.00	0.00	0.00	366,375,517.74	290,282,506.36	41,630,866.83	0.00	0.00	331,913,375.19	0.00	305,078,286.66	0.00	0.00	305,078,286.66	0.00	24,462,142.55	26,635,066.53	0.00
Sub-Total, General Administration and Support		366,375,517.74	0.00	366,375,517.74	366,375,517.74	0.00	0.00	0.00	366,375,517.74	290,282,506.36	41,630,866.83	0.00	0.00	331,913,375.19	0.00	305,078,286.66	0.00	0.00	305,078,286.66	0.00	24,462,142.55	26,635,066.53	0.00
PS		0.00	0.00	0.00	0.00	0.00	0.00	0.00	0.00	0.00	0.00	0.00	0.00	0.00	0.00	0.00	0.00	0.00	0.00	0.00	0.00	0.00	0.00
MOOE		366,375,517.74	0.00	366,375,517.74	366,375,517.74	0.00	0.00	0.00	366,375,517.74	290,282,506.36	41,630,866.83	0.00	0.00	331,913,375.19	0.00	305,078,286.66	0.00	0.00	305,078,286.66	0.00	24,462,142.55	26,635,066.53	0.00
FinEx (If Applicable)		0.00	0.00	0.00	0.00	0.00	0.00	0.00	0.00	0.00	0.00	0.00	0.00	0.00	0.00	0.00	0.00	0.00	0.00	0.00	0.00	0.00	0.00
CO		0.00	0.00	0.00	0.00	0.00	0.00	0.00	0.00	0.00	0.00	0.00	0.00	0.00	0.00	0.00	0.00	0.00	0.00	0.00	0.00	0.00	0.00
GRAND TOTAL		366,289,580.10	0.00	366,289,580.10	364,289,580.10	0.00	0.00	0.00	364,289,580.10	290,282,506.36	41,787,840.00	0.00	0.00	332,060,146.36	0.00	305,078,286.66	0.00	0.00	305,078,286.66	36,000,000.00	32,239,410.77	28,971,862.73	0.00
PS		0.00	0.00	0.00	0.00	0.00	0.00	0.00	0.00	0.00	0.00	0.00	0.00	0.00	0.00	0.00	0.00	0.00	0.00	0.00	0.00	0.00	0.00
MOOE		366,992,731.10	0.00	366,992,731.10	363,992,731.10	0.00	0.00	0.00	363,992,731.10	290,282,506.36	41,630,866.83	0.00	0.00	331,913,375.19	0.00	305,078,286.66	0.00	0.00	305,078,286.66	36,000,000.00	32,078,366.91	26,835,066.53	0.00
FinEx (If Applicable)		0.00	0.00	0.00	0.00	0.00	0.00	0.00	0.00	0.00	0.00	0.00	0.00	0.00	0.00	0.00	0.00	0.00	0.00	0.00	0.00	0.00	0.00
CO		299,829.00	0.00	299,829.00	299,829.00	0.00	0.00	0.00	299,829.00	0.00	136,774.20	0.00	0.00	136,774.20	0.00	0.00	0.00	0.00	0.00	0.00	160,054.80	136,774.20	0.00

Certified Correct:

Certified Correct:

Recommending Approval:

Approved By:

VIOLETA R. TUAZON

Chief Budget Officer

JEAN MAYORES

Acting Chief Accountant

MERLITA R. IBAY

Old - Executive Director

WILLIAM I. RAMIREZ

Chairman

Date:

Date:

Date:

Date: