

## STATEMENT OF APPROPRIATIONS, ALLOTMENTS, OBLIGATIONS, DISBURSEMENTS AND BALANCES

As at the Quarter Ending March 31, 2020

Department : Other Executive Offices  
 Agency/Entity : Philippine Sports Commission  
 Operating Unit : < not applicable >  
 Organization Code : 28 032 0000000  
 Fund Cluster : 01 Regular Agency Fund

X	Current Year Appropriations
	Supplemental
	Continuing Appropriations

(e.g. UACS Fund Cluster: 01-Regular Agency Fund, 02-Foreign Assisted Projects Fund, 03-Special Account-Locally Funded/Domestic Grants Fund, and 04-Special Account-Foreign Assisted/Foreign Grants Fund)

Particulars	UACS CODE	Appropriations			Allotments			Current Year Obligations							Current Year Disbursements					Balances			
		Authorized Appropriations	Adjustments (Transfer To/From, Modifications/)	Adjusted Appropriations	Allotments Received	Adjustments (Reductions, Modifications/ Augmentations)	Transfer To	Transfer From	Adjusted Total Allotments	1st Quarter Ending March 31	2nd Quarter Ending June 30	3rd Quarter Ending Sept. 30	4th Quarter Ending Dec. 31	TOTAL	1st Quarter Ending March 31	2nd Quarter Ending June 30	3rd Quarter Ending Sept. 30	4th Quarter Ending Dec. 31	TOTAL	Unreleased Appro	Unobligated Allotments	Unpaid Obligations (18-20)=(23+24)	
																						Due and Demandable	Not Yet Due and Demandable
1	2	3	4	5=(3+4)	6	7	8	9	10=[(8+(-17))-8+9]	11	12	13	14	15=(11+12+13+14)	16	17	18	19	20=(16+17+18+19)	21	22	23	24
Agency Specific Budget		944,984,000.00	0.00	944,984,000.00	171,964,000.00	0.00	0.00	0.00	171,964,000.00	37,833,314.71	0.00	0.00	0.00	37,833,314.71	35,311,362.15	0.00	0.00	0.00	35,311,362.15	773,000,000.00	134,030,695.25	2,821,922.56	0.00
General Administration and Support	1000000000000000	78,884,000.00	0.00	78,884,000.00	78,884,000.00	0.00	0.00	0.00	78,884,000.00	21,937,509.82	0.00	0.00	0.00	21,937,509.82	19,488,275.36	0.00	0.00	0.00	19,488,275.36	0.00	54,946,460.08	2,451,234.56	0.00
General Management and Supervision	100000100001000	78,842,000.00	0.00	78,842,000.00	78,842,000.00	0.00	0.00	0.00	78,842,000.00	21,837,509.82	0.00	0.00	0.00	21,837,509.82	19,488,275.36	0.00	0.00	0.00	19,488,275.36	0.00	54,904,480.08	2,451,234.56	0.00
PS		36,360,000.00	0.00	36,360,000.00	36,360,000.00	0.00	0.00	0.00	36,360,000.00	9,560,835.25	0.00	0.00	0.00	9,560,835.25	9,540,291.25	0.00	0.00	0.00	9,540,291.25	0.00	28,799,184.75	20,544.00	0.00
MOOE		40,482,000.00	0.00	40,482,000.00	40,482,000.00	0.00	0.00	0.00	40,482,000.00	12,378,674.67	0.00	0.00	0.00	12,378,674.67	9,945,984.11	0.00	0.00	0.00	9,945,984.11	0.00	28,105,325.32	2,430,690.56	0.00
Administration of Personnel Benefits	100000100002000	42,000.00	0.00	42,000.00	42,000.00	0.00	0.00	0.00	42,000.00	0.00	0.00	0.00	0.00	0.00	0.00	0.00	0.00	0.00	0.00	0.00	42,000.00	0.00	0.00
PS		42,000.00	0.00	42,000.00	42,000.00	0.00	0.00	0.00	42,000.00	0.00	0.00	0.00	0.00	0.00	0.00	0.00	0.00	0.00	0.00	0.00	42,000.00	0.00	0.00
Sub-Total, General Administration and Support		78,884,000.00	0.00	78,884,000.00	78,884,000.00	0.00	0.00	0.00	78,884,000.00	21,937,509.82	0.00	0.00	0.00	21,937,509.82	19,488,275.36	0.00	0.00	0.00	19,488,275.36	0.00	54,946,460.08	2,451,234.56	0.00
PS		36,402,000.00	0.00	36,402,000.00	36,402,000.00	0.00	0.00	0.00	36,402,000.00	9,560,835.25	0.00	0.00	0.00	9,560,835.25	9,540,291.25	0.00	0.00	0.00	9,540,291.25	0.00	28,841,184.75	20,544.00	0.00
MOOE		40,482,000.00	0.00	40,482,000.00	40,482,000.00	0.00	0.00	0.00	40,482,000.00	12,378,674.67	0.00	0.00	0.00	12,378,674.67	9,945,984.11	0.00	0.00	0.00	9,945,984.11	0.00	28,105,325.32	2,430,690.56	0.00
FinEx (If Applicable)		0.00	0.00	0.00	0.00	0.00	0.00	0.00	0.00	0.00	0.00	0.00	0.00	0.00	0.00	0.00	0.00	0.00	0.00	0.00	0.00	0.00	0.00
CO		0.00	0.00	0.00	0.00	0.00	0.00	0.00	0.00	0.00	0.00	0.00	0.00	0.00	0.00	0.00	0.00	0.00	0.00	0.00	0.00	0.00	0.00
Operations	3000000000000000	866,080,000.00	0.00	866,080,000.00	95,080,000.00	0.00	0.00	0.00	86,080,000.00	15,995,804.79	0.00	0.00	0.00	15,995,804.79	15,825,118.79	0.00	0.00	0.00	15,825,118.79	773,000,000.00	79,084,195.21	170,686.00	0.00
OO : Source of athletic talents widened		866,080,000.00	0.00	866,080,000.00	95,080,000.00	0.00	0.00	0.00	86,080,000.00	15,995,804.79	0.00	0.00	0.00	15,995,804.79	15,825,118.79	0.00	0.00	0.00	15,825,118.79	773,000,000.00	79,084,195.21	170,686.00	0.00
AMATEUR SPORTS DEVELOPMENT PROGRAM		866,080,000.00	0.00	866,080,000.00	95,080,000.00	0.00	0.00	0.00	86,080,000.00	15,995,804.79	0.00	0.00	0.00	15,995,804.79	15,825,118.79	0.00	0.00	0.00	15,825,118.79	773,000,000.00	79,084,195.21	170,686.00	0.00
Policy and Program Formulation and Amateur Sport Development and Promotion	310100100001000	82,373,000.00	0.00	82,373,000.00	82,373,000.00	0.00	0.00	0.00	82,373,000.00	15,085,804.79	0.00	0.00	0.00	15,085,804.79	14,825,118.79	0.00	0.00	0.00	14,825,118.79	0.00	47,277,195.21	170,686.00	0.00
PS		28,677,000.00	0.00	28,677,000.00	28,677,000.00	0.00	0.00	0.00	28,677,000.00	8,678,058.86	0.00	0.00	0.00	8,678,058.86	8,653,802.86	0.00	0.00	0.00	8,653,802.86	0.00	16,700,841.32	22,258.00	0.00
MOOE		33,696,000.00	0.00	33,696,000.00	33,696,000.00	0.00	0.00	0.00	33,696,000.00	6,119,746.11	0.00	0.00	0.00	6,119,746.11	5,971,314.11	0.00	0.00	0.00	5,971,314.11	0.00	27,576,253.89	148,432.00	0.00
National Sport for All-Grassroot Centerpiece Program	310100100002000	27,403,000.00	0.00	27,403,000.00	27,403,000.00	0.00	0.00	0.00	27,403,000.00	860,000.00	0.00	0.00	0.00	860,000.00	860,000.00	0.00	0.00	0.00	860,000.00	0.00	26,753,000.00	0.00	0.00
MOOE		27,403,000.00	0.00	27,403,000.00	27,403,000.00	0.00	0.00	0.00	27,403,000.00	860,000.00	0.00	0.00	0.00	860,000.00	860,000.00	0.00	0.00	0.00	860,000.00	0.00	26,753,000.00	0.00	0.00
Project(s)		778,304,000.00	0.00	778,304,000.00	5,304,000.00	0.00	0.00	0.00	5,304,000.00	250,000.00	0.00	0.00	0.00	250,000.00	250,000.00	0.00	0.00	0.00	250,000.00	773,000,000.00	5,054,000.00	0.00	0.00
Locally-Funded Project(s)		778,304,000.00	0.00	778,304,000.00	5,304,000.00	0.00	0.00	0.00	5,304,000.00	250,000.00	0.00	0.00	0.00	250,000.00	250,000.00	0.00	0.00	0.00	250,000.00	773,000,000.00	5,054,000.00	0.00	0.00
4th Philippine Sports Hall of Fame Enshrinement	310100200008000	5,304,000.00	0.00	5,304,000.00	5,304,000.00	0.00	0.00	0.00	5,304,000.00	250,000.00	0.00	0.00	0.00	250,000.00	250,000.00	0.00	0.00	0.00	250,000.00	0.00	5,054,000.00	0.00	0.00
MOOE		5,304,000.00	0.00	5,304,000.00	5,304,000.00	0.00	0.00	0.00	5,304,000.00	250,000.00	0.00	0.00	0.00	250,000.00	250,000.00	0.00	0.00	0.00	250,000.00	0.00	5,054,000.00	0.00	0.00
Preparation, Hosting, Training and Participation for the 2020 Olympic Games and 10th ASEAN Para Games	310100200008000	500,000,000.00	0.00	500,000,000.00	0.00	0.00	0.00	0.00	0.00	0.00	0.00	0.00	0.00	0.00	0.00	0.00	0.00	0.00	0.00	500,000,000.00	0.00	0.00	0.00
MOOE		500,000,000.00	0.00	500,000,000.00	0.00	0.00	0.00	0.00	0.00	0.00	0.00	0.00	0.00	0.00	0.00	0.00	0.00	0.00	0.00	500,000,000.00	0.00	0.00	0.00

This report was generated using the Unified Reporting System on 13/08/2020 14:31 version FAR1.1.5 ; Status : SUBMITTED

Department : Other Executive Offices  
Agency/Entity : Philippine Sports Commission  
Operating Unit : < not applicable >  
Organization Code : 26 032 0000000  
Fund Cluster : 01 Regular Agency Fund

X	Current Year Appropriations
	Supplemental
	Continuing Appropriations

(e.g. UACS Fund Cluster: 01-Regular Agency Fund, 02-Foreign Assisted Projects Fund, 03-Special Account-Locally Funded/Domestic Grants Fund, and 04-Special Account-Foreign Assisted/Foreign Grants Fund)

Particulars	UACS CODE	Appropriations			Allotments			Current Year Obligations					Current Year Disbursements					Balance					
		Authorized Appropriations	Adjustments (Transfer To/From, Modifications/	Adjusted Appropriations	Allotments Received	Adjustments (Reductions, Modifications/ Augmentations)	Transfer To	Transfer From	Adjusted Total Allotments	1st Quarter Ending March 31	2nd Quarter Ending June 30	3rd Quarter Ending Sept. 30	4th Quarter Ending Dec. 31	TOTAL	1st Quarter Ending March 31	2nd Quarter Ending June 30	3rd Quarter Ending Sept. 30	4th Quarter Ending Dec. 31	TOTAL	Unreleased Appro	Unobligated Allotments	Unpaid Obligations (16-20)-(23+24)	
																						Due and Demandable	Not Yet Due and Demandable
1	2	3	4	5=(3+4)	6	7	8	9	10=[(8+(-17))-8+9]	11	12	13	14	15=[(11+12+13+14 )]	16	17	18	19	20=[(16+17+18+19 )]	21	22	23	24
Training, Benchmarks and Workshops and Competition Program for Arnis Sports	310100200010000	5,000,000.00	0.00	5,000,000.00	0.00	0.00	0.00	0.00	0.00	0.00	0.00	0.00	0.00	0.00	0.00	0.00	0.00	0.00	0.00	5,000,000.00	0.00	0.00	0.00
MOOE		5,000,000.00	0.00	5,000,000.00	0.00	0.00	0.00	0.00	0.00	0.00	0.00	0.00	0.00	0.00	0.00	0.00	0.00	0.00	0.00	5,000,000.00	0.00	0.00	0.00
Training for Kickboxing	310100200011000	3,000,000.00	0.00	3,000,000.00	0.00	0.00	0.00	0.00	0.00	0.00	0.00	0.00	0.00	0.00	0.00	0.00	0.00	0.00	0.00	3,000,000.00	0.00	0.00	0.00
MOOE		3,000,000.00	0.00	3,000,000.00	0.00	0.00	0.00	0.00	0.00	0.00	0.00	0.00	0.00	0.00	0.00	0.00	0.00	0.00	0.00	3,000,000.00	0.00	0.00	0.00
Construction of Arnis Training Institute Sports Building	3101002000012000	20,000,000.00	0.00	20,000,000.00	0.00	0.00	0.00	0.00	0.00	0.00	0.00	0.00	0.00	0.00	0.00	0.00	0.00	0.00	0.00	20,000,000.00	0.00	0.00	0.00
CO		20,000,000.00	0.00	20,000,000.00	0.00	0.00	0.00	0.00	0.00	0.00	0.00	0.00	0.00	0.00	0.00	0.00	0.00	0.00	0.00	20,000,000.00	0.00	0.00	0.00
SEA Games Legacy Program	3101002000013000	50,000,000.00	0.00	50,000,000.00	0.00	0.00	0.00	0.00	0.00	0.00	0.00	0.00	0.00	0.00	0.00	0.00	0.00	0.00	0.00	50,000,000.00	0.00	0.00	0.00
MOOE		50,000,000.00	0.00	50,000,000.00	0.00	0.00	0.00	0.00	0.00	0.00	0.00	0.00	0.00	0.00	0.00	0.00	0.00	0.00	0.00	50,000,000.00	0.00	0.00	0.00
Trainers Philippine Sports High School	3101002000014000	10,000,000.00	0.00	10,000,000.00	0.00	0.00	0.00	0.00	0.00	0.00	0.00	0.00	0.00	0.00	0.00	0.00	0.00	0.00	0.00	10,000,000.00	0.00	0.00	0.00
MOOE		10,000,000.00	0.00	10,000,000.00	0.00	0.00	0.00	0.00	0.00	0.00	0.00	0.00	0.00	0.00	0.00	0.00	0.00	0.00	0.00	10,000,000.00	0.00	0.00	0.00
Grass Roots Sports Program of Sports not Offered in Public Schools	3101002000015000	40,000,000.00	0.00	40,000,000.00	0.00	0.00	0.00	0.00	0.00	0.00	0.00	0.00	0.00	0.00	0.00	0.00	0.00	0.00	0.00	40,000,000.00	0.00	0.00	0.00
MOOE		40,000,000.00	0.00	40,000,000.00	0.00	0.00	0.00	0.00	0.00	0.00	0.00	0.00	0.00	0.00	0.00	0.00	0.00	0.00	0.00	40,000,000.00	0.00	0.00	0.00
Support to National Grassroots Program	3101002000016000	40,000,000.00	0.00	40,000,000.00	0.00	0.00	0.00	0.00	0.00	0.00	0.00	0.00	0.00	0.00	0.00	0.00	0.00	0.00	0.00	40,000,000.00	0.00	0.00	0.00
MOOE		40,000,000.00	0.00	40,000,000.00	0.00	0.00	0.00	0.00	0.00	0.00	0.00	0.00	0.00	0.00	0.00	0.00	0.00	0.00	0.00	40,000,000.00	0.00	0.00	0.00
Financial Assistance to Athletes	3101002000017000	5,000,000.00	0.00	5,000,000.00	0.00	0.00	0.00	0.00	0.00	0.00	0.00	0.00	0.00	0.00	0.00	0.00	0.00	0.00	0.00	5,000,000.00	0.00	0.00	0.00
MOOE		5,000,000.00	0.00	5,000,000.00	0.00	0.00	0.00	0.00	0.00	0.00	0.00	0.00	0.00	0.00	0.00	0.00	0.00	0.00	0.00	5,000,000.00	0.00	0.00	0.00
Mindanao Games for Peace	3101002000018000	100,000,000.00	0.00	100,000,000.00	0.00	0.00	0.00	0.00	0.00	0.00	0.00	0.00	0.00	0.00	0.00	0.00	0.00	0.00	0.00	100,000,000.00	0.00	0.00	0.00
MOOE		100,000,000.00	0.00	100,000,000.00	0.00	0.00	0.00	0.00	0.00	0.00	0.00	0.00	0.00	0.00	0.00	0.00	0.00	0.00	0.00	100,000,000.00	0.00	0.00	0.00
Sub-Total, Operations		886,080,000.00	0.00	886,080,000.00	86,080,000.00	0.00	0.00	0.00	86,080,000.00	15,895,804.79	0.00	0.00	0.00	15,895,804.79	15,825,116.79	0.00	0.00	0.00	15,825,116.79	773,000,000.00	79,084,189.21	170,888.00	0.00
PS		28,677,000.00	0.00	28,677,000.00	28,677,000.00	0.00	0.00	0.00	28,677,000.00	8,976,056.86	0.00	0.00	0.00	8,976,056.86	8,953,802.86	0.00	0.00	0.00	8,953,802.86	0.00	19,700,941.32	22,256.00	0.00
MOOE		818,403,000.00	0.00	818,403,000.00	86,403,000.00	0.00	0.00	0.00	86,403,000.00	7,019,748.11	0.00	0.00	0.00	7,019,748.11	6,871,314.11	0.00	0.00	0.00	6,871,314.11	753,000,000.00	89,363,285.89	148,432.00	0.00
FinEx (If Applicable)		0.00	0.00	0.00	0.00	0.00	0.00	0.00	0.00	0.00	0.00	0.00	0.00	0.00	0.00	0.00	0.00	0.00	0.00	0.00	0.00	0.00	0.00
CO		20,000,000.00	0.00	20,000,000.00	0.00	0.00	0.00	0.00	0.00	0.00	0.00	0.00	0.00	0.00	0.00	0.00	0.00	0.00	0.00	20,000,000.00	0.00	0.00	0.00
Sub-Total, Agency Specific Budget		844,864,000.00	0.00	844,864,000.00	171,864,000.00	0.00	0.00	0.00	171,864,000.00	37,933,314.71	0.00	0.00	0.00	37,933,314.71	36,311,362.16	0.00	0.00	0.00	36,311,362.16	773,000,000.00	134,030,886.29	2,821,822.59	0.00
PS		66,076,000.00	0.00	66,076,000.00	66,076,000.00	0.00	0.00	0.00	66,076,000.00	18,536,893.83	0.00	0.00	0.00	18,536,893.83	18,494,083.83	0.00	0.00	0.00	18,494,083.83	0.00	48,542,108.07	42,800.00	0.00
MOOE		859,888,000.00	0.00	859,888,000.00	108,888,000.00	0.00	0.00	0.00	108,888,000.00	19,396,420.78	0.00	0.00	0.00	19,396,420.78	18,817,268.22	0.00	0.00	0.00	18,817,268.22	753,000,000.00	87,488,579.22	2,579,122.59	0.00
FinEx (If Applicable)		0.00	0.00	0.00	0.00	0.00	0.00	0.00	0.00	0.00	0.00	0.00	0.00	0.00	0.00	0.00	0.00	0.00	0.00	0.00	0.00	0.00	0.00
CO		20,000,000.00	0.00	20,000,000.00	0.00	0.00	0.00	0.00	0.00	0.00	0.00	0.00	0.00	0.00	0.00	0.00	0.00	0.00	0.00	20,000,000.00	0.00	0.00	0.00
II. Automatic Appropriations		5,834,000.00	228,000.00	6,163,000.00	6,163,000.00	0.00	0.00	0.00	6,163,000.00	1,861,693.22	0.00	0.00	0.00	1,861,693.22	898,155.14	0.00	0.00	0.00	898,155.14	0.00	4,211,308.76	983,536.00	0.00



Department : Other Executive Offices  
Agency/Entity : Philippine Sports Commission  
Operating Unit : < not applicable >  
Organization Code : 26 032 000000  
Fund Cluster : 01 Regular Agency Fund

X	Current Year Appropriations
	Supplemental
	Continuing Appropriations

(e.g. UACS Fund Cluster: 01-Regular Agency Fund, 02-Foreign Assisted Projects Fund, 03-Special Account-Locally Funded/Domestic Grants Fund, and 04-Special Account-Foreign Assisted/Foreign Grants Fund)

Particulars	UACS CODE	Appropriations			Allotments			Current Year Obligations					Current Year Disbursements					Balances					
		Authorized Appropriations	Adjustments (Transfer To/From, Modifications/	Adjusted Appropriations	Allotments Received	Adjustments (Reductions, Modifications/ Augmentations)	Transfer To	Transfer From	Adjusted Total Allotments	1st Quarter Ending March 31	2nd Quarter Ending June 30	3rd Quarter Ending Sept. 30	4th Quarter Ending Dec. 31	TOTAL	1st Quarter Ending March 31	2nd Quarter Ending June 30	3rd Quarter Ending Sept. 30	4th Quarter Ending Dec. 31	TOTAL	Unreleased Appro	Unobligated Allotments	Unpaid Obligations (18-20)+(23+24)	
																						Due and Demandable	Not Yet Due and Demandable
1	2	3	4	5=(3+4)	6	7	8	9	10=[(8+(-)+7)-8+9]	11	12	13	14	15=(11+12+13+14 )	16	17	18	19	20=(16+17+18+19 )	21	22	23	24
Specific Budgets of National Government Agencies		5,934,000.00	229,000.00	6,163,000.00	6,163,000.00	0.00	0.00	0.00	6,163,000.00	1,851,893.22	0.00	0.00	0.00	1,851,893.22	958,155.14	0.00	0.00	0.00	958,155.14	0.00	4,211,308.78	963,536.06	0.00
Retirement and Life Insurance Premiums		5,934,000.00	229,000.00	6,163,000.00	6,163,000.00	0.00	0.00	0.00	6,163,000.00	1,851,893.22	0.00	0.00	0.00	1,851,893.22	958,155.14	0.00	0.00	0.00	958,155.14	0.00	4,211,308.78	963,536.06	0.00
PS		5,934,000.00	229,000.00	6,163,000.00	6,163,000.00	0.00	0.00	0.00	6,163,000.00	1,851,893.22	0.00	0.00	0.00	1,851,893.22	958,155.14	0.00	0.00	0.00	958,155.14	0.00	4,211,308.78	963,536.06	0.00
Sub-Total II. Automatic Appropriations		5,934,000.00	229,000.00	6,163,000.00	6,163,000.00	0.00	0.00	0.00	6,163,000.00	1,851,893.22	0.00	0.00	0.00	1,851,893.22	958,155.14	0.00	0.00	0.00	958,155.14	0.00	4,211,308.78	963,536.06	0.00
PS		5,934,000.00	229,000.00	6,163,000.00	6,163,000.00	0.00	0.00	0.00	6,163,000.00	1,851,893.22	0.00	0.00	0.00	1,851,893.22	958,155.14	0.00	0.00	0.00	958,155.14	0.00	4,211,308.78	963,536.06	0.00
MOOE		0.00	0.00	0.00	0.00	0.00	0.00	0.00	0.00	0.00	0.00	0.00	0.00	0.00	0.00	0.00	0.00	0.00	0.00	0.00	0.00	0.00	0.00
PinEx		0.00	0.00	0.00	0.00	0.00	0.00	0.00	0.00	0.00	0.00	0.00	0.00	0.00	0.00	0.00	0.00	0.00	0.00	0.00	0.00	0.00	0.00
CO		0.00	0.00	0.00	0.00	0.00	0.00	0.00	0.00	0.00	0.00	0.00	0.00	0.00	0.00	0.00	0.00	0.00	0.00	0.00	0.00	0.00	0.00
III. Special Purpose Fund		0.00	2,248,000.00	2,248,000.00	0.00	2,248,000.00	0.00	0.00	2,248,000.00	0.00	0.00	0.00	0.00	0.00	0.00	0.00	0.00	0.00	0.00	0.00	2,248,000.00	0.00	0.00
Miscellaneous Personnel Benefits Fund		0.00	2,248,000.00	2,248,000.00	0.00	2,248,000.00	0.00	0.00	2,248,000.00	0.00	0.00	0.00	0.00	0.00	0.00	0.00	0.00	0.00	0.00	0.00	2,248,000.00	0.00	0.00
PS		0.00	2,248,000.00	2,248,000.00	0.00	2,248,000.00	0.00	0.00	2,248,000.00	0.00	0.00	0.00	0.00	0.00	0.00	0.00	0.00	0.00	0.00	0.00	2,248,000.00	0.00	0.00
Sub-Total III. Special Purpose Fund		0.00	2,248,000.00	2,248,000.00	0.00	2,248,000.00	0.00	0.00	2,248,000.00	0.00	0.00	0.00	0.00	0.00	0.00	0.00	0.00	0.00	0.00	0.00	2,248,000.00	0.00	0.00
PS		0.00	2,248,000.00	2,248,000.00	0.00	2,248,000.00	0.00	0.00	2,248,000.00	0.00	0.00	0.00	0.00	0.00	0.00	0.00	0.00	0.00	0.00	0.00	2,248,000.00	0.00	0.00
MOOE		0.00	0.00	0.00	0.00	0.00	0.00	0.00	0.00	0.00	0.00	0.00	0.00	0.00	0.00	0.00	0.00	0.00	0.00	0.00	0.00	0.00	0.00
PinEx		0.00	0.00	0.00	0.00	0.00	0.00	0.00	0.00	0.00	0.00	0.00	0.00	0.00	0.00	0.00	0.00	0.00	0.00	0.00	0.00	0.00	0.00
CO		0.00	0.00	0.00	0.00	0.00	0.00	0.00	0.00	0.00	0.00	0.00	0.00	0.00	0.00	0.00	0.00	0.00	0.00	0.00	0.00	0.00	0.00
GRAND TOTAL		666,886,000.00	2,477,000.00	669,375,000.00	178,127,000.00	2,248,000.00	0.00	0.00	180,375,000.00	39,886,007.90	0.00	0.00	0.00	39,886,007.90	38,268,547.28	0.00	0.00	0.00	38,268,547.28	773,000,000.00	140,486,982.07	3,815,480.84	0.00
PS		71,013,000.00	2,477,000.00	73,490,000.00	71,242,000.00	2,248,000.00	0.00	0.00	73,490,000.00	20,486,587.15	0.00	0.00	0.00	20,486,587.15	19,452,249.07	0.00	0.00	0.00	19,452,249.07	0.00	55,001,412.66	1,038,338.06	0.00
MOOE		666,869,000.00	0.00	666,869,000.00	106,886,000.00	0.00	0.00	0.00	106,886,000.00	16,399,420.75	0.00	0.00	0.00	16,399,420.75	18,817,298.22	0.00	0.00	0.00	18,817,298.22	763,000,000.00	87,466,570.22	2,578,122.86	0.00
CO		20,000,000.00	0.00	20,000,000.00	0.00	0.00	0.00	0.00	0.00	0.00	0.00	0.00	0.00	0.00	0.00	0.00	0.00	0.00	0.00	20,000,000.00	0.00	0.00	0.00
Recapitulation by OO:																							
I. Agency Specific Budget		666,886,000.00	0.00	666,886,000.00	95,080,000.00	0.00	0.00	0.00	95,080,000.00	15,988,804.79	0.00	0.00	0.00	15,988,804.79	15,825,118.79	0.00	0.00	0.00	15,825,118.79	773,000,000.00	79,084,198.21	170,888.00	0.00
AMATEUR SPORTS DEVELOPMENT PROGRAM		666,886,000.00	0.00	666,886,000.00	95,080,000.00	0.00	0.00	0.00	95,080,000.00	15,988,804.79	0.00	0.00	0.00	15,988,804.79	15,825,118.79	0.00	0.00	0.00	15,825,118.79	773,000,000.00	79,084,198.21	170,888.00	0.00

Recapitulation by CO:

Certified Correct:

  
VIOLETA R. TUAZON  
Chief, Budget Division

Date:

Certified Correct:

  
ERIK JEAN MAYORES  
Acting Chief Accountant

Date:

Recommending Approval:

  
MERLITA R. IBAY  
Off - Executive Director

Date:

Approved By:

  
WILLIAM I. RAMIREZ  
Chairman

Date:


STATEMENT OF APPROPRIATIONS, ALLOTMENTS, OBLIGATIONS, DISBURSEMENTS AND BALANCES  
As at the Quarter Ending March 31, 2020

Department : Other Executive Offices  
Agency/Entity : Philippine Sports Commission  
Operating Unit : < not applicable >  
Organization Code : 28 032 0000000  
Fund Cluster : 03 Special Account - Locally Funded/Domestic Grants Fund  
(e.g. UACS Fund Cluster: 01-Regular Agency Fund, 02-Foreign Assisted Projects Fund, 03-Special Account-Locally Funded/Domestic Grants Fund, and 04-Special Account-Foreign Assisted/Foreign Grants Fund)

X	Current Year Appropriations
	Supplemental
	Continuing Appropriations

Particulars	UACS CODE	Appropriations			Allotments					Current Year Obligations					Current Year Disbursements					Balances				
		Authorized Appropriations	Adjustments (Transfer To/From, Modifications/)	Adjusted Appropriations	Allotments Received	Adjustments (Reductions, Modifications/ Augmentations)	Transfer To	Transfer From	Adjusted Total Allotments	1st Quarter Ending March 31	2nd Quarter Ending June 30	3rd Quarter Ending Sept. 30	4th Quarter Ending Dec. 31	TOTAL	1st Quarter Ending March 31	2nd Quarter Ending June 30	3rd Quarter Ending Sept. 30	4th Quarter Ending Dec. 31	TOTAL	Unreleased Appro	Unobligated Allotments	Unpaid Obligations (15-20)+(23+24)		
																						Due and Demandable	Not Yet Due and Demandable	
1	2	3	4	5=(3+4)	6	7	8	9	10=[(8+(-)7)-8+9]	11	12	13	14	15=(11+12+13+14 )	16	17	18	19	20=(16+17+18+19 )	21	22	23	24	
I Automatic Appropriations		29,828,000.00	0.00	29,828,000.00	0.00	0.00	0.00	0.00	0.00	0.00	0.00	0.00	0.00	0.00	0.00	0.00	0.00	0.00	0.00	29,828,000.00	0.00	0.00	0.00	0.00
Special Accounts in the General Fund		29,828,000.00	0.00	29,828,000.00	0.00	0.00	0.00	0.00	0.00	0.00	0.00	0.00	0.00	0.00	0.00	0.00	0.00	0.00	0.00	29,828,000.00	0.00	0.00	0.00	0.00
National Sports Development Fund		29,828,000.00	0.00	29,828,000.00	0.00	0.00	0.00	0.00	0.00	0.00	0.00	0.00	0.00	0.00	0.00	0.00	0.00	0.00	0.00	29,828,000.00	0.00	0.00	0.00	0.00
MOOE		29,828,000.00	0.00	29,828,000.00	0.00	0.00	0.00	0.00	0.00	0.00	0.00	0.00	0.00	0.00	0.00	0.00	0.00	0.00	0.00	29,828,000.00	0.00	0.00	0.00	0.00
Sub-total I Automatic Appropriations		29,828,000.00	0.00	29,828,000.00	0.00	0.00	0.00	0.00	0.00	0.00	0.00	0.00	0.00	0.00	0.00	0.00	0.00	0.00	0.00	29,828,000.00	0.00	0.00	0.00	0.00
PS		0.00	0.00	0.00	0.00	0.00	0.00	0.00	0.00	0.00	0.00	0.00	0.00	0.00	0.00	0.00	0.00	0.00	0.00	0.00	0.00	0.00	0.00	0.00
MOOE		29,828,000.00	0.00	29,828,000.00	0.00	0.00	0.00	0.00	0.00	0.00	0.00	0.00	0.00	0.00	0.00	0.00	0.00	0.00	0.00	29,828,000.00	0.00	0.00	0.00	0.00
FinEx		0.00	0.00	0.00	0.00	0.00	0.00	0.00	0.00	0.00	0.00	0.00	0.00	0.00	0.00	0.00	0.00	0.00	0.00	0.00	0.00	0.00	0.00	0.00
CO		0.00	0.00	0.00	0.00	0.00	0.00	0.00	0.00	0.00	0.00	0.00	0.00	0.00	0.00	0.00	0.00	0.00	0.00	0.00	0.00	0.00	0.00	0.00
GRAND TOTAL		29,828,000.00	0.00	29,828,000.00	0.00	0.00	0.00	0.00	0.00	0.00	0.00	0.00	0.00	0.00	0.00	0.00	0.00	0.00	0.00	29,828,000.00	0.00	0.00	0.00	0.00
MOOE		29,828,000.00	0.00	29,828,000.00	0.00	0.00	0.00	0.00	0.00	0.00	0.00	0.00	0.00	0.00	0.00	0.00	0.00	0.00	0.00	29,828,000.00	0.00	0.00	0.00	0.00

Certified Correct:

  
VIOLETA R. TUZON  
Chief, Budget Division

Date:

Certified Correct:

  
JEAN MAYORES  
Acting Chief Accountant

Date:

Recommending Approval:

  
MERLITA R. IBAY  
OIC - Executive Director

Date:

Approved By:

  
WILLIAM I. RAMIREZ  
Chairman

Date:

**STATEMENT OF APPROPRIATIONS, ALLOTMENTS, OBLIGATIONS, DISBURSEMENTS AND BALANCES**  
**As at the Quarter Ending March 31, 2020**

Department: Other Executive Offices  
 Agency: Philippine Sports Commission  
 Operating Unit: < not applicable >  
 Organization Code: 28 032 0000000  
 Fund Cluster: 01 Regular Agency Fund

(e.g. UACS Fund Cluster: 01-Regular Agency Fund, 02-Foreign Assisted Projects Fund, 03-Special Account-Locally Funded/Domestic Grants Fund, and 04-Special Account-Foreign Assisted/Foreign Grants Fund)

	Current Year
	Supplemental
X	Continuing Appropriations


Particulars	UACB CODE	Appropriations			Allotments			Current Year Obligations					Current Year Disbursements					Balances						
		Authorized Appropriations	Adjustments (Transfer To/From, Realignment)	Adjusted Appropriations	Allotments Received	Adjustments (Withdrawal, Realignment)	Transfer To	Transfer From	Adjusted Total Allotments	1st Quarter Ending March 31	2nd Quarter Ending June 30	3rd Quarter Ending Sept. 30	4th Quarter Ending Dec. 31	TOTAL	1st Quarter Ending March 31	2nd Quarter Ending June 30	3rd Quarter Ending Sept. 30	4th Quarter Ending Dec. 31	TOTAL	Unreleased Appro	Unobligated Allotments	Unpaid Obligations (16-20)+(23+24)		
																						Due and Demandable	Not Yet Due and Demandable	
1	2	3	4	5=(3+4)	6	7	8	9	10=[(8+)-(7)-6+9]	11	12	13	14	15=[(11+12+13+14 )]	16	17	18	19	20=[(16+17+18+19 )]	21=(6-16)	22=(10-18)	23	24	
I. Continuing Appropriations		369,289,580.16	0.00	369,289,580.16	364,288,580.16	0.00	0.00	0.00	364,289,580.16	280,282,509.36	0.00	0.00	0.00	0.00	280,282,509.36	0.00	0.00	0.00	0.00	0.00	36,000,000.00	74,007,080.80	280,282,509.36	0.00
I. Agency Specific Budget		42,814,042.42	0.00	42,814,042.42	7,814,042.42	0.00	0.00	0.00	7,814,042.42	0.00	0.00	0.00	0.00	0.00	0.00	0.00	0.00	0.00	0.00	0.00	36,000,000.00	7,814,042.42	0.00	0.00
General Administration and Support	1000000000000000	298,829.00	0.00	298,829.00	298,829.00	0.00	0.00	0.00	298,829.00	0.00	0.00	0.00	0.00	0.00	0.00	0.00	0.00	0.00	0.00	0.00	0.00	298,829.00	0.00	0.00
General Management and Supervision	100000100001000	298,829.00	0.00	298,829.00	298,829.00	0.00	0.00	0.00	298,829.00	0.00	0.00	0.00	0.00	0.00	0.00	0.00	0.00	0.00	0.00	0.00	0.00	298,829.00	0.00	0.00
CO		298,829.00	0.00	298,829.00	298,829.00	0.00	0.00	0.00	298,829.00	0.00	0.00	0.00	0.00	0.00	0.00	0.00	0.00	0.00	0.00	0.00	0.00	298,829.00	0.00	0.00
Sub-Total, General Administration and Support		298,829.00	0.00	298,829.00	298,829.00	0.00	0.00	0.00	298,829.00	0.00	0.00	0.00	0.00	0.00	0.00	0.00	0.00	0.00	0.00	0.00	0.00	298,829.00	0.00	0.00
PS		0.00	0.00	0.00	0.00	0.00	0.00	0.00	0.00	0.00	0.00	0.00	0.00	0.00	0.00	0.00	0.00	0.00	0.00	0.00	0.00	0.00	0.00	0.00
MOOE		0.00	0.00	0.00	0.00	0.00	0.00	0.00	0.00	0.00	0.00	0.00	0.00	0.00	0.00	0.00	0.00	0.00	0.00	0.00	0.00	0.00	0.00	0.00
FinEx (if Applicable)		0.00	0.00	0.00	0.00	0.00	0.00	0.00	0.00	0.00	0.00	0.00	0.00	0.00	0.00	0.00	0.00	0.00	0.00	0.00	0.00	0.00	0.00	0.00
CO		298,829.00	0.00	298,829.00	298,829.00	0.00	0.00	0.00	298,829.00	0.00	0.00	0.00	0.00	0.00	0.00	0.00	0.00	0.00	0.00	0.00	0.00	298,829.00	0.00	0.00
Operations	3000000000000000	42,817,213.36	0.00	42,817,213.36	7,817,213.36	0.00	0.00	0.00	7,817,213.36	0.00	0.00	0.00	0.00	0.00	0.00	0.00	0.00	0.00	0.00	0.00	36,000,000.00	7,817,213.36	0.00	0.00
OO : Source of athletic talents widened		42,817,213.36	0.00	42,817,213.36	7,817,213.36	0.00	0.00	0.00	7,817,213.36	0.00	0.00	0.00	0.00	0.00	0.00	0.00	0.00	0.00	0.00	0.00	36,000,000.00	7,817,213.36	0.00	0.00
AMATEUR SPORTS DEVELOPMENT PROGRAM		42,817,213.36	0.00	42,817,213.36	7,817,213.36	0.00	0.00	0.00	7,817,213.36	0.00	0.00	0.00	0.00	0.00	0.00	0.00	0.00	0.00	0.00	0.00	36,000,000.00	7,817,213.36	0.00	0.00
Policy and Program Formulation and Amateur Sport Development and Promotion	310100100001000	34,447.80	0.00	34,447.80	34,447.80	0.00	0.00	0.00	34,447.80	0.00	0.00	0.00	0.00	0.00	0.00	0.00	0.00	0.00	0.00	0.00	0.00	34,447.80	0.00	0.00
MOOE		34,447.80	0.00	34,447.80	34,447.80	0.00	0.00	0.00	34,447.80	0.00	0.00	0.00	0.00	0.00	0.00	0.00	0.00	0.00	0.00	0.00	0.00	34,447.80	0.00	0.00
National Sport for All-Grassroot Centerpiece Program	310100100002000	25,025,188.87	0.00	25,025,188.87	25,188.87	0.00	0.00	0.00	25,188.87	0.00	0.00	0.00	0.00	0.00	0.00	0.00	0.00	0.00	0.00	0.00	25,000,000.00	25,188.87	0.00	0.00
MOOE		25,025,188.87	0.00	25,025,188.87	25,188.87	0.00	0.00	0.00	25,188.87	0.00	0.00	0.00	0.00	0.00	0.00	0.00	0.00	0.00	0.00	0.00	25,000,000.00	25,188.87	0.00	0.00
Locally-Funded Project(s)		17,557,578.86	0.00	17,557,578.86	7,557,578.86	0.00	0.00	0.00	7,557,578.86	0.00	0.00	0.00	0.00	0.00	0.00	0.00	0.00	0.00	0.00	0.00	10,000,000.00	7,557,578.86	0.00	0.00
Preparation, Hosting, Training and Participation for the 2018 SEA Games	310100200003000	8,848,888.36	0.00	8,848,888.36	8,848,888.36	0.00	0.00	0.00	8,848,888.36	0.00	0.00	0.00	0.00	0.00	0.00	0.00	0.00	0.00	0.00	0.00	0.00	8,848,888.36	0.00	0.00
MOOE		8,848,888.36	0.00	8,848,888.36	8,848,888.36	0.00	0.00	0.00	8,848,888.36	0.00	0.00	0.00	0.00	0.00	0.00	0.00	0.00	0.00	0.00	0.00	0.00	8,848,888.36	0.00	0.00
Training and Competition for Amis Sports	310100200008000	10,000,000.00	0.00	10,000,000.00	0.00	0.00	0.00	0.00	0.00	0.00	0.00	0.00	0.00	0.00	0.00	0.00	0.00	0.00	0.00	0.00	10,000,000.00	0.00	0.00	0.00
MOOE		10,000,000.00	0.00	10,000,000.00	0.00	0.00	0.00	0.00	0.00	0.00	0.00	0.00	0.00	0.00	0.00	0.00	0.00	0.00	0.00	0.00	10,000,000.00	0.00	0.00	0.00
Training for Bowling Sports	310100200007000	910,807.53	0.00	910,807.53	910,807.53	0.00	0.00	0.00	910,807.53	0.00	0.00	0.00	0.00	0.00	0.00	0.00	0.00	0.00	0.00	0.00	0.00	910,807.53	0.00	0.00
MOOE		910,807.53	0.00	910,807.53	910,807.53	0.00	0.00	0.00	910,807.53	0.00	0.00	0.00	0.00	0.00	0.00	0.00	0.00	0.00	0.00	0.00	0.00	910,807.53	0.00	0.00




Department: Other Executive Offices  
Agency: Philippine Sports Commission  
Operating Unit: < not applicable >  
Organization Code: 26 032 0000000  
Fund Cluster: 01 Regular Agency Fund  
(e.g. UACS Fund Cluster: 01-Regular Agency Fund, 02-Foreign Assisted Projects Fund, 03-Special Account-Locally Funded/Domestic Grants Fund, and 04-Special Account-Foreign Assisted/Foreign Grants Fund)

	Current Year
	Supplemental
X	Continuing Appropriations

Particulars	UACS CODE	Appropriations			Allotments					Current Year Obligations					Current Year Disbursements					Balances			
		Authorized Appropriations	Adjustments (Transfer To/From, Realignment)	Adjusted Appropriations	Allotments Received	Adjustments (Withdrawal, Realignment)	Transfer To	Transfer From	Adjusted Total Allotments	1st Quarter Ending March 31	2nd Quarter Ending June 30	3rd Quarter Ending Sept. 30	4th Quarter Ending Dec. 31	TOTAL	1st Quarter Ending March 31	2nd Quarter Ending June 30	3rd Quarter Ending Sept. 30	4th Quarter Ending Dec. 31	TOTAL	Unreleased Appro	Unobligated Allotments	Unpaid Obligations (18-20)-(23+24)	
																						Due and Demandable	Not Yet Due and Demandable
1	2	3	4	5=(3+4)	6	7	8	9	10=[(6+(-)7)-8+9]	11	12	13	14	15=(11+12+13+14)	16	17	18	19	20=(16+17+18+19)	21=(6-10)	22=(10-16)	23	24
Sub-Total, Operations		42,617,213.36	0.00	42,617,213.36	7,617,213.36	0.00	0.00	0.00	7,617,213.36	0.00	0.00	0.00	0.00	0.00	0.00	0.00	0.00	0.00	0.00	35,000,000.00	7,617,213.36	0.00	0.00
PS		0.00	0.00	0.00	0.00	0.00	0.00	0.00	0.00	0.00	0.00	0.00	0.00	0.00	0.00	0.00	0.00	0.00	0.00	0.00	0.00	0.00	0.00
MOOE		42,617,213.36	0.00	42,617,213.36	7,617,213.36	0.00	0.00	0.00	7,617,213.36	0.00	0.00	0.00	0.00	0.00	0.00	0.00	0.00	0.00	0.00	35,000,000.00	7,617,213.36	0.00	0.00
PinEx (If Applicable)		0.00	0.00	0.00	0.00	0.00	0.00	0.00	0.00	0.00	0.00	0.00	0.00	0.00	0.00	0.00	0.00	0.00	0.00	0.00	0.00	0.00	0.00
CO		0.00	0.00	0.00	0.00	0.00	0.00	0.00	0.00	0.00	0.00	0.00	0.00	0.00	0.00	0.00	0.00	0.00	0.00	0.00	0.00	0.00	0.00
II. Special Purpose Fund		356,375,517.74	0.00	356,375,517.74	356,375,517.74	0.00	0.00	0.00	356,375,517.74	290,282,509.36	0.00	0.00	0.00	290,282,509.36	0.00	0.00	0.00	0.00	0.00	0.00	66,093,008.38	290,282,509.36	0.00
General Administration and Support	1000000000000000	356,375,517.74	0.00	356,375,517.74	356,375,517.74	0.00	0.00	0.00	356,375,517.74	290,282,509.36	0.00	0.00	0.00	290,282,509.36	0.00	0.00	0.00	0.00	0.00	0.00	66,093,008.38	290,282,509.36	0.00
General Management and Supervision	1000001000010000	356,375,517.74	0.00	356,375,517.74	356,375,517.74	0.00	0.00	0.00	356,375,517.74	290,282,509.36	0.00	0.00	0.00	290,282,509.36	0.00	0.00	0.00	0.00	0.00	0.00	66,093,008.38	290,282,509.36	0.00
MOOE		356,375,517.74	0.00	356,375,517.74	356,375,517.74	0.00	0.00	0.00	356,375,517.74	290,282,509.36	0.00	0.00	0.00	290,282,509.36	0.00	0.00	0.00	0.00	0.00	0.00	66,093,008.38	290,282,509.36	0.00
Sub-Total, General Administration and Support		356,375,517.74	0.00	356,375,517.74	356,375,517.74	0.00	0.00	0.00	356,375,517.74	290,282,509.36	0.00	0.00	0.00	290,282,509.36	0.00	0.00	0.00	0.00	0.00	0.00	66,093,008.38	290,282,509.36	0.00
PS		0.00	0.00	0.00	0.00	0.00	0.00	0.00	0.00	0.00	0.00	0.00	0.00	0.00	0.00	0.00	0.00	0.00	0.00	0.00	0.00	0.00	0.00
MOOE		356,375,517.74	0.00	356,375,517.74	356,375,517.74	0.00	0.00	0.00	356,375,517.74	290,282,509.36	0.00	0.00	0.00	290,282,509.36	0.00	0.00	0.00	0.00	0.00	0.00	66,093,008.38	290,282,509.36	0.00
PinEx (If Applicable)		0.00	0.00	0.00	0.00	0.00	0.00	0.00	0.00	0.00	0.00	0.00	0.00	0.00	0.00	0.00	0.00	0.00	0.00	0.00	0.00	0.00	0.00
CO		0.00	0.00	0.00	0.00	0.00	0.00	0.00	0.00	0.00	0.00	0.00	0.00	0.00	0.00	0.00	0.00	0.00	0.00	0.00	0.00	0.00	0.00
GRAND TOTAL		398,269,560.10	0.00	398,269,560.10	364,269,560.10	0.00	0.00	0.00	364,269,560.10	290,282,509.36	0.00	0.00	0.00	290,282,509.36	0.00	0.00	0.00	0.00	0.00	35,000,000.00	74,007,080.86	290,282,509.36	0.00
PS		0.00	0.00	0.00	0.00	0.00	0.00	0.00	0.00	0.00	0.00	0.00	0.00	0.00	0.00	0.00	0.00	0.00	0.00	0.00	0.00	0.00	0.00
MOOE		398,269,731.10	0.00	398,269,731.10	363,982,731.10	0.00	0.00	0.00	363,982,731.10	290,282,509.36	0.00	0.00	0.00	290,282,509.36	0.00	0.00	0.00	0.00	0.00	35,000,000.00	73,710,221.74	290,282,509.36	0.00
PinEx (If Applicable)		0.00	0.00	0.00	0.00	0.00	0.00	0.00	0.00	0.00	0.00	0.00	0.00	0.00	0.00	0.00	0.00	0.00	0.00	0.00	0.00	0.00	0.00
CO		298,829.00	0.00	298,829.00	298,829.00	0.00	0.00	0.00	298,829.00	0.00	0.00	0.00	0.00	0.00	0.00	0.00	0.00	0.00	0.00	0.00	298,829.00	0.00	0.00

Certified Correct:  
  
VIOLETA R. TUAZON  
Chief, Budget Division  
Date:

Certified Correct:  
  
ERIK JEAN MAYORES  
Acting Chief Accountant  
Date:

Recommending Approval:  
  
MEHLITA R. IBAY  
Off - Executive Director  
Date:

Approved By:  
  
WILLIAM I. RAMIREZ  
Chairman  
Date:

**STATEMENT OF APPROPRIATIONS, ALLOTMENTS, OBLIGATIONS, DISBURSEMENTS AND BALANCES**  
**As at the Quarter Ending June 30, 2020**

Department : Other Executive Offices  
 Agency/Entity : Philippine Sports Commission  
 Operating Unit : < not applicable >  
 Organization Code : 26 032 0000000  
 Fund Cluster : 01 Regular Agency Fund

X	Current Year Appropriations
	Supplemental
	Continuing Appropriations

(e.g. UACS Fund Cluster: 01-Regular Agency Fund, 02-Foreign Assisted Projects Fund, 03-Special Account-Locally Funded/Domestic Grants Fund, and 04-Special Account-Foreign Assisted/Foreign Grants Fund)

Particulars	UACS CODE	Appropriations			Allotments			Current Year Obligations							Current Year Disbursements					Balances			
		Authorized Appropriations	Adjustments (Transfer To/From, Modifications/)	Adjusted Appropriations	Allotments Received	Adjustments (Reductions, Modifications/ Augmentations)	Transfer To	Transfer From	Adjusted Total Allotments	1st Quarter Ending March 31	2nd Quarter Ending June 30	3rd Quarter Ending Sept. 30	4th Quarter Ending Dec. 31	TOTAL	1st Quarter Ending March 31	2nd Quarter Ending June 30	3rd Quarter Ending Sept. 30	4th Quarter Ending Dec. 31	TOTAL	Unreleased Appro	Unobligated Allotments	Unpaid Obligations (15-20)-(23+24)	
																						Due and Demandable	Not Yet Due and Demandable
1	2	3	4	5=(3+4)	6	7	8	9	10=[(8+(-)-7)+6]	11	12	13	14	15=(11+12+13+14)	16	17	18	19	20=(16+17+18+19)	21	22	23	24
I. Agency Specific Budget		944,984,000.00	(28,805,000.00)	916,179,000.00	143,359,000.00	0.00	0.00	0.00	143,359,000.00	37,823,314.71	33,027,408.46	0.00	0.00	70,850,723.17	36,311,382.18	38,289,372.18	0.00	0.00	70,800,754.35	773,000,000.00	72,368,278.80	369,858.87	0.00
General Administration and Support	10000000000000	78,884,000.00	0.00	78,884,000.00	78,884,000.00	0.00	0.00	0.00	78,884,000.00	21,937,509.92	22,334,599.96	0.00	0.00	44,272,079.81	19,485,275.36	24,529,848.91	0.00	0.00	44,015,924.37	0.00	32,811,920.36	286,155.34	0.00
General Management and Supervision	100000100001000	78,842,000.00	0.00	78,842,000.00	78,842,000.00	0.00	0.00	0.00	78,842,000.00	21,837,509.92	22,334,599.96	0.00	0.00	44,272,079.81	19,485,275.36	24,529,848.91	0.00	0.00	44,015,824.37	0.00	32,599,820.36	286,155.34	0.00
PS		36,360,000.00	0.00	36,360,000.00	36,360,000.00	0.00	0.00	0.00	36,360,000.00	9,560,835.25	10,880,813.06	0.00	0.00	20,241,448.31	9,540,291.28	10,840,803.86	0.00	0.00	20,181,084.84	0.00	16,118,561.86	80,353.37	0.00
MOOE		40,482,000.00	0.00	40,482,000.00	40,482,000.00	0.00	0.00	0.00	40,482,000.00	12,378,674.67	11,863,968.83	0.00	0.00	24,030,651.30	9,945,984.11	13,888,845.22	0.00	0.00	23,834,828.33	0.00	16,461,368.70	195,801.87	0.00
Administration of Personnel Benefits	100000100002000	42,000.00	0.00	42,000.00	42,000.00	0.00	0.00	0.00	42,000.00	0.00	0.00	0.00	0.00	0.00	0.00	0.00	0.00	0.00	0.00	0.00	42,000.00	0.00	0.00
PS		42,000.00	0.00	42,000.00	42,000.00	0.00	0.00	0.00	42,000.00	0.00	0.00	0.00	0.00	0.00	0.00	0.00	0.00	0.00	0.00	0.00	42,000.00	0.00	0.00
Sub-Total, General Administration and Support		78,884,000.00	0.00	78,884,000.00	78,884,000.00	0.00	0.00	0.00	78,884,000.00	21,937,509.92	22,334,599.96	0.00	0.00	44,272,079.81	19,485,275.36	24,529,848.91	0.00	0.00	44,015,924.37	0.00	32,811,920.36	286,155.34	0.00
PS		36,402,000.00	0.00	36,402,000.00	36,402,000.00	0.00	0.00	0.00	36,402,000.00	9,560,835.25	10,880,813.06	0.00	0.00	20,241,448.31	9,540,291.28	10,840,803.86	0.00	0.00	20,181,084.84	0.00	16,180,551.86	80,353.37	0.00
MOOE		40,482,000.00	0.00	40,482,000.00	40,482,000.00	0.00	0.00	0.00	40,482,000.00	12,378,674.67	11,863,968.83	0.00	0.00	24,030,651.30	9,945,984.11	13,888,845.22	0.00	0.00	23,834,828.33	0.00	16,461,368.70	195,801.87	0.00
FinEx (If Applicable)		0.00	0.00	0.00	0.00	0.00	0.00	0.00	0.00	0.00	0.00	0.00	0.00	0.00	0.00	0.00	0.00	0.00	0.00	0.00	0.00	0.00	0.00
CO		0.00	0.00	0.00	0.00	0.00	0.00	0.00	0.00	0.00	0.00	0.00	0.00	0.00	0.00	0.00	0.00	0.00	0.00	0.00	0.00	0.00	0.00
Operations	3000000000000000	888,080,000.00	(28,805,000.00)	859,275,000.00	86,475,000.00	0.00	0.00	0.00	86,475,000.00	15,985,804.78	10,882,838.80	0.00	0.00	26,868,641.58	15,825,118.78	10,798,723.27	0.00	0.00	26,584,840.06	773,000,000.00	39,788,358.41	103,801.53	0.00
CO - Source of athletic talents widened		888,080,000.00	(28,805,000.00)	859,275,000.00	86,475,000.00	0.00	0.00	0.00	86,475,000.00	15,985,804.78	10,882,838.80	0.00	0.00	26,868,641.58	15,825,118.78	10,798,723.27	0.00	0.00	26,584,840.06	773,000,000.00	39,788,358.41	103,801.53	0.00
AMATEUR SPORTS DEVELOPMENT PROGRAM		888,080,000.00	(28,805,000.00)	859,275,000.00	86,475,000.00	0.00	0.00	0.00	86,475,000.00	15,985,804.78	10,882,838.80	0.00	0.00	26,868,641.58	15,825,118.78	10,798,723.27	0.00	0.00	26,584,840.06	773,000,000.00	39,788,358.41	103,801.53	0.00
Policy and Program Formulation and Amateur Sport Development and Promotion	310100100001000	82,373,000.00	0.00	82,373,000.00	82,373,000.00	0.00	0.00	0.00	82,373,000.00	15,095,804.78	10,882,838.80	0.00	0.00	25,768,641.58	14,825,118.78	10,798,723.27	0.00	0.00	25,684,840.06	0.00	38,584,358.41	103,801.53	0.00
PS		28,877,000.00	0.00	28,877,000.00	28,877,000.00	0.00	0.00	0.00	28,877,000.00	8,878,058.68	8,822,115.45	0.00	0.00	17,598,174.13	8,853,802.86	8,989,218.47	0.00	0.00	17,543,022.15	0.00	11,078,825.87	55,151.98	0.00
MOOE		33,886,000.00	0.00	33,886,000.00	33,886,000.00	0.00	0.00	0.00	33,886,000.00	8,119,748.11	2,070,721.35	0.00	0.00	8,190,467.46	5,871,314.11	2,170,803.80	0.00	0.00	8,141,817.91	0.00	28,505,532.54	48,848.86	0.00
National Sport for All-Grassroot Centerpiece Program	310100100002000	27,403,000.00	(25,953,000.00)	1,450,000.00	1,450,000.00	0.00	0.00	0.00	1,450,000.00	850,000.00	0.00	0.00	0.00	850,000.00	850,000.00	0.00	0.00	0.00	850,000.00	0.00	800,000.00	0.00	0.00
MOOE		27,403,000.00	(25,953,000.00)	1,450,000.00	1,450,000.00	0.00	0.00	0.00	1,450,000.00	850,000.00	0.00	0.00	0.00	850,000.00	850,000.00	0.00	0.00	0.00	850,000.00	0.00	800,000.00	0.00	0.00
Project(s)		778,304,000.00	(2,852,000.00)	775,452,000.00	2,852,000.00	0.00	0.00	0.00	2,852,000.00	250,000.00	0.00	0.00	0.00	250,000.00	250,000.00	0.00	0.00	0.00	250,000.00	773,000,000.00	2,402,000.00	0.00	0.00
Locally-Funded Project(s)		778,304,000.00	(2,852,000.00)	775,452,000.00	2,852,000.00	0.00	0.00	0.00	2,852,000.00	250,000.00	0.00	0.00	0.00	250,000.00	250,000.00	0.00	0.00	0.00	250,000.00	773,000,000.00	2,402,000.00	0.00	0.00
4th Philippine Sports Hall of Fame Enshrinement	310100200008000	5,304,000.00	(2,852,000.00)	2,452,000.00	2,852,000.00	0.00	0.00	0.00	2,852,000.00	250,000.00	0.00	0.00	0.00	250,000.00	250,000.00	0.00	0.00	0.00	250,000.00	0.00	2,402,000.00	0.00	0.00
MOOE		5,304,000.00	(2,852,000.00)	2,452,000.00	2,852,000.00	0.00	0.00	0.00	2,852,000.00	250,000.00	0.00	0.00	0.00	250,000.00	250,000.00	0.00	0.00	0.00	250,000.00	0.00	2,402,000.00	0.00	0.00
Preparation, Hosting, Training and Participation for the 2020 Olympic Games and 10th ASEAN Para Games	310100200009000	500,000,000.00	0.00	500,000,000.00	0.00	0.00	0.00	0.00	0.00	0.00	0.00	0.00	0.00	0.00	0.00	0.00	0.00	0.00	0.00	500,000,000.00	0.00	0.00	0.00
MOOE		500,000,000.00	0.00	500,000,000.00	0.00	0.00	0.00	0.00	0.00	0.00	0.00	0.00	0.00	0.00	0.00	0.00	0.00	0.00	0.00	500,000,000.00	0.00	0.00	0.00

This report was generated using the Unified Reporting System on 08/09/2020 11:43 version FAR1.1.5 ; Status : SUBMITTED



Department : Other Executive Offices  
Agency/Entity : Philippine Sports Commission  
Operating Unit : < not applicable >  
Organization Code : 28 032 0000000  
Fund Cluster : 01 Regular Agency Fund

X	Current Year Appropriations
	Supplemental
	Continuing Appropriations

(e.g. UACS Fund Cluster: 01-Regular Agency Fund, 02-Foreign Assisted Projects Fund, 03-Special Account-Locally Funded/Domestic Grants Fund, and 04-Special Account-Foreign Assisted/Foreign Grants Fund)

Particulars	UACS CODE	Appropriations			Allotments			Current Year Obligations							Current Year Disbursements					Balances			
		Authorized Appropriations	Adjustments (Transfer To/From, Modifications/)	Adjusted Appropriations	Allotments Received	Adjustments (Reductions, Modifications/ Augmentations)	Transfer To	Transfer From	Adjusted Total Allotments	1st Quarter Ending March 31	2nd Quarter Ending June 30	3rd Quarter Ending Sept. 30	4th Quarter Ending Dec. 31	TOTAL	1st Quarter Ending March 31	2nd Quarter Ending June 30	3rd Quarter Ending Sept. 30	4th Quarter Ending Dec. 31	TOTAL	Unreleased Appro	Unobligated Allotments	Unpaid Obligations (15-20)+(23+24)	
																						Due and Demandable	Not Yet Due and Demandable
1	2	3	4	5=(3+4)	6	7	8	9	10=[(8+)-(7)-6+9]	11	12	13	14	15=(11+12+13+14)	16	17	18	19	20=(16+17+18+19)	21	22	23	24
Training, Seminars and Workshops and Competition Program for Amis Sports	310100200010000	5,000,000.00	0.00	5,000,000.00	0.00	0.00	0.00	0.00	0.00	0.00	0.00	0.00	0.00	0.00	0.00	0.00	0.00	0.00	0.00	5,000,000.00	0.00	0.00	0.00
MOOE		5,000,000.00	0.00	5,000,000.00	0.00	0.00	0.00	0.00	0.00	0.00	0.00	0.00	0.00	0.00	0.00	0.00	0.00	0.00	0.00	5,000,000.00	0.00	0.00	0.00
Training for Kickboxing	310100200011000	3,000,000.00	0.00	3,000,000.00	0.00	0.00	0.00	0.00	0.00	0.00	0.00	0.00	0.00	0.00	0.00	0.00	0.00	0.00	0.00	3,000,000.00	0.00	0.00	0.00
MOOE		3,000,000.00	0.00	3,000,000.00	0.00	0.00	0.00	0.00	0.00	0.00	0.00	0.00	0.00	0.00	0.00	0.00	0.00	0.00	0.00	3,000,000.00	0.00	0.00	0.00
Construction of Amis Training Institute Sports Building	310100200012000	20,000,000.00	0.00	20,000,000.00	0.00	0.00	0.00	0.00	0.00	0.00	0.00	0.00	0.00	0.00	0.00	0.00	0.00	0.00	0.00	20,000,000.00	0.00	0.00	0.00
CO		20,000,000.00	0.00	20,000,000.00	0.00	0.00	0.00	0.00	0.00	0.00	0.00	0.00	0.00	0.00	0.00	0.00	0.00	0.00	0.00	20,000,000.00	0.00	0.00	0.00
SEA Games Legacy Program	310100200013000	50,000,000.00	0.00	50,000,000.00	0.00	0.00	0.00	0.00	0.00	0.00	0.00	0.00	0.00	0.00	0.00	0.00	0.00	0.00	0.00	50,000,000.00	0.00	0.00	0.00
MOOE		50,000,000.00	0.00	50,000,000.00	0.00	0.00	0.00	0.00	0.00	0.00	0.00	0.00	0.00	0.00	0.00	0.00	0.00	0.00	0.00	50,000,000.00	0.00	0.00	0.00
Trainees Philippine Sports High School	310100200014000	10,000,000.00	0.00	10,000,000.00	0.00	0.00	0.00	0.00	0.00	0.00	0.00	0.00	0.00	0.00	0.00	0.00	0.00	0.00	0.00	10,000,000.00	0.00	0.00	0.00
MOOE		10,000,000.00	0.00	10,000,000.00	0.00	0.00	0.00	0.00	0.00	0.00	0.00	0.00	0.00	0.00	0.00	0.00	0.00	0.00	0.00	10,000,000.00	0.00	0.00	0.00
Grass Roots Sports Program of Sports not Offered in Public Schools	310100200015000	40,000,000.00	0.00	40,000,000.00	0.00	0.00	0.00	0.00	0.00	0.00	0.00	0.00	0.00	0.00	0.00	0.00	0.00	0.00	0.00	40,000,000.00	0.00	0.00	0.00
MOOE		40,000,000.00	0.00	40,000,000.00	0.00	0.00	0.00	0.00	0.00	0.00	0.00	0.00	0.00	0.00	0.00	0.00	0.00	0.00	0.00	40,000,000.00	0.00	0.00	0.00
Support to National Grassroots Program	310100200016000	40,000,000.00	0.00	40,000,000.00	0.00	0.00	0.00	0.00	0.00	0.00	0.00	0.00	0.00	0.00	0.00	0.00	0.00	0.00	0.00	40,000,000.00	0.00	0.00	0.00
MOOE		40,000,000.00	0.00	40,000,000.00	0.00	0.00	0.00	0.00	0.00	0.00	0.00	0.00	0.00	0.00	0.00	0.00	0.00	0.00	0.00	40,000,000.00	0.00	0.00	0.00
Financial Assistance to Athletes	310100200017000	5,000,000.00	0.00	5,000,000.00	0.00	0.00	0.00	0.00	0.00	0.00	0.00	0.00	0.00	0.00	0.00	0.00	0.00	0.00	0.00	5,000,000.00	0.00	0.00	0.00
MOOE		5,000,000.00	0.00	5,000,000.00	0.00	0.00	0.00	0.00	0.00	0.00	0.00	0.00	0.00	0.00	0.00	0.00	0.00	0.00	0.00	5,000,000.00	0.00	0.00	0.00
Mindanao Games for Peace	310100200018000	100,000,000.00	0.00	100,000,000.00	0.00	0.00	0.00	0.00	0.00	0.00	0.00	0.00	0.00	0.00	0.00	0.00	0.00	0.00	0.00	100,000,000.00	0.00	0.00	0.00
MOOE		100,000,000.00	0.00	100,000,000.00	0.00	0.00	0.00	0.00	0.00	0.00	0.00	0.00	0.00	0.00	0.00	0.00	0.00	0.00	0.00	100,000,000.00	0.00	0.00	0.00
Sub-Total, Operations		868,280,000.00	(28,805,000.00)	839,475,000.00	86,475,000.00	0.00	0.00	0.00	86,475,000.00	15,995,804.79	10,862,836.80	0.00	0.00	26,858,641.59	15,825,116.79	10,756,723.27	0.00	0.00	26,581,840.06	773,000,000.00	39,799,358.41	103,901.53	0.00
PS		28,677,000.00	0.00	28,677,000.00	28,677,000.00	0.00	0.00	0.00	28,677,000.00	8,979,058.88	8,822,115.45	0.00	0.00	17,598,174.33	8,953,802.86	8,599,219.47	0.00	0.00	17,543,022.33	0.00	11,078,825.67	55,151.66	0.00
MOOE		819,403,000.00	(28,805,000.00)	790,598,000.00	37,798,000.00	0.00	0.00	0.00	37,798,000.00	7,019,746.11	2,070,721.35	0.00	0.00	9,090,467.46	8,871,314.11	2,170,503.80	0.00	0.00	9,041,817.91	753,000,000.00	28,707,532.54	48,648.55	0.00
FinEx (If Applicable)		0.00	0.00	0.00	0.00	0.00	0.00	0.00	0.00	0.00	0.00	0.00	0.00	0.00	0.00	0.00	0.00	0.00	0.00	0.00	0.00	0.00	0.00
CO		20,000,000.00	0.00	20,000,000.00	0.00	0.00	0.00	0.00	0.00	0.00	0.00	0.00	0.00	0.00	0.00	0.00	0.00	0.00	0.00	20,000,000.00	0.00	0.00	0.00
Sub-Total, I. Agency Specific Budget		844,884,000.00	(28,805,000.00)	816,079,000.00	143,356,000.00	0.00	0.00	0.00	143,356,000.00	37,833,314.71	33,027,408.46	0.00	0.00	70,860,721.20	35,311,362.15	35,286,372.18	0.00	0.00	70,800,754.33	773,000,000.00	72,368,278.80	359,856.87	0.00
PS		85,079,000.00	0.00	85,079,000.00	85,079,000.00	0.00	0.00	0.00	85,079,000.00	18,536,863.83	16,302,726.51	0.00	0.00	37,839,582.44	18,494,083.82	16,230,023.16	0.00	0.00	37,724,117.06	0.00	27,239,377.56	115,505.36	0.00
MOOE		858,885,000.00	(28,806,000.00)	830,079,000.00	75,280,000.00	0.00	0.00	0.00	75,280,000.00	19,386,420.76	13,724,677.66	0.00	0.00	33,121,098.76	18,817,299.22	16,056,349.02	0.00	0.00	32,878,647.24	753,000,000.00	45,158,901.24	244,451.52	0.00
FinEx (If Applicable)		0.00	0.00	0.00	0.00	0.00	0.00	0.00	0.00	0.00	0.00	0.00	0.00	0.00	0.00	0.00	0.00	0.00	0.00	0.00	0.00	0.00	0.00
CO		20,000,000.00	0.00	20,000,000.00	0.00	0.00	0.00	0.00	0.00	0.00	0.00	0.00	0.00	0.00	0.00	0.00	0.00	0.00	0.00	20,000,000.00	0.00	0.00	0.00
II. Automatic Appropriations		5,834,000.00	(4,363,070.00)	1,470,930.00	5,991,250.00	(4,540,320.00)	0.00	0.00	1,540,930.00	1,851,693.22	444,063.24	0.00	0.00	2,395,756.46	959,155.14	1,422,210.46	0.00	0.00	2,380,368.62	0.00	(854,856.46)	15,420.84	0.00



Department : Other Executive Offices  
Agency/Entity : Philippine Sports Commission  
Operating Unit : < not applicable >  
Organization Code : 26 032 0000000  
Fund Cluster : 01 Regular Agency Fund  
(e.g. UACS Fund Cluster: 01-Regular Agency Fund, 02-Foreign Assisted Projects Fund, 03-Special Account-Locally Funded/Domestic Grants Fund, and 04-Special Account-Foreign Assisted/Foreign Grants Fund)

X	Current Year Appropriations
	Supplemental
	Continuing Appropriations

Particulars	UACS CODE	Appropriations			Allotments			Current Year Obligations							Current Year Disbursements					Balances			
		Authorized Appropriations	Adjustments (Transfer To/From, Modifications/)	Adjusted Appropriations	Allotments Received	Adjustments (Reductions, Modifications/ Augmentations)	Transfer To	Transfer From	Adjusted Total Allotments	1st Quarter Ending March 31	2nd Quarter Ending June 30	3rd Quarter Ending Sept. 30	4th Quarter Ending Dec. 31	TOTAL	1st Quarter Ending March 31	2nd Quarter Ending June 30	3rd Quarter Ending Sept. 30	4th Quarter Ending Dec. 31	TOTAL	Unreleased Appro	Unobligated Allotments	Unpaid Obligations (18-20)=(23+24)	
																						Due and Demandable	Not Yet Due and Demandable
1	2	3	4	5=(3+4)	6	7	8	9	10=[(8+(-)7)-6+9]	11	12	13	14	15=(11+12+13+14)	16	17	18	19	20=(16+17+18+19)	21	22	23	24
Specific Budgets of National Government Agencies		5,934,000.00	(4,363,070.00)	1,540,930.00	5,991,290.00	(4,450,320.00)	0.00	0.00	1,540,930.00	1,991,993.22	444,083.24	0.00	0.00	2,395,796.46	999,195.14	1,422,210.48	0.00	0.00	2,395,796.46	0.00	(854,856.46)	15,420.84	0.00
Retirement and Life Insurance Premiums		5,934,000.00	(4,363,070.00)	1,540,930.00	5,991,290.00	(4,450,320.00)	0.00	0.00	1,540,930.00	1,991,993.22	444,083.24	0.00	0.00	2,395,796.46	999,195.14	1,422,210.48	0.00	0.00	2,395,796.46	0.00	(854,856.46)	15,420.84	0.00
PS		5,934,000.00	(4,363,070.00)	1,540,930.00	5,991,290.00	(4,450,320.00)	0.00	0.00	1,540,930.00	1,991,993.22	444,083.24	0.00	0.00	2,395,796.46	999,195.14	1,422,210.48	0.00	0.00	2,395,796.46	0.00	(854,856.46)	15,420.84	0.00
Sub-Total II. Automatic Appropriations		5,934,000.00	(4,363,070.00)	1,540,930.00	5,991,290.00	(4,450,320.00)	0.00	0.00	1,540,930.00	1,991,993.22	444,083.24	0.00	0.00	2,395,796.46	999,195.14	1,422,210.48	0.00	0.00	2,395,796.46	0.00	(854,856.46)	15,420.84	0.00
PS		5,934,000.00	(4,363,070.00)	1,540,930.00	5,991,290.00	(4,450,320.00)	0.00	0.00	1,540,930.00	1,991,993.22	444,083.24	0.00	0.00	2,395,796.46	999,195.14	1,422,210.48	0.00	0.00	2,395,796.46	0.00	(854,856.46)	15,420.84	0.00
MOOE		0.00	0.00	0.00	0.00	0.00	0.00	0.00	0.00	0.00	0.00	0.00	0.00	0.00	0.00	0.00	0.00	0.00	0.00	0.00	0.00	0.00	0.00
FinEx		0.00	0.00	0.00	0.00	0.00	0.00	0.00	0.00	0.00	0.00	0.00	0.00	0.00	0.00	0.00	0.00	0.00	0.00	0.00	0.00	0.00	0.00
CO		0.00	0.00	0.00	0.00	0.00	0.00	0.00	0.00	0.00	0.00	0.00	0.00	0.00	0.00	0.00	0.00	0.00	0.00	0.00	0.00	0.00	0.00
III. Special Purpose Fund		0.00	2,248,000.00	2,248,000.00	0.00	2,248,000.00	0.00	0.00	2,248,000.00	0.00	0.00	0.00	0.00	0.00	0.00	0.00	0.00	0.00	0.00	0.00	2,248,000.00	0.00	0.00
Miscellaneous Personnel Benefits Fund		0.00	2,248,000.00	2,248,000.00	0.00	2,248,000.00	0.00	0.00	2,248,000.00	0.00	0.00	0.00	0.00	0.00	0.00	0.00	0.00	0.00	0.00	0.00	2,248,000.00	0.00	0.00
PS		0.00	2,248,000.00	2,248,000.00	0.00	2,248,000.00	0.00	0.00	2,248,000.00	0.00	0.00	0.00	0.00	0.00	0.00	0.00	0.00	0.00	0.00	0.00	2,248,000.00	0.00	0.00
Sub-Total III. Special Purpose Fund		0.00	2,248,000.00	2,248,000.00	0.00	2,248,000.00	0.00	0.00	2,248,000.00	0.00	0.00	0.00	0.00	0.00	0.00	0.00	0.00	0.00	0.00	0.00	2,248,000.00	0.00	0.00
PS		0.00	2,248,000.00	2,248,000.00	0.00	2,248,000.00	0.00	0.00	2,248,000.00	0.00	0.00	0.00	0.00	0.00	0.00	0.00	0.00	0.00	0.00	0.00	2,248,000.00	0.00	0.00
MOOE		0.00	0.00	0.00	0.00	0.00	0.00	0.00	0.00	0.00	0.00	0.00	0.00	0.00	0.00	0.00	0.00	0.00	0.00	0.00	0.00	0.00	0.00
FinEx		0.00	0.00	0.00	0.00	0.00	0.00	0.00	0.00	0.00	0.00	0.00	0.00	0.00	0.00	0.00	0.00	0.00	0.00	0.00	0.00	0.00	0.00
CO		0.00	0.00	0.00	0.00	0.00	0.00	0.00	0.00	0.00	0.00	0.00	0.00	0.00	0.00	0.00	0.00	0.00	0.00	0.00	0.00	0.00	0.00
GRAND TOTAL		990,898,000.00	(30,790,070.00)	820,147,930.00	149,350,250.00	(2,202,320.00)	0.00	0.00	147,147,930.00	36,699,007.99	33,471,499.73	0.00	0.00	73,369,507.88	36,299,947.26	36,711,982.88	0.00	0.00	72,991,129.88	773,000,000.00	73,791,422.34	379,377.71	0.00
PS		71,013,000.00	(2,145,070.00)	68,867,930.00	71,070,290.00	(2,202,320.00)	0.00	0.00	68,867,930.00	20,468,967.15	19,746,921.75	0.00	0.00	40,235,408.90	19,452,249.07	20,652,233.84	0.00	0.00	40,104,482.71	0.00	28,632,821.10	130,929.16	0.00
MOOE		889,885,000.00	(28,605,000.00)	831,280,000.00	78,280,000.00	0.00	0.00	0.00	78,280,000.00	19,399,420.78	13,724,977.98	0.00	0.00	33,121,098.76	16,817,299.22	16,059,349.00	0.00	0.00	32,878,647.24	793,000,000.00	45,159,901.24	244,451.52	0.00
CO		20,000,000.00	0.00	20,000,000.00	0.00	0.00	0.00	0.00	0.00	0.00	0.00	0.00	0.00	0.00	0.00	0.00	0.00	0.00	0.00	20,000,000.00	0.00	0.00	0.00
Recapitulation by OO:																							
I. Agency Specific Budget		889,880,000.00	0.00	889,880,000.00	86,475,000.00	0.00	0.00	0.00	86,475,000.00	15,995,804.79	10,992,836.80	0.00	0.00	26,988,641.59	15,825,116.79	10,759,723.27	0.00	0.00	26,584,840.06	801,805,000.00	36,796,359.41	103,801.53	0.00
AMATEUR SPORTS DEVELOPMENT PROGRAM		889,880,000.00	0.00	889,880,000.00	86,475,000.00	0.00	0.00	0.00	86,475,000.00	15,995,804.79	10,992,836.80	0.00	0.00	26,988,641.59	15,825,116.79	10,759,723.27	0.00	0.00	26,584,840.06	801,805,000.00	36,796,359.41	103,801.53	0.00

Certified Correct:

  
VIOLETA R. TUAZON  
Chief Budget Officer


Date:

Certified Correct:

  
ERIK JEAN MAYORES  
Acting Chief Accountant

Date:

Recommending Approval:

  
MERLITA R. IBAY  
OIC/Executive Director

Date:

Approved By:

  
WILLIAM I. RAMIREZ  
Chairman


Date:

STATEMENT OF APPROPRIATIONS, ALLOTMENTS, OBLIGATIONS, DISBURSEMENTS AND BALANCES  
As at the Quarter Ending June 30, 2020

Department : Other Executive Offices  
Agency/Entity : Philippine Sports Commission  
Operating Unit : < not applicable >  
Organization Code : 26 032 0000000  
Fund Cluster : 03 Special Account - Locally Funded/Domestic Grants Fund  
(e.g. UACS Fund Cluster: 01-Regular Agency Fund, 02-Foreign Assisted Projects Fund, 03-Special Account-Locally Funded/Domestic Grants Fund, and 04-Special Account-Foreign Assisted/Foreign Grants Fund)


X	Current Year Appropriations
	Supplemental
	Continuing Appropriations

Particulars	UACS CODE	Appropriations			Allotments					Current Year Obligations					Current Year Disbursements					Balance				
		Authorized Appropriations	Adjustments (Transfer To/From, Modifications)	Adjusted Appropriations	Allotments Received	Adjustments (Reductions, Modifications/ Augmentations)	Transfer To	Transfer From	Adjusted Total Allotments	1st Quarter Ending March 31	2nd Quarter Ending June 30	3rd Quarter Ending Sept. 30	4th Quarter Ending Dec. 31	TOTAL	1st Quarter Ending March 31	2nd Quarter Ending June 30	3rd Quarter Ending Sept. 30	4th Quarter Ending Dec. 31	TOTAL	Unreleased Appro	Unobligated Allotments	Unpaid Obligations (18-20)-(23+24)		
																						Due and Demandable	Not Yet Due and Demandable	
1	2	3	4	5=(3+4)	6	7	8	9	10=[(8+(-)7)-6+9]	11	12	13	14	15=(11+12+13+14)	16	17	18	19	20=(16+17+18+19)	21	22	23	24	
If Automatic Appropriations		29,826,000.00	0.00	29,826,000.00	0.00	0.00	0.00	0.00	0.00	0.00	0.00	0.00	0.00	0.00	0.00	0.00	0.00	0.00	0.00	29,826,000.00	0.00	0.00	0.00	0.00
Special Accounts in the General Fund		29,826,000.00	0.00	29,826,000.00	0.00	0.00	0.00	0.00	0.00	0.00	0.00	0.00	0.00	0.00	0.00	0.00	0.00	0.00	0.00	29,826,000.00	0.00	0.00	0.00	0.00
National Sports Development Fund		29,826,000.00	0.00	29,826,000.00	0.00	0.00	0.00	0.00	0.00	0.00	0.00	0.00	0.00	0.00	0.00	0.00	0.00	0.00	0.00	29,826,000.00	0.00	0.00	0.00	0.00
MOOE		29,826,000.00	0.00	29,826,000.00	0.00	0.00	0.00	0.00	0.00	0.00	0.00	0.00	0.00	0.00	0.00	0.00	0.00	0.00	0.00	29,826,000.00	0.00	0.00	0.00	0.00
Sub-total If Automatic Appropriations		29,826,000.00	0.00	29,826,000.00	0.00	0.00	0.00	0.00	0.00	0.00	0.00	0.00	0.00	0.00	0.00	0.00	0.00	0.00	0.00	29,826,000.00	0.00	0.00	0.00	0.00
PS		0.00	0.00	0.00	0.00	0.00	0.00	0.00	0.00	0.00	0.00	0.00	0.00	0.00	0.00	0.00	0.00	0.00	0.00	0.00	0.00	0.00	0.00	0.00
MOOE		29,826,000.00	0.00	29,826,000.00	0.00	0.00	0.00	0.00	0.00	0.00	0.00	0.00	0.00	0.00	0.00	0.00	0.00	0.00	0.00	29,826,000.00	0.00	0.00	0.00	0.00
FinEx		0.00	0.00	0.00	0.00	0.00	0.00	0.00	0.00	0.00	0.00	0.00	0.00	0.00	0.00	0.00	0.00	0.00	0.00	0.00	0.00	0.00	0.00	0.00
CO		0.00	0.00	0.00	0.00	0.00	0.00	0.00	0.00	0.00	0.00	0.00	0.00	0.00	0.00	0.00	0.00	0.00	0.00	0.00	0.00	0.00	0.00	0.00
GRAND TOTAL		29,826,000.00	0.00	29,826,000.00	0.00	0.00	0.00	0.00	0.00	0.00	0.00	0.00	0.00	0.00	0.00	0.00	0.00	0.00	0.00	29,826,000.00	0.00	0.00	0.00	0.00
MOOE		29,826,000.00	0.00	29,826,000.00	0.00	0.00	0.00	0.00	0.00	0.00	0.00	0.00	0.00	0.00	0.00	0.00	0.00	0.00	0.00	29,826,000.00	0.00	0.00	0.00	0.00

Certified Correct:  
  
VIOLETA R. TUAZON  
Chief Budget Officer  
Date:

Certified Correct:  
  
ERIK JEAN MAYORES  
Acting Chief Accountant  
Date:

Recommending Approval:  
  
MERLITA R. IBAY  
Director - Executive Director  
Date:

Approved By:  
  
WILLIAM I. RAMIREZ  
Chairman  
Date:



**STATEMENT OF APPROPRIATIONS, ALLOTMENTS, OBLIGATIONS, DISBURSEMENTS AND BALANCES**  
As at the Quarter Ending June 30, 2020

Department: Other Executive Offices  
Agency: Philippine Sports Commission  
Operating Unit: < not applicable >  
Organization Code: 26 032 0000000  
Fund Cluster: 01 Regular Agency Fund

	Current Year
	Supplemental
X	Continuing Appropriations

(e.g. UACS Fund Cluster: 01-Regular Agency Fund, 02-Foreign Assisted Projects Fund, 03-Special Account-Locally Funded/Domestic Grants Fund, and 04-Special Account-Foreign Assisted/Foreign Grants Fund)

Particulars	UACS CODE	Appropriations			Allotments			Current Year Obligations					Current Year Disbursements					Balances					
		Authorized Appropriations	Adjustments (Transfer To/From, Realignment)	Adjusted Appropriations	Allotments Received	Adjustments (Withdrawal, Realignment)	Transfer To	Transfer From	Adjusted Total Allotments	1st Quarter Ending March 31	2nd Quarter Ending June 30	3rd Quarter Ending Sept. 30	4th Quarter Ending Dec. 31	TOTAL	1st Quarter Ending March 31	2nd Quarter Ending June 30	3rd Quarter Ending Sept. 30	4th Quarter Ending Dec. 31	TOTAL	Unreleased Appro	Unobligated Allotments	Unpaid Obligations (18-20)=(23+24)	
																						Due and Demandable	Not Yet Due and Demandable
1	2	3	4	5=(3+4)	6	7	8	9	10=[(6+)-(7)-8+9]	11	12	13	14	15=(11+12+13+14)	16	17	18	19	20=(16+17+18+19)	21=(5-10)	22=(10-15)	23	24
I. Continuing Appropriations		366,286,560.16	0.00	366,286,560.16	364,286,560.16	0.00	0.00	0.00	364,286,560.16	280,282,509.36	41,787,640.00	0.00	0.00	322,069,149.36	0.00	305,078,286.66	0.00	0.00	305,078,286.66	36,000,000.00	32,236,410.77	26,871,662.70	0.00
I. Agency Specific Budget		42,914,042.42	0.00	42,914,042.42	7,914,042.42	0.00	0.00	0.00	7,914,042.42	0.00	136,774.20	0.00	0.00	136,774.20	0.00	0.00	0.00	0.00	0.00	36,000,000.00	7,777,286.22	136,774.20	0.00
General Administration and Support	1000000000000000	298,829.06	0.00	298,829.06	298,829.06	0.00	0.00	0.00	298,829.06	0.00	136,774.20	0.00	0.00	136,774.20	0.00	0.00	0.00	0.00	0.00	0.00	160,054.86	136,774.20	0.00
General Management and Supervision	100000100001000	298,829.06	0.00	298,829.06	298,829.06	0.00	0.00	0.00	298,829.06	0.00	136,774.20	0.00	0.00	136,774.20	0.00	0.00	0.00	0.00	0.00	0.00	160,054.86	136,774.20	0.00
CO		298,829.06	0.00	298,829.06	298,829.06	0.00	0.00	0.00	298,829.06	0.00	136,774.20	0.00	0.00	136,774.20	0.00	0.00	0.00	0.00	0.00	0.00	160,054.86	136,774.20	0.00
Sub-Total, General Administration and Support		298,829.06	0.00	298,829.06	298,829.06	0.00	0.00	0.00	298,829.06	0.00	136,774.20	0.00	0.00	136,774.20	0.00	0.00	0.00	0.00	0.00	0.00	160,054.86	136,774.20	0.00
PS		0.00	0.00	0.00	0.00	0.00	0.00	0.00	0.00	0.00	0.00	0.00	0.00	0.00	0.00	0.00	0.00	0.00	0.00	0.00	0.00	0.00	0.00
MOOE		0.00	0.00	0.00	0.00	0.00	0.00	0.00	0.00	0.00	0.00	0.00	0.00	0.00	0.00	0.00	0.00	0.00	0.00	0.00	0.00	0.00	0.00
FinEx (If Applicable)		0.00	0.00	0.00	0.00	0.00	0.00	0.00	0.00	0.00	0.00	0.00	0.00	0.00	0.00	0.00	0.00	0.00	0.00	0.00	0.00	0.00	0.00
CO		298,829.06	0.00	298,829.06	298,829.06	0.00	0.00	0.00	298,829.06	0.00	136,774.20	0.00	0.00	136,774.20	0.00	0.00	0.00	0.00	0.00	0.00	160,054.86	136,774.20	0.00
Operations	3000000000000000	42,817,213.36	0.00	42,817,213.36	7,817,213.36	0.00	0.00	0.00	7,817,213.36	0.00	0.00	0.00	0.00	0.00	0.00	0.00	0.00	0.00	0.00	36,000,000.00	7,817,213.36	0.00	0.00
OO : Source of athletic talents widened		42,817,213.36	0.00	42,817,213.36	7,817,213.36	0.00	0.00	0.00	7,817,213.36	0.00	0.00	0.00	0.00	0.00	0.00	0.00	0.00	0.00	0.00	36,000,000.00	7,817,213.36	0.00	0.00
AMATEUR SPORTS DEVELOPMENT PROGRAM		42,817,213.36	0.00	42,817,213.36	7,817,213.36	0.00	0.00	0.00	7,817,213.36	0.00	0.00	0.00	0.00	0.00	0.00	0.00	0.00	0.00	0.00	36,000,000.00	7,817,213.36	0.00	0.00
Policy and Program Formulation and Amateur Sport Development and Promotion	310100100001000	34,447.80	0.00	34,447.80	34,447.80	0.00	0.00	0.00	34,447.80	0.00	0.00	0.00	0.00	0.00	0.00	0.00	0.00	0.00	0.00	0.00	34,447.80	0.00	0.00
MOOE		34,447.80	0.00	34,447.80	34,447.80	0.00	0.00	0.00	34,447.80	0.00	0.00	0.00	0.00	0.00	0.00	0.00	0.00	0.00	0.00	0.00	34,447.80	0.00	0.00
National Sport for All-Grassroot Centerpiece Program	310100100002000	25,025,188.87	0.00	25,025,188.87	25,188.87	0.00	0.00	0.00	25,188.87	0.00	0.00	0.00	0.00	0.00	0.00	0.00	0.00	0.00	0.00	25,000,000.00	25,188.87	0.00	0.00
MOOE		25,025,188.87	0.00	25,025,188.87	25,188.87	0.00	0.00	0.00	25,188.87	0.00	0.00	0.00	0.00	0.00	0.00	0.00	0.00	0.00	0.00	25,000,000.00	25,188.87	0.00	0.00
Locally-Funded Project(s)		17,557,578.86	0.00	17,557,578.86	7,557,578.86	0.00	0.00	0.00	7,557,578.86	0.00	0.00	0.00	0.00	0.00	0.00	0.00	0.00	0.00	0.00	10,000,000.00	7,557,578.86	0.00	0.00
Preparation, Housing, Training and Participation for the 2018 SEA Games	310100200003000	8,648,899.36	0.00	8,648,899.36	8,648,899.36	0.00	0.00	0.00	8,648,899.36	0.00	0.00	0.00	0.00	0.00	0.00	0.00	0.00	0.00	0.00	0.00	8,648,899.36	0.00	0.00
MOOE		8,648,899.36	0.00	8,648,899.36	8,648,899.36	0.00	0.00	0.00	8,648,899.36	0.00	0.00	0.00	0.00	0.00	0.00	0.00	0.00	0.00	0.00	0.00	8,648,899.36	0.00	0.00
Training and Competition for Amis Sports	310100200008000	10,000,000.00	0.00	10,000,000.00	0.00	0.00	0.00	0.00	0.00	0.00	0.00	0.00	0.00	0.00	0.00	0.00	0.00	0.00	0.00	10,000,000.00	0.00	0.00	0.00
MOOE		10,000,000.00	0.00	10,000,000.00	0.00	0.00	0.00	0.00	0.00	0.00	0.00	0.00	0.00	0.00	0.00	0.00	0.00	0.00	0.00	10,000,000.00	0.00	0.00	0.00
Training for Bowling Sports	310100200007000	910,807.53	0.00	910,807.53	910,807.53	0.00	0.00	0.00	910,807.53	0.00	0.00	0.00	0.00	0.00	0.00	0.00	0.00	0.00	0.00	0.00	910,807.53	0.00	0.00
MOOE		910,807.53	0.00	910,807.53	910,807.53	0.00	0.00	0.00	910,807.53	0.00	0.00	0.00	0.00	0.00	0.00	0.00	0.00	0.00	0.00	0.00	910,807.53	0.00	0.00

Department: Other Executive Offices  
Agency: Philippine Sports Commission  
Operating Unit: < not applicable >  
Organization Code: 28 032 0000000  
Fund Cluster: 01 Regular Agency Fund

	Current Year
	Supplemental
X	Continuing Appropriations

(e.g. UACS Fund Cluster: 01-Regular Agency Fund, 02-Foreign Assisted Projects Fund, 03-Special Account-Locally Funded/Domestic Grants Fund, and 04-Special Account-Foreign Assisted/Foreign Grants Fund)

Particulars	UACS CODE	Appropriations		Allotments		Current Year Obligations									Current Year Disbursements					Balances			
		Authorized Appropriations	Adjustments (Transfer To/From, Reassignment)	Adjusted Appropriations	Allotments Received	Adjustments (Withdrawal, Reassignment)	Transfer To	Transfer From	Adjusted Total Allotments	1st Quarter Ending March 31	2nd Quarter Ending June 30	3rd Quarter Ending Sept. 30	4th Quarter Ending Dec. 31	TOTAL	1st Quarter Ending March 31	2nd Quarter Ending June 30	3rd Quarter Ending Sept. 30	4th Quarter Ending Dec. 31	TOTAL	Unreleased Appro	Unobligated Allotments	Unpaid Obligations (18-20)=(23+24)	
		3	4	5=(3+4)	6	7	8	9	10=[(8+(-)7)-8+9]	11	12	13	14	15=(11+12+13+14)	16	17	18	19	20=(16+17+18+19)	21=(5-10)	22=(10-15)	23	24
Sub-Total, Operations		42,817,213.36	0.00	42,817,213.36	7,817,213.36	0.00	0.00	0.00	7,817,213.36	0.00	0.00	0.00	0.00	0.00	0.00	0.00	0.00	0.00	0.00	36,000,000.00	7,817,213.36	0.00	0.00
PS		0.00	0.00	0.00	0.00	0.00	0.00	0.00	0.00	0.00	0.00	0.00	0.00	0.00	0.00	0.00	0.00	0.00	0.00	0.00	0.00	0.00	0.00
MOOE		42,817,213.36	0.00	42,817,213.36	7,817,213.36	0.00	0.00	0.00	7,817,213.36	0.00	0.00	0.00	0.00	0.00	0.00	0.00	0.00	0.00	0.00	36,000,000.00	7,817,213.36	0.00	0.00
FinEx (If Applicable)		0.00	0.00	0.00	0.00	0.00	0.00	0.00	0.00	0.00	0.00	0.00	0.00	0.00	0.00	0.00	0.00	0.00	0.00	0.00	0.00	0.00	0.00
CO		0.00	0.00	0.00	0.00	0.00	0.00	0.00	0.00	0.00	0.00	0.00	0.00	0.00	0.00	0.00	0.00	0.00	0.00	0.00	0.00	0.00	0.00
I. Special Purpose Fund		366,375,517.74	0.00	366,375,517.74	366,375,517.74	0.00	0.00	0.00	366,375,517.74	290,282,506.36	41,630,866.83	0.00	0.00	331,913,375.19	0.00	305,078,286.66	0.00	0.00	305,078,286.66	0.00	24,462,142.55	26,635,066.53	0.00
General Administration and Support	1000000000000000	366,375,517.74	0.00	366,375,517.74	366,375,517.74	0.00	0.00	0.00	366,375,517.74	290,282,506.36	41,630,866.83	0.00	0.00	331,913,375.19	0.00	305,078,286.66	0.00	0.00	305,078,286.66	0.00	24,462,142.55	26,635,066.53	0.00
General Management and Supervision	100000100001000	366,375,517.74	0.00	366,375,517.74	366,375,517.74	0.00	0.00	0.00	366,375,517.74	290,282,506.36	41,630,866.83	0.00	0.00	331,913,375.19	0.00	305,078,286.66	0.00	0.00	305,078,286.66	0.00	24,462,142.55	26,635,066.53	0.00
MOOE		366,375,517.74	0.00	366,375,517.74	366,375,517.74	0.00	0.00	0.00	366,375,517.74	290,282,506.36	41,630,866.83	0.00	0.00	331,913,375.19	0.00	305,078,286.66	0.00	0.00	305,078,286.66	0.00	24,462,142.55	26,635,066.53	0.00
Sub-Total, General Administration and Support		366,375,517.74	0.00	366,375,517.74	366,375,517.74	0.00	0.00	0.00	366,375,517.74	290,282,506.36	41,630,866.83	0.00	0.00	331,913,375.19	0.00	305,078,286.66	0.00	0.00	305,078,286.66	0.00	24,462,142.55	26,635,066.53	0.00
PS		0.00	0.00	0.00	0.00	0.00	0.00	0.00	0.00	0.00	0.00	0.00	0.00	0.00	0.00	0.00	0.00	0.00	0.00	0.00	0.00	0.00	0.00
MOOE		366,375,517.74	0.00	366,375,517.74	366,375,517.74	0.00	0.00	0.00	366,375,517.74	290,282,506.36	41,630,866.83	0.00	0.00	331,913,375.19	0.00	305,078,286.66	0.00	0.00	305,078,286.66	0.00	24,462,142.55	26,635,066.53	0.00
FinEx (If Applicable)		0.00	0.00	0.00	0.00	0.00	0.00	0.00	0.00	0.00	0.00	0.00	0.00	0.00	0.00	0.00	0.00	0.00	0.00	0.00	0.00	0.00	0.00
CO		0.00	0.00	0.00	0.00	0.00	0.00	0.00	0.00	0.00	0.00	0.00	0.00	0.00	0.00	0.00	0.00	0.00	0.00	0.00	0.00	0.00	0.00
GRAND TOTAL		366,289,580.10	0.00	366,289,580.10	364,289,580.10	0.00	0.00	0.00	364,289,580.10	290,282,506.36	41,787,840.00	0.00	0.00	332,060,149.36	0.00	305,078,286.66	0.00	0.00	305,078,286.66	36,000,000.00	32,239,410.77	28,971,862.73	0.00
PS		0.00	0.00	0.00	0.00	0.00	0.00	0.00	0.00	0.00	0.00	0.00	0.00	0.00	0.00	0.00	0.00	0.00	0.00	0.00	0.00	0.00	0.00
MOOE		366,992,731.10	0.00	366,992,731.10	363,992,731.10	0.00	0.00	0.00	363,992,731.10	290,282,506.36	41,630,866.83	0.00	0.00	331,913,375.19	0.00	305,078,286.66	0.00	0.00	305,078,286.66	36,000,000.00	32,078,366.91	26,635,066.53	0.00
FinEx (If Applicable)		0.00	0.00	0.00	0.00	0.00	0.00	0.00	0.00	0.00	0.00	0.00	0.00	0.00	0.00	0.00	0.00	0.00	0.00	0.00	0.00	0.00	0.00
CO		299,829.00	0.00	299,829.00	299,829.00	0.00	0.00	0.00	299,829.00	0.00	136,774.20	0.00	0.00	136,774.20	0.00	0.00	0.00	0.00	0.00	0.00	160,054.80	136,774.20	0.00

Certified Correct:

Certified Correct:

Recommending Approval:

Approved By:

VIOLETA R. TUAZON

Chief Budget Officer

JEAN MAYORES

Acting Chief Accountant

MERLITA R. IBAY

Old - Executive Director

WILLIAM I. RAMIREZ

Chairman

Date:

Date:

Date:

Date: