



**STATEMENT OF APPROPRIATIONS, ALLOTMENTS, OBLIGATIONS, DISBURSEMENTS AND BALANCES**  
As at the Quarter Ending June 30, 2019

Department: Other Executive Offices  
 Agency: Philippine Sports Commission  
 Operating Unit: < not applicable >  
 Organization: 26 032 0000000  
 Fund Cluster: 03 Special Account - Locally Funded/Domestic Grants Fund


|   |
|---|
| X |
|   |
|   |

(e.g. UACS Fund Cluster: 01-Regular Agency Fund, 02-Foreign Assisted Projects Fund, 03-Special Account-Locally Funded/Domestic Grants Fund, and 04-Special Account-Foreign Assisted/Foreign Grants Fund)

| Particulars                      | UACS CODE | Appropriations            |   |                         | Allotments          |                                       |             | Current Year Obligations |                           |                             |                            |                             | Current Year Disbursements |                  |                             |                            | Balances                    |                            |                  |                  |                        |                                    |      |
|----------------------------------|-----------|---------------------------|---|-------------------------|---------------------|---------------------------------------|-------------|--------------------------|---------------------------|-----------------------------|----------------------------|-----------------------------|----------------------------|------------------|-----------------------------|----------------------------|-----------------------------|----------------------------|------------------|------------------|------------------------|------------------------------------|------|
|                                  |           | Authorized Appropriations | Adjustments (Transfer To/From, Realignment) | Adjusted Appropriations | Allotments Received | Adjustments (Withdrawal, Realignment) | Transfer To | Transfer From            | Adjusted Total Allotments | 1st Quarter Ending March 31 | 2nd Quarter Ending June 30 | 3rd Quarter Ending Sept. 30 | 4th Quarter Ending Dec. 31 | TOTAL            | 1st Quarter Ending March 31 | 2nd Quarter Ending June 30 | 3rd Quarter Ending Sept. 30 | 4th Quarter Ending Dec. 31 | TOTAL            | Unreleased Appro | Unobligated Allotments | Unpaid Obligations (15-20)=(23+24) |      |
|                                  |           | 3                         | 4   | 5=(3+4)                 | 6                   | 7                                     | 8           | 9                        | 10=[(6+(-)7)-8+9]         | 11                          | 12                         | 13                          | 14                         | 15=(11+12+13+14) | 16                          | 17                         | 18                          | 19                         | 20=(16+17+18+19) | 21               | 22                     | 23                                 | 24   |
| ii. Automatic Appropriations     |           | 29,826,000.00             | 0.00  | 29,826,000.00           | 14,357,159.00       | 0.00                                  | 0.00        | 0.00                     | 14,357,159.00             | 0.00                        | 13,721,989.78              | 0.00                        | 0.00                       | 13,721,989.78    | 0.00                        | 13,721,989.78              | 0.00                        | 0.00                       | 13,721,989.78    | 15,468,841.00    | 635,169.22             | 0.00                               | 0.00 |
| National Sports Development Fund |           | 29,826,000.00             | 0.00  | 29,826,000.00           | 14,357,159.00       | 0.00                                  | 0.00        | 0.00                     | 14,357,159.00             | 0.00                        | 13,721,989.78              | 0.00                        | 0.00                       | 13,721,989.78    | 0.00                        | 13,721,989.78              | 0.00                        | 0.00                       | 13,721,989.78    | 15,468,841.00    | 635,169.22             | 0.00                               | 0.00 |
| MOOE                             |           | 29,826,000.00             | 0.00  | 29,826,000.00           | 14,357,159.00       | 0.00                                  | 0.00        | 0.00                     | 14,357,159.00             | 0.00                        | 13,721,989.78              | 0.00                        | 0.00                       | 13,721,989.78    | 0.00                        | 13,721,989.78              | 0.00                        | 0.00                       | 13,721,989.78    | 15,468,841.00    | 635,169.22             | 0.00                               | 0.00 |
| Sub-total                        |           | 29,826,000.00             | 0.00  | 29,826,000.00           | 14,357,159.00       | 0.00                                  | 0.00        | 0.00                     | 14,357,159.00             | 0.00                        | 13,721,989.78              | 0.00                        | 0.00                       | 13,721,989.78    | 0.00                        | 13,721,989.78              | 0.00                        | 0.00                       | 13,721,989.78    | 15,468,841.00    | 635,169.22             | 0.00                               | 0.00 |
| PS                               |           | 0.00                      | 0.00  | 0.00                    | 0.00                | 0.00                                  | 0.00        | 0.00                     | 0.00                      | 0.00                        | 0.00                       | 0.00                        | 0.00                       | 0.00             | 0.00                        | 0.00                       | 0.00                        | 0.00                       | 0.00             | 0.00             | 0.00                   | 0.00                               | 0.00 |
| MOOE                             |           | 29,826,000.00             | 0.00  | 29,826,000.00           | 14,357,159.00       | 0.00                                  | 0.00        | 0.00                     | 14,357,159.00             | 0.00                        | 13,721,989.78              | 0.00                        | 0.00                       | 13,721,989.78    | 0.00                        | 13,721,989.78              | 0.00                        | 0.00                       | 13,721,989.78    | 15,468,841.00    | 635,169.22             | 0.00                               | 0.00 |
| FinEx                            |           | 0.00                      | 0.00  | 0.00                    | 0.00                | 0.00                                  | 0.00        | 0.00                     | 0.00                      | 0.00                        | 0.00                       | 0.00                        | 0.00                       | 0.00             | 0.00                        | 0.00                       | 0.00                        | 0.00                       | 0.00             | 0.00             | 0.00                   | 0.00                               | 0.00 |
| CO                               |           | 0.00                      | 0.00  | 0.00                    | 0.00                | 0.00                                  | 0.00        | 0.00                     | 0.00                      | 0.00                        | 0.00                       | 0.00                        | 0.00                       | 0.00             | 0.00                        | 0.00                       | 0.00                        | 0.00                       | 0.00             | 0.00             | 0.00                   | 0.00                               | 0.00 |
| GRAND TOTAL                      |           | 29,826,000.00             | 0.00  | 29,826,000.00           | 14,357,159.00       | 0.00                                  | 0.00        | 0.00                     | 14,357,159.00             | 0.00                        | 13,721,989.78              | 0.00                        | 0.00                       | 13,721,989.78    | 0.00                        | 13,721,989.78              | 0.00                        | 0.00                       | 13,721,989.78    | 15,468,841.00    | 635,169.22             | 0.00                               | 0.00 |
| MOOE                             |           | 29,826,000.00             | 0.00  | 29,826,000.00           | 14,357,159.00       | 0.00                                  | 0.00        | 0.00                     | 14,357,159.00             | 0.00                        | 13,721,989.78              | 0.00                        | 0.00                       | 13,721,989.78    | 0.00                        | 13,721,989.78              | 0.00                        | 0.00                       | 13,721,989.78    | 15,468,841.00    | 635,169.22             | 0.00                               | 0.00 |

Certified Correct:  
  
 TUAZON VIOLETA ROSETE

Date: 2019-08-13 15:49:15.0

Recommending Approval:  
  
 IBAY MERLITA R.

Date: 2019-08-13 15:51:

Approved By:  
  
 RAMIREZ WILLIAM I.

Date: 2019-08-13 15:54:12



Department: Other Executive Offices  
 Agency: Philippine Sports Commission  
 Operating Unit: < not applicable >  
 Organization Code: 26 032 0000000  
 Fund Cluster: 01 Regular Agency Fund


|   |
|---|
| X |
|   |
|   |

(e.g. UACS Fund Cluster: 01-Regular Agency Fund, 02-Foreign Assisted Projects Fund, 03-Special Account-Locally Funded/Domestic Grants Fund, and 04-Special Account-Foreign Assisted/Foreign Grants Fund)

| Particulars                        | UACS CODE | Appropriations            |   |                         | Allotments          |                                       |             | Current Year Obligations |                           |                             |                            |                             | Current Year Disbursements |                  |                             |                            | Balances                    |                            |                  |                  |                        |                                    |      |      |
|------------------------------------|-----------|---------------------------|---|-------------------------|---------------------|---------------------------------------|-------------|--------------------------|---------------------------|-----------------------------|----------------------------|-----------------------------|----------------------------|------------------|-----------------------------|----------------------------|-----------------------------|----------------------------|------------------|------------------|------------------------|------------------------------------|------|------|
|                                    |           | Authorized Appropriations | Adjustments (Transfer To/From, Realignment) | Adjusted Appropriations | Allotments Received | Adjustments (Withdrawal, Realignment) | Transfer To | Transfer From            | Adjusted Total Allotments | 1st Quarter Ending March 31 | 2nd Quarter Ending June 30 | 3rd Quarter Ending Sept. 30 | 4th Quarter Ending Dec. 31 | TOTAL            | 1st Quarter Ending March 31 | 2nd Quarter Ending June 30 | 3rd Quarter Ending Sept. 30 | 4th Quarter Ending Dec. 31 | TOTAL            | Unreleased Appro | Unobligated Allotments | Unpaid Obligations (15-20)=(23+24) |      |      |
|                                    |           | 3                         | 4   | 5=(3+4)                 | 6                   | 7                                     | 8           | 9                        | 10=[(6+(-)7)-8+9]         | 11                          | 12                         | 13                          | 14                         | 15=(11+12+13+14) | 16                          | 17                         | 18                          | 19                         | 20=(16+17+18+19) | 21               | 22                     | 23                                 | 24   |      |
| MOOE                               |           | 0.00                      | 500,000,000.00                              | 500,000,000.00          | 0.00                | 500,000,000.00                        | 0.00        | 0.00                     | 500,000,000.00            | 0.00                        | 0.00                       | 0.00                        | 0.00                       | 0.00             | 0.00                        | 0.00                       | 0.00                        | 0.00                       | 0.00             | 0.00             | 0.00                   | 500,000,000.00                     | 0.00 | 0.00 |
| Sub-Total                          |           | 0.00                      | 500,021,481.00                              | 500,021,481.00          | 0.00                | 500,021,481.00                        | 0.00        | 0.00                     | 500,021,481.00            | 0.00                        | 21,481.00                  | 0.00                        | 0.00                       | 21,481.00        | 0.00                        | 21,481.00                  | 0.00                        | 0.00                       | 21,481.00        | 0.00             | 0.00                   | 500,000,000.00                     | 0.00 | 0.00 |
| PS                                 |           | 0.00                      | 21,481.00                                   | 21,481.00               | 0.00                | 21,481.00                             | 0.00        | 0.00                     | 21,481.00                 | 0.00                        | 21,481.00                  | 0.00                        | 0.00                       | 21,481.00        | 0.00                        | 21,481.00                  | 0.00                        | 0.00                       | 21,481.00        | 0.00             | 0.00                   | 0.00                               | 0.00 | 0.00 |
| MOOE                               |           | 0.00                      | 500,000,000.00                              | 500,000,000.00          | 0.00                | 500,000,000.00                        | 0.00        | 0.00                     | 500,000,000.00            | 0.00                        | 0.00                       | 0.00                        | 0.00                       | 0.00             | 0.00                        | 0.00                       | 0.00                        | 0.00                       | 0.00             | 0.00             | 0.00                   | 500,000,000.00                     | 0.00 | 0.00 |
| FinEx                              |           | 0.00                      | 0.00  | 0.00                    | 0.00                | 0.00                                  | 0.00        | 0.00                     | 0.00                      | 0.00                        | 0.00                       | 0.00                        | 0.00                       | 0.00             | 0.00                        | 0.00                       | 0.00                        | 0.00                       | 0.00             | 0.00             | 0.00                   | 0.00                               | 0.00 | 0.00 |
| CO                                 |           | 0.00                      | 0.00  | 0.00                    | 0.00                | 0.00                                  | 0.00        | 0.00                     | 0.00                      | 0.00                        | 0.00                       | 0.00                        | 0.00                       | 0.00             | 0.00                        | 0.00                       | 0.00                        | 0.00                       | 0.00             | 0.00             | 0.00                   | 0.00                               | 0.00 | 0.00 |
| GRAND TOTAL                        |           | 5,362,951,000.00          | 500,021,481.00                              | 5,862,972,481.00        | 5,215,265,434.00    | 500,021,481.00                        | 0.00        | 0.00                     | 5,715,286,915.00          | 50,365,510.47               | 1,871,360,403.32           | 0.00                        | 0.00                       | 1,921,725,913.79 | 48,210,993.28               | 1,799,247,824.46           | 0.00                        | 0.00                       | 1,847,458,817.74 | 147,685,566.00   | 3,793,561,001.21       | 74,267,096.05                      | 0.00 | 0.00 |
| PS                                 |           | 67,815,000.00             | 21,481.00                                   | 67,836,481.00           | 67,650,434.00       | 21,481.00                             | 0.00        | 0.00                     | 67,671,915.00             | 13,570,559.68               | 21,134,302.42              | 0.00                        | 0.00                       | 34,704,862.10    | 13,570,559.68               | 21,125,152.42              | 0.00                        | 0.00                       | 34,695,712.10    | 164,566.00       | 32,967,052.90          | 9,150.00                           | 0.00 | 0.00 |
| MOOE                               |           | 4,248,676,000.00          | 894,176,000.00                              | 5,142,852,000.00        | 4,101,155,000.00    | 894,176,000.00                        | 0.00        | 0.00                     | 4,995,331,000.00          | 36,794,950.79               | 1,801,118,940.90           | 0.00                        | 0.00                       | 1,837,913,891.69 | 34,640,433.60               | 1,728,015,512.04           | 0.00                        | 0.00                       | 1,763,655,945.64 | 147,521,000.00   | 3,157,417,108.31       | 74,257,946.05                      | 0.00 | 0.00 |
| CO                                 |           | 1,046,460,000.00          | (394,176,000.00)                            | 652,284,000.00          | 1,046,460,000.00    | (394,176,000.00)                      | 0.00        | 0.00                     | 652,284,000.00            | 0.00                        | 49,107,160.00              | 0.00                        | 0.00                       | 49,107,160.00    | 0.00                        | 49,107,160.00              | 0.00                        | 0.00                       | 49,107,160.00    | 0.00             | 603,176,840.00         | 0.00                               | 0.00 | 0.00 |
| Reconciliation by OO:              |           |                           |   |                         |                     |                                       |             |                          |                           |                             |                            |                             |                            |                  |                             |                            |                             |                            |                  |                  |                        |                                    |      |      |
| I. Agency Specific Budget          |           | 279,786,000.00            | 0.00  | 279,786,000.00          | 132,265,000.00      | 0.00                                  | 0.00        | 0.00                     | 132,265,000.00            | 29,709,598.91               | 21,594,737.57              | 0.00                        | 0.00                       | 51,304,336.48    | 29,030,247.74               | 21,411,873.69              | 0.00                        | 0.00                       | 50,442,121.43    | 147,521,000.00   | 80,960,663.52          | 862,215.05                         | 0.00 | 0.00 |
| AMATEUR SPORTS DEVELOPMENT PROGRAM |           | 279,786,000.00            | 0.00  | 279,786,000.00          | 132,265,000.00      | 0.00                                  | 0.00        | 0.00                     | 132,265,000.00            | 29,709,598.91               | 21,594,737.57              | 0.00                        | 0.00                       | 51,304,336.48    | 29,030,247.74               | 21,411,873.69              | 0.00                        | 0.00                       | 50,442,121.43    | 147,521,000.00   | 80,960,663.52          | 862,215.05                         | 0.00 | 0.00 |

Certified Correct:  
  
 TUAZON VIOLETA ROSETE

Date: 2019-08-13 15:49:15.0

Recommending Approval:  
  
 IBAY MERLITA R.

Date: 2019-08-13 15:51:

Approved By:  
  
 RAMIREZ WILLIAM I.

Date: 2019-08-13 15:54:0



|  |                 |                  |                  |                |  |  |  |                |               |  |  |  |               |               |  |  |               |                  |                |              |
|--|-----------------|------------------|------------------|----------------|--|--|--|----------------|---------------|--|--|--|---------------|---------------|--|--|---------------|------------------|----------------|--------------|
| AMATEUR SPORTS DEVELOPMENT PROGRAM   | 310100000000000 | 2,295,400.00     | 2,295,400.00     | 2,295,400.00   |  |  |  | 2,295,400.00   | 615,684.69    |  |  |  | 615,684.69    | 615,684.69    |  |  | 615,684.69    | 1,679,715.31     |                |              |
| Policy and Program Formulation and Amateur Sport Development and Promotion | 310100100001000 | 2,295,400.00     | 2,295,400.00     | 2,295,400.00   |  |  |  | 2,295,400.00   | 615,684.69    |  |  |  | 615,684.69    | 615,684.69    |  |  | 615,684.69    | 1,679,715.31     |                |              |
| PS   |                 | 2,295,400.00     | 2,295,400.00     | 2,295,400.00   |  |  |  | 2,295,400.00   | 615,684.69    |  |  |  | 615,684.69    | 615,684.69    |  |  | 615,684.69    | 1,679,715.31     |                |              |
| Sub-Total, Automatic Appropriations  |                 | 5,636,000.00     | 5,636,000.00     | 5,636,000.00   |  |  |  | 5,636,000.00   | 1,256,499.36  |  |  |  | 1,256,499.36  | 1,256,499.36  |  |  | 1,256,499.36  | 4,379,500.64     |                |              |
| PS   |                 | 5,636,000.00     | 5,636,000.00     | 5,636,000.00   |  |  |  | 5,636,000.00   | 1,256,499.36  |  |  |  | 1,256,499.36  | 1,256,499.36  |  |  | 1,256,499.36  | 4,379,500.64     |                |              |
| III. Special Purpose Fund  |                 |                  |                  |                |  |  |  |                |               |  |  |  |               |               |  |  |               |                  |                |              |
| GRAND TOTAL  |                 | 5,362,951,000.00 | 5,362,951,000.00 | 215,171,000.00 |  |  |  | 215,171,000.00 | 50,365,510.47 |  |  |  | 50,365,510.47 | 48,210,993.28 |  |  | 48,210,993.28 | 5,147,780,000.00 | 164,805,489.53 | 2,154,517.19 |
| PS   |                 | 67,815,000.00    | 67,815,000.00    | 67,556,000.00  |  |  |  | 67,556,000.00  | 13,570,559.68 |  |  |  | 13,570,559.68 | 13,570,559.68 |  |  | 13,570,559.68 | 259,000.00       | 53,985,440.32  |              |
| MOOE   |                 | 4,248,676,000.00 | 4,248,676,000.00 | 147,615,000.00 |  |  |  | 147,615,000.00 | 36,794,950.79 |  |  |  | 36,794,950.79 | 34,640,433.60 |  |  | 34,640,433.60 | 4,101,061,000.00 | 110,820,049.21 | 2,154,517.19 |
| CO   |                 | 1,046,460,000.00 | 1,046,460,000.00 |                |  |  |  |                |               |  |  |  |               |               |  |  |               | 1,046,460,000.00 |                |              |

Certified Correct:



Tuazon, Violeta

Budget Officer

Date: 17/Jun/2019

Certified Correct:




ERIK JEAN MAYORES

Chief Accountant

Date:

Recommended By:

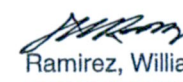


Ibay, Merlita

Director, FMS

Date: 17/Jun/2019

Approved By:



Ramirez, William

Agency Head/Department

Date: 17/Jun/2019

**STATEMENT OF APPROPRIATIONS, ALLOTMENTS, OBLIGATIONS, DISBURSEMENTS AND BALANCES**  
**As of the Quarter Ending March 31, 2019**

Department: Other Executive Offices (OEOs)

Authorization: 01 - Current Year Appropriations

Agency: Philippine Sports Commission

Report Status: SUBMITTED


Operating Unit: N/A

Organization Code (UACS): 260320000000

Fund Cluster: 03 - Special Account - Locally Funded

| Particulars  | UACS CODE        | Appropriation            |   |                         | Allotments          |                                       |             | Current Year Obligations |                           |                             |                            |                             | Current Year Disbursements |                  |                             |                            |                             | Balances                   |                  |                           |                       |                                      |    |
|--|------------------|--------------------------|---|-------------------------|---------------------|---------------------------------------|-------------|--------------------------|---------------------------|-----------------------------|----------------------------|-----------------------------|----------------------------|------------------|-----------------------------|----------------------------|-----------------------------|----------------------------|------------------|---------------------------|-----------------------|--------------------------------------|----|
|  |                  | Authorized Appropriation | Adjustments (Transfer (To)/From, Realignment) | Adjusted Appropriations | Allotments Received | Adjustments (Withdrawal, Realignment) | Transfer To | Transfer From            | Adjusted Total Allotments | 1st Quarter Ending March 31 | 2nd Quarter Ending June 30 | 3rd Quarter Ending Sept. 30 | 4th Quarter Ending Dec. 31 | Total            | 1st Quarter Ending March 31 | 2nd Quarter Ending June 30 | 3rd Quarter Ending Sept. 30 | 4th Quarter Ending Dec. 31 | Total            | Unreleased Appropriations | Unobligated Allotment | Unpaid Obligations (15-20) = (23+24) |    |
| 1  | 2                | 3                        | 4   | 5=(3+4)                 | 6                   | 7                                     | 8           | 9                        | 10=[(6+)-(7)-8+9]         | 11                          | 12                         | 13                          | 14                         | 15=(11+12+13+14) | 16                          | 17                         | 18                          | 19                         | 20=(16+17+18+19) | 21=(5-10)                 | 22=(10-15)            | 23                                   | 24 |
| I. Agency Specific Budget  |                  |                          |   |                         |                     |                                       |             |                          |                           |                             |                            |                             |                            |                  |                             |                            |                             |                            |                  |                           |                       |                                      |    |
| II. Automatic Appropriations   |                  |                          |   |                         |                     |                                       |             |                          |                           |                             |                            |                             |                            |                  |                             |                            |                             |                            |                  |                           |                       |                                      |    |
| National Sports Development Fund   | 03104377         |                          | 29,826,000.00                                 | 29,826,000.00           | 29,826,000.00       |                                       |             |                          | 29,826,000.00             |                             |                            |                             |                            |                  |                             |                            |                             |                            |                  |                           |                       | 29,826,000.00                        |    |
| General Administration and Support   | 1000000000000000 |                          | 15,468,841.81                                 | 15,468,841.81           | 15,468,841.81       |                                       |             |                          | 15,468,841.81             |                             |                            |                             |                            |                  |                             |                            |                             |                            |                  |                           |                       | 15,468,841.81                        |    |
| General Management and Supervision   | 100000100001000  |                          | 15,468,841.81                                 | 15,468,841.81           | 15,468,841.81       |                                       |             |                          | 15,468,841.81             |                             |                            |                             |                            |                  |                             |                            |                             |                            |                  |                           |                       | 15,468,841.81                        |    |
| MOOE   |                  |                          | 15,468,841.81                                 | 15,468,841.81           | 15,468,841.81       |                                       |             |                          | 15,468,841.81             |                             |                            |                             |                            |                  |                             |                            |                             |                            |                  |                           |                       | 15,468,841.81                        |    |
| Operations   | 3000000000000000 |                          | 14,357,158.19                                 | 14,357,158.19           | 14,357,158.19       |                                       |             |                          | 14,357,158.19             |                             |                            |                             |                            |                  |                             |                            |                             |                            |                  |                           |                       | 14,357,158.19                        |    |
| OO : Source of athletic talents widened                                    | 3100000000000000 |                          | 14,357,158.19                                 | 14,357,158.19           | 14,357,158.19       |                                       |             |                          | 14,357,158.19             |                             |                            |                             |                            |                  |                             |                            |                             |                            |                  |                           |                       | 14,357,158.19                        |    |
| AMATEUR SPORTS DEVELOPMENT PROGRAM   | 3101000000000000 |                          | 14,357,158.19                                 | 14,357,158.19           | 14,357,158.19       |                                       |             |                          | 14,357,158.19             |                             |                            |                             |                            |                  |                             |                            |                             |                            |                  |                           |                       | 14,357,158.19                        |    |
| Policy and Program Formulation and Amateur Sport Development and Promotion | 310100100001000  |                          | 14,357,158.19                                 | 14,357,158.19           | 14,357,158.19       |                                       |             |                          | 14,357,158.19             |                             |                            |                             |                            |                  |                             |                            |                             |                            |                  |                           |                       | 14,357,158.19                        |    |
| MOOE   |                  |                          | 14,357,158.19                                 | 14,357,158.19           | 14,357,158.19       |                                       |             |                          | 14,357,158.19             |                             |                            |                             |                            |                  |                             |                            |                             |                            |                  |                           |                       | 14,357,158.19                        |    |
| Sub-Total, Automatic Appropriations  |                  |                          | 29,826,000.00                                 | 29,826,000.00           | 29,826,000.00       |                                       |             |                          | 29,826,000.00             |                             |                            |                             |                            |                  |                             |                            |                             |                            |                  |                           |                       | 29,826,000.00                        |    |
| MOOE   |                  |                          | 29,826,000.00                                 | 29,826,000.00           | 29,826,000.00       |                                       |             |                          | 29,826,000.00             |                             |                            |                             |                            |                  |                             |                            |                             |                            |                  |                           |                       | 29,826,000.00                        |    |
| III. Special Purpose Fund  |                  |                          |   |                         |                     |                                       |             |                          |                           |                             |                            |                             |                            |                  |                             |                            |                             |                            |                  |                           |                       |                                      |    |
| GRAND TOTAL  |                  |                          | 29,826,000.00                                 | 29,826,000.00           | 29,826,000.00       |                                       |             |                          | 29,826,000.00             |                             |                            |                             |                            |                  |                             |                            |                             |                            |                  |                           |                       | 29,826,000.00                        |    |
| MOOE   |                  |                          | 29,826,000.00                                 | 29,826,000.00           | 29,826,000.00       |                                       |             |                          | 29,826,000.00             |                             |                            |                             |                            |                  |                             |                            |                             |                            |                  |                           |                       | 29,826,000.00                        |    |

Certified Correct:



Tuazon, Violeta

Budget Officer

Date: 06/Jun/2019

Certified Correct:

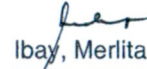


ERIK JEAN MAYORES

Chief Accountant

Date:

Recommended By:



Ibay, Merlita

Director, FMS

Date: 06/Jun/2019

Approved By:



Ramirez, William

Agency Head/Department

Date: 06/Jun/2019