

2017 PHYSICAL REPORT OF OPERATION

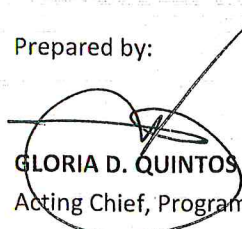
As of 2017 June 30

Department : Other Executive Offices
 : Philippine Sports Commission
 : (C0492)
 : 26 032 0000000

	Current Year Appropriations
	Supplemental Appropriations
	Continuing Appropriations
	Off-Budget Account

PARTICULARS	UACS CODE	Physical Targets					Physical Accomplishments					Variance	Remarks	
		1st Quarter	2nd Quarter	3rd Quarter	4th Quarter	Total	1st Quarter	2nd Quarter	3rd Quarter	4th Quarter	Total			
MFO 1: PROMOTION OF AMATEUR SPORT INDICATORS														
Quantity Indicators														
> No. of promotional events/ activities held		7	7	7	8	29	18	111						
> No. of national athletes supported.		830	830	830	830	830 ave.	1,033	876						
Quality Indicators														
> % of stakeholders who rated the PSC promotional events/activities as good, better and best.		-	-	-	18		-	-						
> % change in number of national athletes participating in major international competitions.		60	60	60	58		350	517						
> % change in number of grassroots athletes participating in national competitions.		3,580	3,582	3,582	3,582		4,000	5,000						
> % change in number of individuals joining the Sports-For-All activities.		20,173	20,173	20,173	20,173		21,200	22,260						
Timeliness														
> % of application for sports-related assistance responded to within three (3) days upon receipt of application.		694	694	694	694		894	873						


Prepared by:


 GLORIA D. QUINTOS
 Acting Chief, Program and Research Division

Recommending Approval


 ATTY. CARLO E. ABARQUEZ
 Executive Director

Approved by:


 WILLIAM I. RAMIREZ
 Chairman

2017 PHYSICAL REPORT OF OPERATION


As of 2017 March 31

Department : Other Executive Offices
 : Philippine Sports Commission
 : (C0492)
 : 26 032 0000000

	Current Year Appropriations
	Supplemental Appropriations
	Continuing Appropriations
	Off-Budget Account

PARTICULARS	UACS CODE	Physical Targets					Physical Accomplishments					Variance	Remarks
		1st Quarter	2nd Quarter	3rd Quarter	4th Quarter	Total	1st Quarter	2nd Quarter	3rd Quarter	4th Quarter	Total		
MFO 1: PROMOTION OF AMATEUR SPORT INDICATORS													
<i>Quantity Indicators</i>													
> No. of promotional events/ activities held		7	7	7	8	29	18						
> No. of national athletes supported.		830	830	830	830	830 ave.	1,033						
<i>Quality Indicators</i>													
> % of stakeholders who rated the PSC promotional events/activities as good, better and best.		-	-	-	18		-						
> % change in number of national athletes participating in major international competitions.		60	60	60	58		350						
> % change in number of grassroots athletes participating in national competitions.		3,580	3,582	3,582	3,582		4,000						
> % change in number of individuals joining the Sports-For-All activities.		20,173	20,173	20,173	20,173		21,200						
<i>Timeliness</i>													
> % of application for sports-related assistance responded to within three (3) days upon receipt of application.		694	694	694	694		894						

Prepared by:


 GLORIA D. QUINTOS
 Acting Chief, Program and Research Division

Recommending Approval


 ATTY. CARLO E. ABARQUEZ
 Executive Director

Approved by:


 WILLIAM I. RAMIREZ
 Chairman